



Coronavirus Disease 2019 (COVID-19)

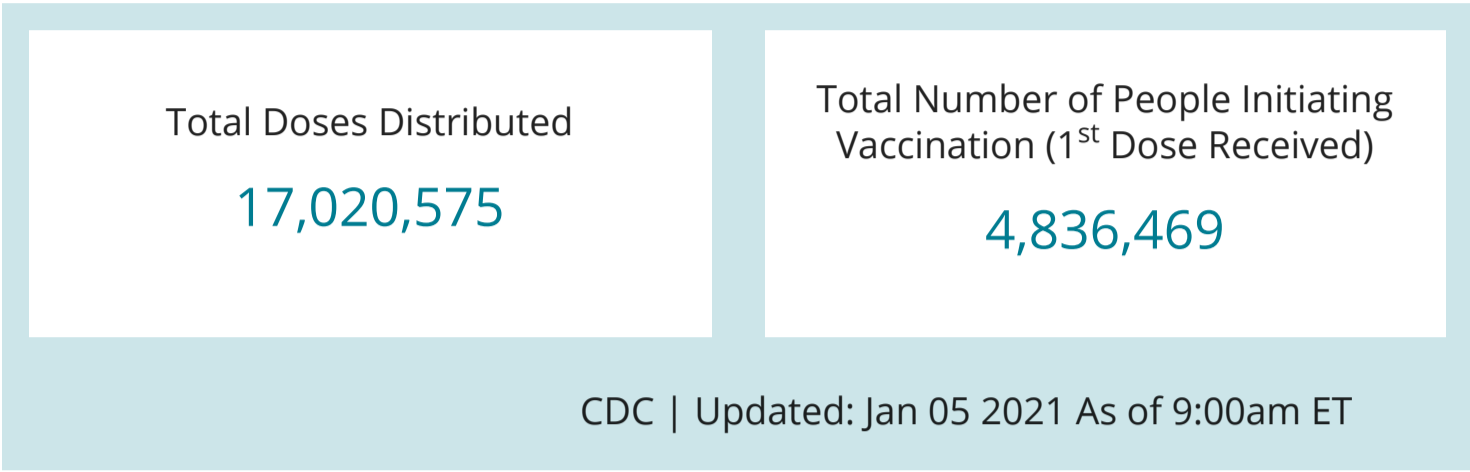
CDC COVID Data Tracker

Maps, charts, and data provided by the CDC

- Case Trends ▾
- Vaccinations**
- County View ▾
- Laboratory ▾
- Global Cases and Deaths ▾
- Community Impact ▾
- Unique Populations ▾
- COVID-19 Home

COVID-19 Vaccinations in the United States

Overall US COVID-19 Vaccine Distribution and Administration



View:

People Initiating Vaccination (1st dose received)

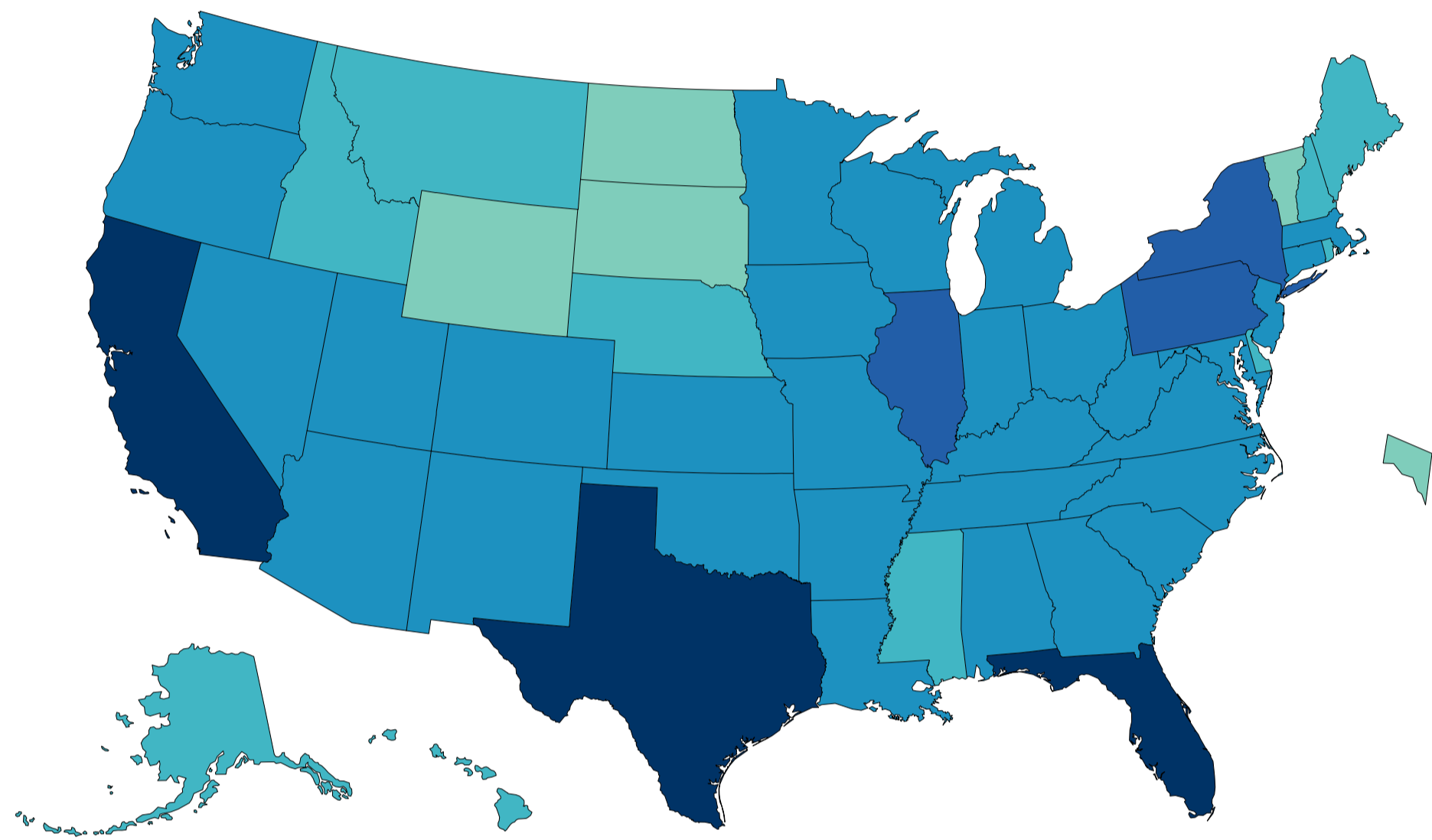
Distributed

Metric:

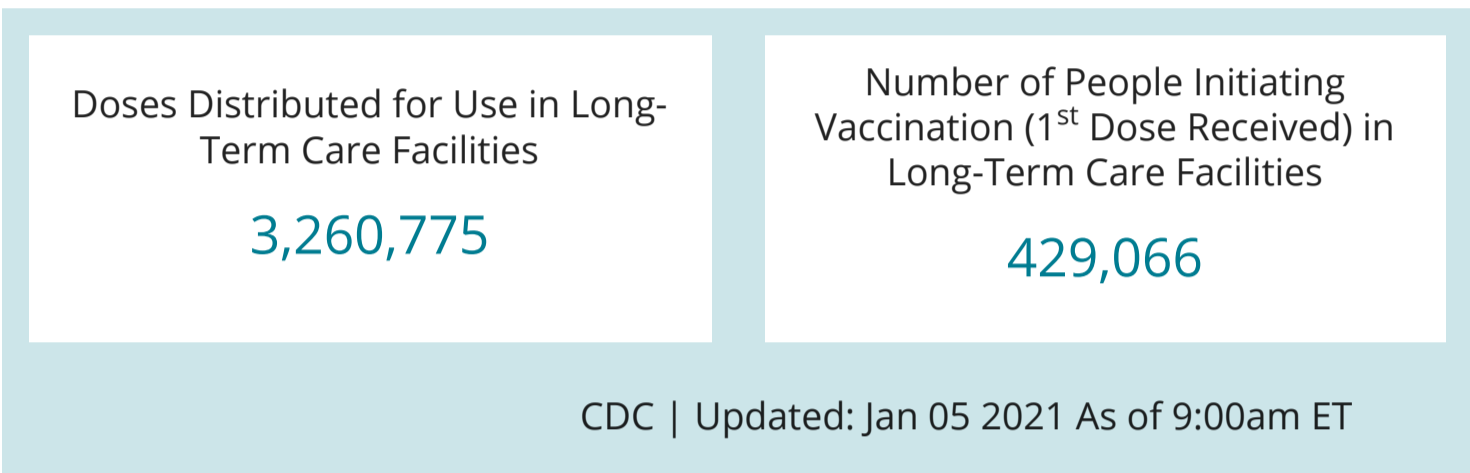
Count

Rate per 100,000

Total Doses Distributed Reported to the CDC by State/Territory and for Selected Federal Entities



Federal Pharmacy Partnership for Long-Term Care Program (Subset of Overall Numbers)



Territories

GU AS RP FM MP PR MH VI

Federal Entities

BoP DoD IHS VHA

Total Number of Doses Distributed

No Data 0 1 - 50,000 50,001 - 100,000 100,001 - 500,000

500,001 - 1,000,000 1,000,001+

As a result of a data processing issue, some duplicate doses administered were reported for the state of Virginia up through January 5. The corrected number of People Initiating Vaccination for Virginia will appear beginning January 6, 2020.

Doses distributed and people initiating vaccination (1st dose received) are for both Moderna and Pfizer BioNTech COVID-19 vaccine and reflect current data available as of 9:00am ET on the day of reporting. Data will be regularly updated daily, Monday through Friday. Updates will occur the following day when reporting coincides with a federal holiday.

Healthcare providers report doses to federal, state, territorial, and local agencies up to 72 hours after administration. There may be additional lag for data to be transmitted from the federal, state, territorial, or local agency to CDC. A large difference between the number of doses distributed and the number of people initiating vaccination is expected at this point in the COVID vaccination program due to several factors, including delays in reporting of administered doses and management of available vaccine stocks by jurisdictions and federal pharmacy partners.

Numbers reported on CDC's website are validated through a submission process with each jurisdiction and may differ from numbers posted on other websites. Differences between reporting jurisdictions and CDC's website may occur due to the timing of reporting and website updates. The process used for reporting doses distributed or people vaccinated displayed by other websites may differ.

When the "Rate per 100,000" metric is selected for both doses distributed and people initiating vaccination (1st dose received), federal entities will display as n/a because population-based rates are not applicable. Doses distributed and administered for federal entities will display when the "Counts" metric is selected.

Doses distributed are cumulative counts of COVID-19 vaccine doses recorded as shipped in the Centers for Disease Control and Prevention's (CDC) Vaccine Tracking System (VTrcks) since December 13, 2020.

People initiating vaccination (1st dose received) are cumulative counts of individual COVID-19 vaccine first doses administered as reported to the CDC by state, territorial, and local public health agencies and four federal entities (Bureau of Prisons, Department of Defense, Indian Health Service, and Veterans Health Administration) since December 14, 2020. For information pertaining to Department of State's COVID-19 vaccination program, please contact the Office of Press Operations at PAPressDuty@state.gov. Veterans Health Administration totals include employees, veteran patients, and other federal partners vaccinated by VHA.

Long-term care facility (LTCF) data is a subset of the overall national data, [specific to the Federal Pharmacy Partnership for Long-term Care \(LTC\) Program](#), and primarily includes skilled nursing and assisted living facilities. Doses distributed refers to doses distributed to pharmacy partners to administer onsite at LTCFs, and people initiating vaccination (1st dose received) includes both LTCF residents and staff vaccinated through the program. This data does not include doses distributed and administered to LTCF residents and staff outside the Federal Pharmacy Partnership Program. Vaccine administration through the federal program launched nationally on December 21st for Pfizer vaccine and on December 28th for Moderna vaccine. As of December 29, 2020, a total of 52 jurisdictions have started the program. Program start dates vary based on the jurisdiction. A difference between the number of doses distributed to pharmacy partners and the number of people initiating vaccination is expected because jurisdictions are transferring doses to pharmacy partners in advance to prepare for vaccination clinics in subsequent weeks.

Rates per 100,000 population use the U.S. Census Bureau 2019 American Community Survey 1-year population estimates. 2018 population estimates are used for American Samoa, Federated States of Micronesia, Guam, Northern Mariana Islands, Palau, Republic of Marshall Islands, and United States Virgin Islands.

HAVE QUESTIONS?

- Visit CDC-INFO
- Call 800-232-4636
- Email CDC-INFO
- Open 24/7

CDC INFORMATION

- About CDC
- Jobs
- Funding
- Policies
- File Viewers & Players

Privacy

- FOIA
- No Fear Act
- OIG
- Nondiscrimination
- Accessibility

CONNECT WITH CDC

