



COVID-19 (Coronavirus Disease)

CASES ARE RISING.
ACT NOW!



WEAR A MASK



STAY 6 FEET APART



AVOID CROWDS

Back to School Planning: Checklists to Guide Parents, Guardians, and Caregivers

Updated Dec. 11, 2020

[Print](#)

For many families, school will look different this year than it has in previous years. Your school may offer virtual learning or have new policies and practices in place to prevent the spread of COVID-19 during in-person learning. Whatever the situation, these checklists are intended to help parents, guardians, and caregivers, plan and prepare for the upcoming school year.

Some of the changes in schools' classroom attendance or structure may include:

- **Cohorts:** Dividing students and teachers into distinct groups that stay together throughout an entire school day during in-person classroom instruction. Schools may allow minimal or no interaction between cohorts (also sometimes referred to as pods).
- **Hybrid:** A mix of virtual learning and in-class learning. Hybrid options can apply a cohort approach to the in-class education provided.
- **Virtual/at-home only:** Students and teachers engage in virtual-only classes, activities, and events.

Deciding between in-person and virtual learning?

See our decision tool to help you think through school re-entry and the choices that your child's school is offering: [Decision-Making Tool for Parents and Guardians](#)


Planning for in-person classes

This school year will require schools and families to work together even more than before. Schools will be making changes to their policies and operations with several goals: supporting learning; providing important services, such as school meals, extended daycare, extracurricular activities, and social services; and limiting the transmission of SARS-CoV-2, the virus that causes COVID-19. Teachers and staff can teach and encourage preventive behaviors at school. Likewise, it will be important for families to emphasize and model healthy behaviors at home and to talk to your children about changes to expect this school year. Even if your child resumes in-person learning at school, it is important to prepare for the possibility of virtual learning if school closes or if your child becomes exposed to COVID-19 and needs to stay home.

CDC has created a checklist to help with ongoing planning for school year (SY) 2020-2021. If your school uses a hybrid model, you may want to review both the in-person and virtual/at-home learning checklists.

In-Person Learning Checklist (PDF version)

Interactive and downloadable PDF



Planning checklist with editable fields for making notes

- Download
- Edit and save
- Print

You can also see a non-PDF version of the checklist below.

[Planning for In-Person Classes](#) 


Alternate languages: [Spanish](#)  | [Creole](#) 

In-Person Learning Checklist (web version)

Planning for in-person classes



Actions to take and points to consider

- Check in with your child each morning for [signs of illness](#). If your child has a temperature of 100.4 degrees or higher, they should not go to school.
- Make sure your child does not have a sore throat or other signs of illness, like a cough, diarrhea, severe headache, vomiting, or body aches.
- If your child has had close contact to a COVID-19 case, they should not go to school. Follow guidance on what to do when [someone has known exposure](#).
- Identify your school point person(s) to contact if your child gets sick.
 - Name of school point person(s)
 - Contact information
- Be familiar with [local COVID-19 testing](#)  sites in the event you or your child develops symptoms. These may include sites with free testing available.
- Make sure your child is up-to-date with all [recommended vaccines](#), including for flu. All school-aged children should get an influenza flu vaccine every season, with [rare exceptions](#). This is especially important this year because we do not yet know if being sick with COVID-19 at the same time as the flu will result in more severe illness.
- Review and practice proper [hand washing techniques](#) at home, especially before and after eating, sneezing, coughing, and adjusting a mask or cloth face covering. [Make hand washing fun](#) and explain to your child why it's

important.

- Be familiar with how your school will make water available during the day. Consider packing a water bottle.
- Develop daily routines before and after school—for example, things to pack for school in the morning (like hand sanitizer and an additional (back up) mask) and things to do when you return home (like washing hands immediately and [washing masks](#)).
- [Talk](#) to your child about precautions to take at school. Children may be advised to:
 - Wash and sanitize their hands more often.
 - Keep physical distance from other students.
 - Wear a mask.
 - Avoid sharing objects with other students, including water bottles, devices, writing instruments, and books.
 - Use hand sanitizer (that contains at least 60% alcohol.) Make sure you're using a safe product. FDA [recalled products](#) [↗](#) that contain toxic methanol. Monitor how they feel and tell an adult if they are not feeling well.
- Develop a plan as a family to protect household members who are [at increased risk for severe illness](#).
- Make sure your information is current at school, including emergency contacts and individuals authorized to pick up your child(ren) from school. If that list includes anyone who is at increased risk for severe illness from COVID-19, consider identifying an alternate person.
- Be familiar with your school's plan for how they will communicate with families when a positive case or exposure to someone with COVID-19 is identified and ensure student privacy is upheld.
- Plan for possible school closures or periods of quarantine. If transmission is increasing in your community or if multiple children or staff test positive for COVID-19, the school building might close. Similarly, if a close contact of your child (within or outside of school) tests positive for COVID-19, your child may need to stay home for a 2-week quarantine period. You may need to consider the feasibility of teleworking, taking leave from work, or identifying someone who can supervise your child in the event of school building closures or quarantine.
- Plan for transportation:
 - If your child rides a bus, plan for your child to wear a mask on the bus and talk to your child about the importance of following bus rules and any spaced seating rules.
 - If carpooling, plan on every child in the carpool and the driver wearing masks for the entire trip. If your school uses the cohort model, consider finding families within your child's group/cohort at school to be part of the carpool.
- If your child has an Individualized Education Program (IEP) or 504 Plan or receives other learning support (e.g., tutoring), ask your school how these services will continue.

- If your child receives speech, occupational or physical therapy or other related services from the school, ask your school how these services will continue.
 - If your child receives mental health or behavioral services (e.g., social skills training, counseling), ask your school how these services will continue.
 - If your school uses a cohorting model, consider limiting your child's in-person out-of-school interactions to children in the same cohort or to activities where physical distancing can be maintained.
 - Reinforce the concept of physical distancing with your child.
 - Talk to your school administrators and teachers about their plans for physical education and physical activity (e.g., recess).
 - *Safer options include being outdoors when possible, reducing the number of people in an indoor space, and encouraging students to stay at least 6 ft apart.*
 - Ask how your school plans to help ensure that students are following practices to reduce the spread of COVID-19.
-

Masks




If your school is requiring or encouraging the use of **masks**, think about the following actions. Consider asking what steps your school will take to minimize the potential for students to be singled out or teased for wearing or not wearing a mask. **Appropriate and consistent use of masks** may be challenging for some children. Wearing masks should be a priority when it is difficult for students to stay 6 feet apart from each other (e.g., during carpool drop off or pick up, when entering the building or standing in line at school, or while on the bus).

Masks should **not** be worn by:

- Children younger than 2 years old
- Anyone who has trouble breathing
- Anyone who is unconscious, incapacitated, or otherwise unable to remove the mask without assistance

Actions to take and points to consider

- Have multiple masks, so you can wash them daily and have back-ups ready. Choose masks that
 - Fit snugly but comfortably against the side of the face
 - Completely cover the nose and mouth
 - Are secured with ties or ear loops
 - Include multiple layers of fabric
 - Allow for breathing without restrictionCan be washed and machine dried without damage or change to shape

- Label your child's masks clearly in a permanent marker so that they are not confused with those of other children.
- Practice with your child putting on and taking off masks without touching the cloth.
- Explain the importance of wearing a mask and how appropriately worn masks reduce the chances of getting and spreading COVID-19.
- Consider talking to your child about other people who may not be able to wear masks for medical reasons (e.g., asthma).
- As a family, model wearing masks, especially when you are in situations where physical distancing is difficult to maintain or impossible.
- If you have a young child, help build their comfort wearing a mask and become comfortable seeing others in masks.
 - Praise your child for wearing a mask correctly.
 - Put a mask on stuffed animals.
 - Draw a mask on a favorite book character.
 - Show images of other children wearing masks.
 - Allow your child to choose their mask that meets any dress requirements your school may have.
 - Suggestions from the [American Academy of Pediatrics](#) 
- Consider providing your child with a container (e.g., labeled resealable bag) to bring to school to store their masks when not wearing it (e.g., when eating)

Mental health and social-emotional wellbeing considerations

Since the school experience will be very different from before with desks far apart from each other, teachers maintaining physical distance, and the possibility of staying in the classroom for lunch, it is unlike anything your child is used to. Before school is in session, you may want to talk to your child and explain that all these steps are being taken to keep everyone safe and healthy. The list below provides actions and considerations regarding your child's mental health and emotional wellbeing as they transition back to in-person school. CDC's [Stress and Coping During the COVID-19 Pandemic](#) provides additional resources for you and your family. In addition, if your child seems to need mental health or behavioral services (e.g., social skills training, counseling), you may want to ask your school administrator for more information on these services.

Actions to take and points to consider

- Talk with your child about how school will look different (e.g., desks far apart from each other, teachers maintaining physical distance, possibility of staying in the classroom for lunch).
- Talk with your child about how school is going and about interactions with classmates and teachers. Find out how your child is feeling and

communicate that what they may be feeling is normal.

- Anticipate behavior changes in your child. Watch for changes like excessive crying or irritation, excessive worry or sadness, unhealthy eating or sleeping habits, difficulty concentrating, which may be signs of your child struggling with [stress and anxiety](#).
- Try to attend school activities and meetings. Schools may offer more of these virtually. As a parent, staying informed and connected may reduce your feelings of anxiety and provide a way for you to express any concerns you may have about your child's school.
- Ask your school about any plans to reduce potential stigma related to having or being suspected of having COVID-19.
- Check if your school has any systems in place to identify and provide mental health services to students in need of support. If so, identify a point of contact for these services at your school.
 - Name of school point person
 - Contact information
- Check if your school has a plan to help students adjust to being back in school. Students might need help adjusting to how COVID-19 has disrupted their daily life. Support may include school counseling and psychological services (including grief counseling), social-emotional learning (SEL)-focused programs and curricula, and peer/social support groups.
- Check if your school will provide training for students in mindfulness, incorporating SEL into classroom curriculum (either virtually or in-person), or support a child's ability to cope with stress and anxiety. If not, consider asking about ways to add this to your child's at-home learning.
- You can be a role model for your child by practicing self-care:
 - Take breaks
 - Get plenty of sleep
 - Exercise
 - Eat well
 - Stay socially connected

Download the checklist: [Planning for In-Person Classes](#) 📄 [5 pages]


Alternate languages: [Spanish](#) 📄 | [Creole](#) 📄

Planning for virtual or at-home learning

Virtual learning may be a choice or part of a child's Individualized Education Program (IEP) or Section 504 Plan for some children and families, and it may be necessary if your child has certain underlying health conditions or is immunocompromised. In a hybrid model, learning may occur virtually during part of the week and occur in-person for the rest. Virtual or at-home learning may pose additional challenges with staying connected to peers, since students may have less frequent or no in-person interactions to each other. You may want to talk to school staff to learn more about what they are doing to support connection among students, interactive learning with feedback, building resilience, and social-emotional wellbeing for students who will not be onsite. In addition, if your child receives speech, occupational, or physical therapy or other related services from the school, ask your school how these services will continue during virtual at-home learning. Likewise, if your child receives mental health or behavioral services (e.g., social skills training, counseling), ask your school how these services will continue during virtual at-home learning.

Virtual or At-Home Learning Checklist (PDF version)

Interactive and downloadable PDF



Checklist with editable fields for making notes

- Download
- Edit and save
- Print

You can also see a non-PDF version of the checklist below.

[Planning for Virtual or At-Home Learning](#) 📄

Alternate languages: [Spanish](#) 🇪🇸 | [Creole](#) 🇸🇩

Virtual or At-Home Learning Checklist (web version)



Actions to take and points to consider

- Try to attend school activities and meetings. Schools may offer more of these virtually. These meetings can be a way to express any concerns you may have about the school's plans.
- Create a schedule with your child and make a commitment to stick with it. Structure and routine can greatly help your child from falling behind with assignments. Discuss your family's schedule and identify the best times for learning and instruction, as well as family-oriented physical activity, such as walks outside. A family calendar or other visuals could be useful for keeping track of deadlines and assignments.
- Try to find a space where you live that's free of distractions, noise, and clutter for learning and doing homework. This could be a quiet, well-lit place in your dining room or living room or a corner of your home that could fit a small table, if available.
- Identify opportunities for your child to connect with peers and be social—either virtually or in person, while maintaining physical distance.

Planning for virtual or at-home learning

Here are some things to look for when reviewing your school's plan for virtual or at-home learning. Some of these action items and points to consider might warrant additional conversations with your school administrators or healthcare provider.

Actions to take and points to consider

- Find out if there will be regular and consistent opportunities during each day for staff and student check-ins and peer-to-peer learning.
- Find out if students have regular opportunities for live video instruction by teachers or if they will primarily be watching pre-recorded videos and receive accompanying assignments.
- Ask if the school will offer virtual or socially distanced physical activity. If not, identify ways to add physical activity to your child's daily routine.
- Ask your school what steps they are taking to help students adjust to being back in school and to the ways that COVID-19 may have disrupted their daily life. Supports may include school counseling and psychological services, social-emotional learning (SEL)-focused programs, and peer/social support groups.
- If your child participates in school meal programs, identify how your school district plans to make meals available to students who are learning virtually at home.
- If your child has an Individualized Education Program (IEP) or 504 Plan or receives other learning support (e.g., tutoring), ask your school how these services will continue during virtual at-home learning.
- If your child receives speech, occupational or physical therapy or other related services from the school, ask your school how these services will continue during virtual at-home learning.
- If your child receives mental health or behavioral services (e.g., social skills training, counseling), ask your school how these services will continue during virtual at-home learning.
- If you anticipate having technological barriers to learning from home, ask if your school or community can provide support or assistance for students without appropriate electronic devices for schoolwork (like a computer/laptop or tablet).
- If your school offers a hybrid model, be familiar with your school's plan for how they will communicate with families when a positive case or exposure to someone with COVID-19 is identified and ensure student privacy is upheld.

Mental health and social-emotional wellbeing considerations

Since the school experience will be very different from before with desks far apart from each other, teachers maintaining physical distance, and the possibility of

from each other, teachers maintaining physical distance, and the possibility of staying in the classroom for lunch, it is unlike anything your child is used to. Before school is in session, you may want to talk to your child and explain that all these steps are being taken to keep everyone safe and healthy. The list below provides actions and considerations regarding your child's mental health and social-emotional wellbeing, as they transition to virtual or at-home learning.

CDC's [Stress and Coping During the COVID-19 Pandemic](#) provides some additional resources for you and your family.

Actions to take and points to consider


- Watch for and anticipate behavior changes in your child (e.g., excessive crying or irritation, excessive worry or sadness, unhealthy eating or sleeping habits, difficulty concentrating), which may be signs of your child struggling with [stress and anxiety](#).
- Talk with your child about how school is going and about interactions with classmates and teachers. Find out how your child is feeling and communicate that what they may be feeling is normal.
- Ask your school about any plans to reduce potential stigma related to having or being suspected of having COVID-19.
- Ask your school about any plans to support [school connectedness](#) to ensure that students do not become socially isolated during extended periods of virtual/at-home learning.
- Check if your school has any systems in place to identify and provide mental health services to students in need support. If so, identify the point of contact for these services at your school.
 - Name of school point person
 - Contact information
- Check if school has a plan to help students adjust to virtual/at-home learning and more broadly, to the ways COVID-19 may have disrupted their daily life. Supports may include school counseling and psychological services, social-emotional learning (SEL)-focused programs and curricula, and peer/social support groups.
- Identify opportunities for your child to be physically active during virtual/at-home learning.
- Check if your school will provide virtual/at-home training for students in mindfulness, incorporating SEL into classroom curriculum, or [stress and coping supports](#) for your child.
- You can be a role model for your child by practicing self-care:
 - Take breaks
 - Get plenty of sleep
 - Exercise
 - Eat well
 - Stay socially connected

Download the checklist: [Planning for Virtual or At-Home Learning](#)  [3 pages]

Alternate languages: [Spanish](#)  | [Creole](#) 

Resources to navigate stress and uncertainty





Below are governmental and non-governmental resources that can help parents, guardians, and caregivers navigate stress and uncertainty and to build resilience for you and your children heading into the school year.

- [CDC Stress and Coping During the COVID-19 Pandemic](#)
- [CDC Parent Portal](#)
- [CDC Children's Mental Health](#)
- [Bullying Prevention Resources](#) 
- [Children and Youth with Special Healthcare Needs in Emergencies](#)

Non-government resources

Exit notification/disclaimer policy

Links with this icon (external icon) indicate that you are leaving a CDC Web site. The link may lead to a non-federal site, but it provides additional information that is consistent with the intended purpose of a federal site. The Department of Health and Human Services (HHS) cannot attest to the accuracy of a non-federal site. Linking to a non-federal site does not constitute an endorsement by HHS or any of its employees of the sponsors or the information and products presented on the site. You will be subject to the destination site's privacy policy when you follow the link.

- [Collaborative for Academic, Social, and Emotional Learning Collaborative for Academic, Social, and Emotional Learning \(CASEL\) SEL Resources and Guidelines for Educators, Parents, and Caregivers](#) 
- [Kaiser Permanente Thriving Schools Resources for Schools and Families Impacted by COVID-19](#) 
- [Parent/Caregiver Guide to Helping Families Cope with the Coronavirus Disease 2019 \(The National Child Traumatic Stress Network\)](#) 
- [Resources for Helping Kids and Parents Cope Amidst COVID-19 \(American Academy of Child and Adolescent Psychiatry\)](#) 

Last Updated Dec. 11, 2020

Content source: [National Center for Immunization and Respiratory Diseases \(NCIRD\), Division of Viral Diseases](#)