

Coronavirus Disease 2019 (COVID-19)

CDC COVID Data Tracker

Maps, charts, and data provided by the CDC

- Case Trends ▾
- County View
- Laboratory ▾
- Community Impact ▾
- Unique Populations ▾
- COVID-19 Home

PCR Testing | National Commercial Lab Survey | 10-Site Commercial Lab Survey

United States Laboratory Testing

TOTAL TESTS REPORTED
205,642,602

TOTAL POSITIVE TESTS
16,643,423

TOTAL % POSITIVE
8.09%

National totals as of: Dec 07 2020

CDC | Updated: Dec 9 2020 12:19PM

- View:
- Tests Performed

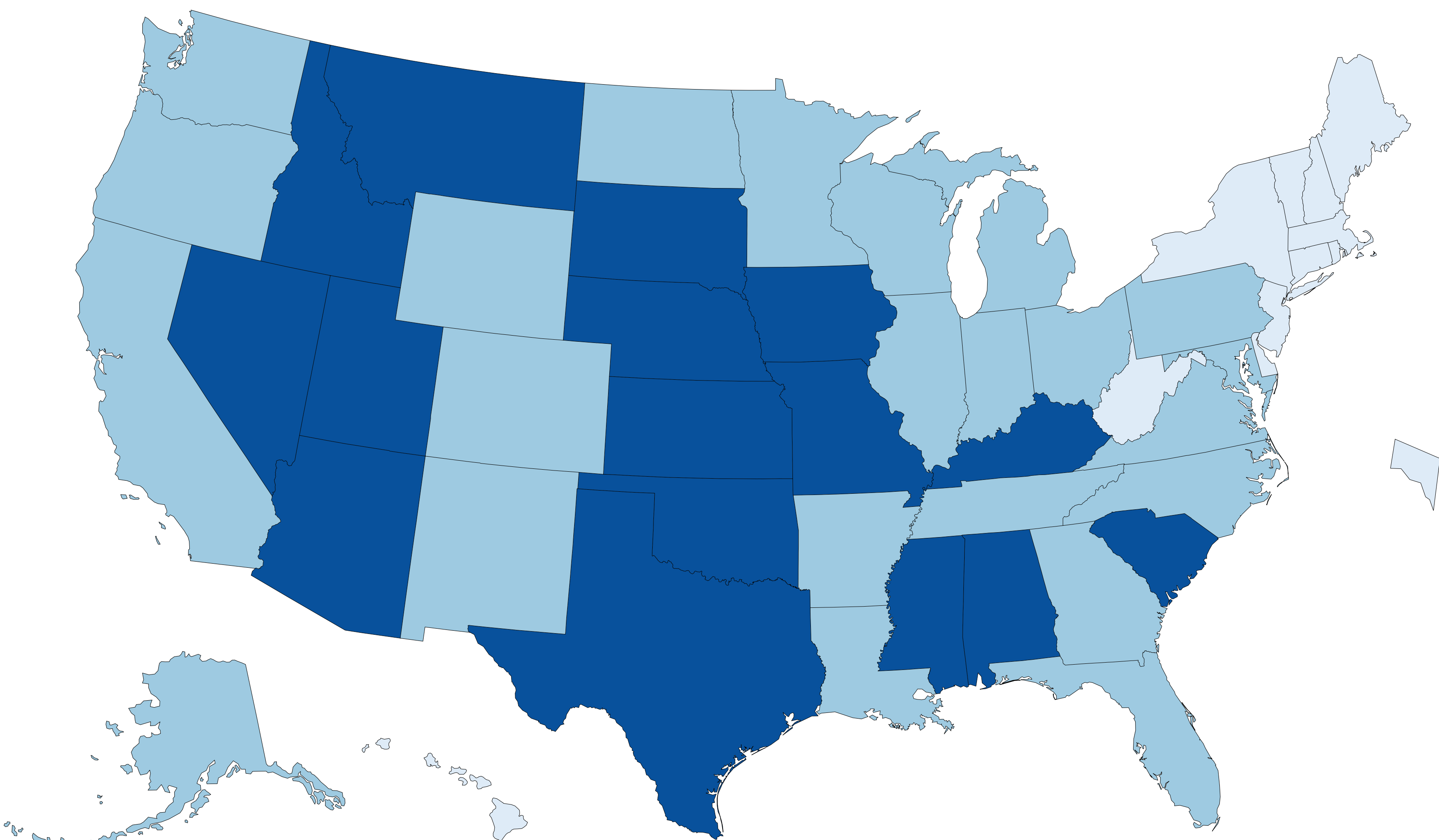
● Percent Positive

- Time period:
- Last 7 Days

○ Last 30 Days

● All Time

COVID-19 Viral (RT-PCR) Laboratory Test Cumulative Percent Positivity by State/Territory



Territories

- GU
- PR
- VI

Cumulative Percent Positivity

- 0-5%
- 6-10%
- 11-20%

Download Map

Data table for COVID-19 Viral (RT-PCR) Laboratory Test Cumulative Percent Positivity by State/Territory

CDC | Updated: Dec 9 2020 12:19PM

Download Data





State ↕	Cumulative Percent Positivity ↕	Cumulative Tests Performed ↕
Alabama	11-20%	2701352
Arizona	11-20%	3377241
Guam	11-20%	57467
Iowa	11-20%	2167523
Idaho	11-20%	833680
Kansas	11-20%	1432956
Kentucky	11-20%	2027653
Missouri	11-20%	1886992
Mississippi	11-20%	849393
Montana	11-20%	644176
Nebraska	11-20%	1205428
Nevada	11-20%	1823912
Oklahoma	11-20%	1003008
South Carolina	11-20%	2111742
South Dakota	11-20%	420938
Texas	11-20%	12427256
Utah	11-20%	2346842
Alaska	6-10%	1158072
Arkansas	6-10%	1670194
California	6-10%	21711731
Colorado	6-10%	3204368
Florida	6-10%	14717743
Georgia	6-10%	4376132
Illinois	6-10%	9613959
Indiana	6-10%	4673998
Louisiana	6-10%	3476907
Maryland	6-10%	4842028
Michigan	6-10%	7237945
Minnesota	6-10%	5519934
North Carolina	6-10%	5240997
North Dakota	6-10%	920295
New Mexico	6-10%	1251026
Ohio	6-10%	6323832
Oregon	6-10%	2335308
Pennsylvania	6-10%	6463523
Puerto Rico	6-10%	292350
Tennessee	6-10%	4195262
Virginia	6-10%	3688569
Washington	6-10%	2564772
Wisconsin	6-10%	5227937
Wyoming	6-10%	441673
Connecticut	0-5%	3691522
District of Columbia	0-5%	811153
Delaware	0-5%	909372
Hawaii	0-5%	676017
Massachusetts	0-5%	8730579
Maine	0-5%	625776
New Hampshire	0-5%	617552
New Jersey	0-5%	5851721
New York	0-5%	19229348
Rhode Island	0-5%	1463286
Virgin Islands	0-5%	25266
Vermont	0-5%	599805
West Virginia	0-5%	1285577

[View and Download](#) COVID-19 Case Surveillance Public Use Data

Disclaimer: The data represent viral COVID-19 laboratory test (reverse transcription polymerase chain reaction) results from laboratories in the United States, including commercial and reference laboratories, public health laboratories, hospital laboratories, and other testing locations. The data represent laboratory test totals—not individual people—and exclude antibody and antigen tests. The data are provisional and subject to change. National total test counts reflect data from the previous day and may not match the sum of the data presented for all jurisdictions. Data reported for each state and territory may be delayed several days in order to mitigate discrepancies in daily test counts due to variation in jurisdiction reporting. The data may also not include results from all testing sites within a jurisdiction (e.g., point-of-care test sites) and therefore reflect the majority, but not all, COVID-19 tests in the United States.

The data are reported to state and jurisdictional health departments in accordance with applicable state or local law and in accordance with the Coronavirus Aid, Relief, and Economic Security (CARES) Act (CARES Act Section 18115). The data for each state are derived from either data submitted directly by the state health department via COVID-19 electronic laboratory reporting (CELR), or a combination of commercial, public use, and in-house hospital laboratories. CELR data are used for states that either submit line-level data or submit aggregate counts that do not include antigen or antibody tests. The data are available for public use on [HealthData.Gov](#). [How CDC calculates percent positivity](#).

HAVE QUESTIONS?

-  Visit CDC-INFO
-  Call 800-232-4636
-  Email CDC-INFO
-  Open 24/7

CDC INFORMATION

- About CDC
- Jobs
- Funding
- Policies
- File Viewers & Players

Privacy

- FOIA
- No Fear Act
- OIG
- Nondiscrimination
- Accessibility

CONNECT WITH CDC

-     
-     