

Coronavirus Disease 2019 (COVID-19)

CDC COVID Data Tracker

Maps, charts, and data provided by the CDC

- Case Trends ▾

Laboratory ▾

Community Impact ▾

Unique Populations ▾

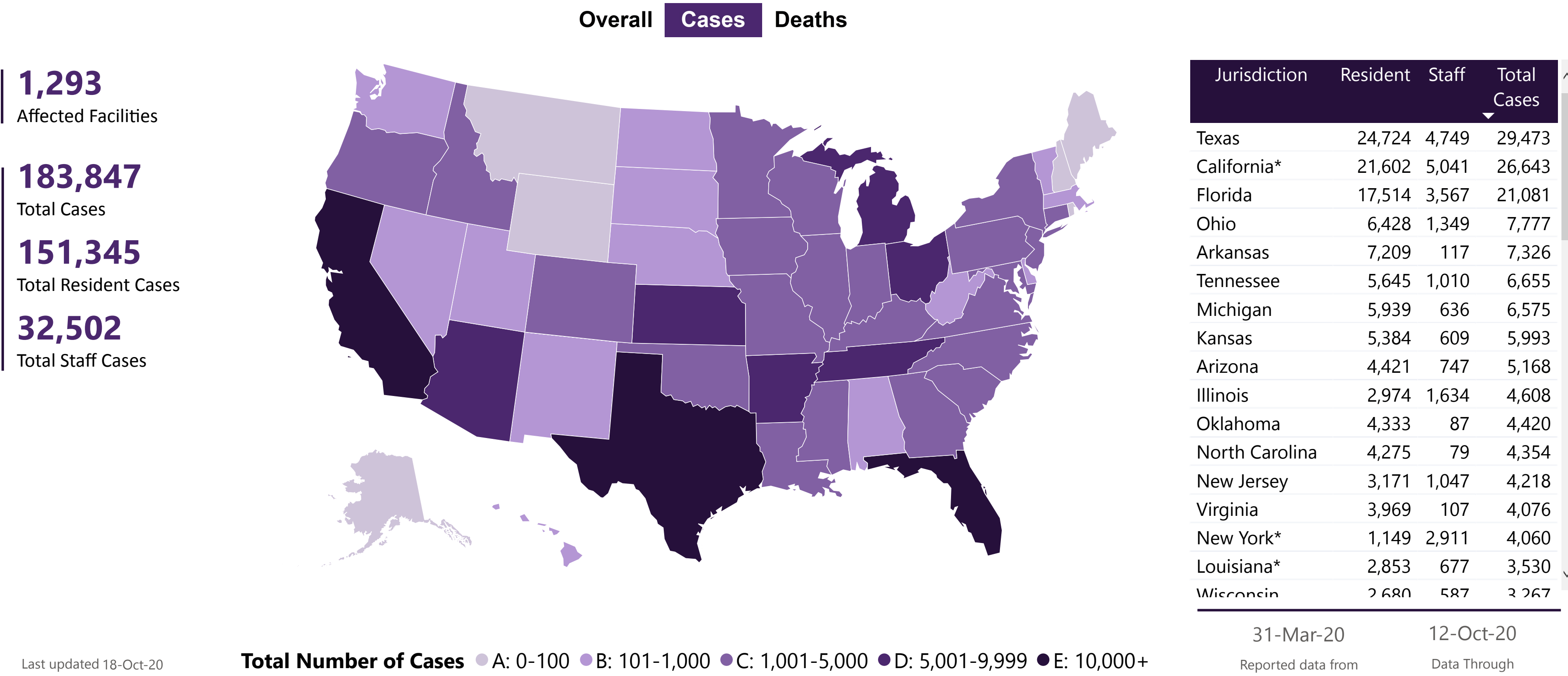
COVID-19 Home
- [Healthcare Personnel](#)

[Pandemic Vulnerability Index](#)

[Correctional Facilities](#)

[Underlying Medical Conditions](#)





Confirmed COVID-19 Cases in US Correctional and Detention Facilities By State



Cases are reported by state Department of Corrections and the Federal Bureau of Prisons at the facility-level unless indicated by *, which designates cumulative state-wide totals (county-wide for DC) from one or more facilities, not named, in addition to cases reported from any named facilities. Data contain cumulative confirmed COVID-19 counts in U.S. correctional and detention facilities, separately for staff and residents, starting from March 31, 2020. Data collected from the Department of Corrections websites are principally represented by prisons, with exception of a few states that include jails. Citation: UCLA Law COVID-19 Behind Bars Data Project, <https://law.ucla.edu/centers/criminal-justice/criminal-justice-program/related-programs/covid-19-behind-bars-data-project/>

[View and Download COVID-19 Case Surveillance Public Use Data](#)

HAVE QUESTIONS?

-  Visit CDC-INFO
-  Call 800-232-4636
-  Email CDC-INFO
-  Open 24/7

CDC INFORMATION

- About CDC
- Jobs
- Funding
- Policies
- File Viewers & Players

Privacy

- FOIA
- No Fear Act
- OIG
- Nondiscrimination
- Accessibility

CONNECT WITH CDC

- 
- 