



Coronavirus Disease 2019 (COVID-19)

CDC COVID Data Tracker

Maps, charts, and data provided by the CDC

Case Trends ▾

Laboratory ▾

Community Impact ▾

Unique Populations ▾

COVID-19 Home

Cases and Deaths by State

US and State Trends

Compare State Trends

Demographics

Trends by Population Factors

Cases and Deaths by County

Forecasting

Trends in ED Visits

Compare Trends in COVID-19 Cases and Deaths in States in the US Reported to CDC

USA

7,260,465

TOTAL CASES

+47,046 New Cases

CDC | Updated: Oct 2 2020 12:16PM

USA

207,302

TOTAL DEATHS

+900 New Deaths

CDC | Updated: Oct 2 2020 12:16PM



USA

2,194

Cases per 100,000 People

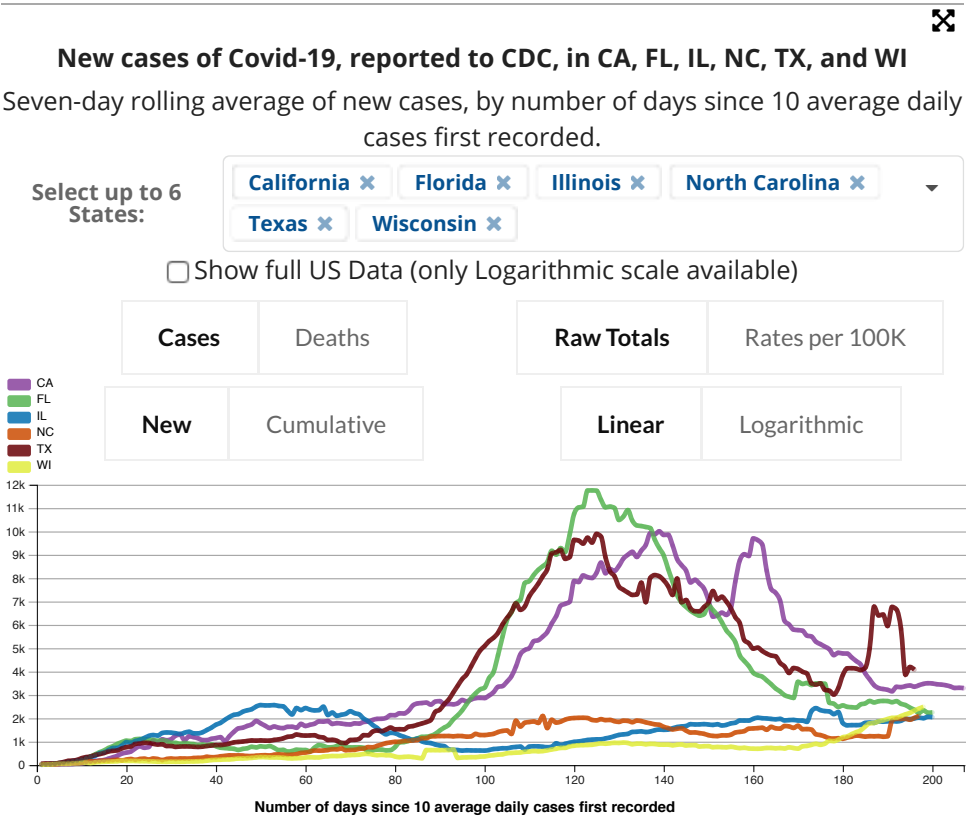
CDC | Updated: Oct 2 2020 12:16PM

Seven-day rolling average of new cases

Day	CA	FL	IL	NC	TX	WI
1	16	17	13	17	52	14
2	17	25	20	21	66	21

CDC | Updated: Oct 2 2020 12:16PM







for Disease Control and Prevention (CDC) since January 21, 2020, with the exception of persons repatriated to the United States from Wuhan, China, and Japan. Case and death data are charted from date of first case/death rather than calendar date. The numbers are confirmed and probable COVID-19 cases as reported by U.S. states and U.S. territories. When not available to CDC, this is annotated by N/A.

Rates are calculated using U.S. Census Bureau, 2018 American Community Survey 1-year estimates and are shown as cases/100,000 people. The chart shows total cases per state, new cases in the last 7 days per state, and the rate (cases/100,000) per state. The 7-day moving average of new cases (current day + 6 preceding days / 7) was calculated to smooth expected variations in daily counts.

Case numbers reported on other websites may differ from what is posted on CDC’s website because CDC’s overall case numbers are validated through a confirmation process with each jurisdiction. Differences between reporting jurisdictions and CDC’s website may occur due to the timing of reporting and website updates. The process used for finding and confirming cases displayed by other sites may differ. *Counts for New York City and New York state are shown separately; data for New York State show total cases and deaths for the State excluding data for NYC.

[View and Download COVID-19 Case Surveillance Public Use Data](#)

HAVE QUESTIONS?

-  Visit CDC-INFO
-  Call 800-232-4636
-  Email CDC-INFO
-  Open 24/7

CDC INFORMATION

- About CDC
- Jobs
- Funding
- Policies
- File Viewers & Players

- Privacy
- FOIA
- No Fear Act
- OIG
- Nondiscrimination
- Accessibility

CONNECT WITH CDC



[U.S. Department of Health & Human Services](#)

[USA.gov](#)

[CDC Website Exit Disclaimer](#) 