



Centers for Disease
Control and Prevention

View and Download COVID-19 Case Surveillance Public Use Data

Coronavirus Disease 2019 (COVID-19)

CDC COVID Data Tracker

Maps, charts, and data provided by the CDC

Case Trends ▼	Laboratory ▼	Community Impact ▼	Unique Populations ▼
	COVID-19 Home		
Healthcare Personnel	Pandemic Vulnerability Index		Correctional Facilities
Underlying Medical Conditions			

Confirmed COVID-19 Cases and Deaths in US Correctional and D

1,255

Affected Facilities

168,583

Total Cases

138,680

Total Resident Cases

29,903

Total Staff Cases

1,061

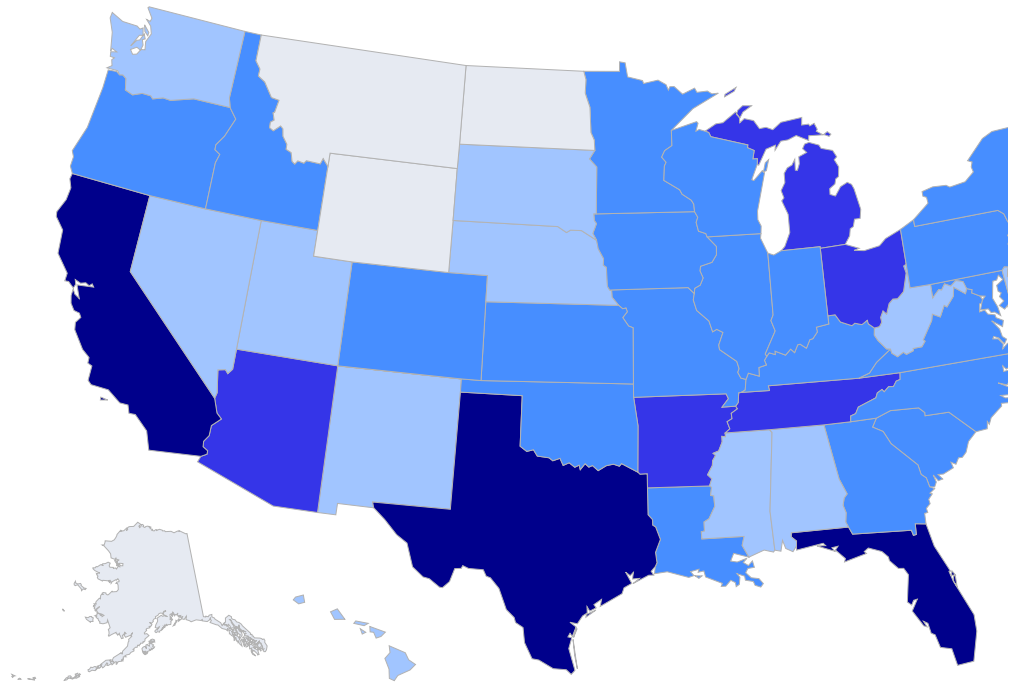
Total Deaths

1,007

Total Resident Deaths

54

Total Staff Deaths




Last updated 29-Sep-20

Total Number of Cases A: 0-100 B: 101-1,000 C: 1,001-5,000 D: 5,001-9,999 E


Cases and deaths are reported by state Department of Corrections and the Federal Bureau of Prisons at the facility-level unless indicated by *, which designates cumulative state-wide totals (county-reported from any named facilities). Data contain cumulative confirmed COVID-19 counts in U.S. correctional and detention facilities, separately for staff and residents, starting from March 31, 2020. by prisons, with exception of a few states that include jails. Citation: UCLA Law COVID-19 Behind Bars Data Project, <https://law.ucla.edu/centers/criminal-justice/criminal-justice-program/related-pr>

HAVE QUESTIONS?

 Visit CDC-INFO

 Call
800-232-4636

 Email CDC-INFO

 Open 24/7

CDC INFORMATION

About CDC

Jobs

Funding

Policies

File Viewers & Players

Privacy

FOIA

No Fear Act

OIG

Nondiscrimination

Accessibility

CONNECT WITH

CDC



U.S. Department of Health & Human Services

USA.gov

CDC Website Exit
Disclaimer 