



Coronavirus Disease 2019 (COVID-19)

CDC COVID Data Tracker

Maps, charts, and data provided by the CDC

- Case Trends ▾
- Laboratory ▾
- Community Impact ▾
- Unique Populations ▾
- COVID-19 Home

- Cases and Deaths by State
- US and State Trends
- Compare State Trends**
- Demographics
- Trends by Population Factors

Compare Trends in COVID-19 Cases and Deaths in States in the US Reported to CDC

USA
7,009,216
TOTAL CASES
 +50,584 New Cases
 CDC | Updated: Sep 26 2020 12:16PM

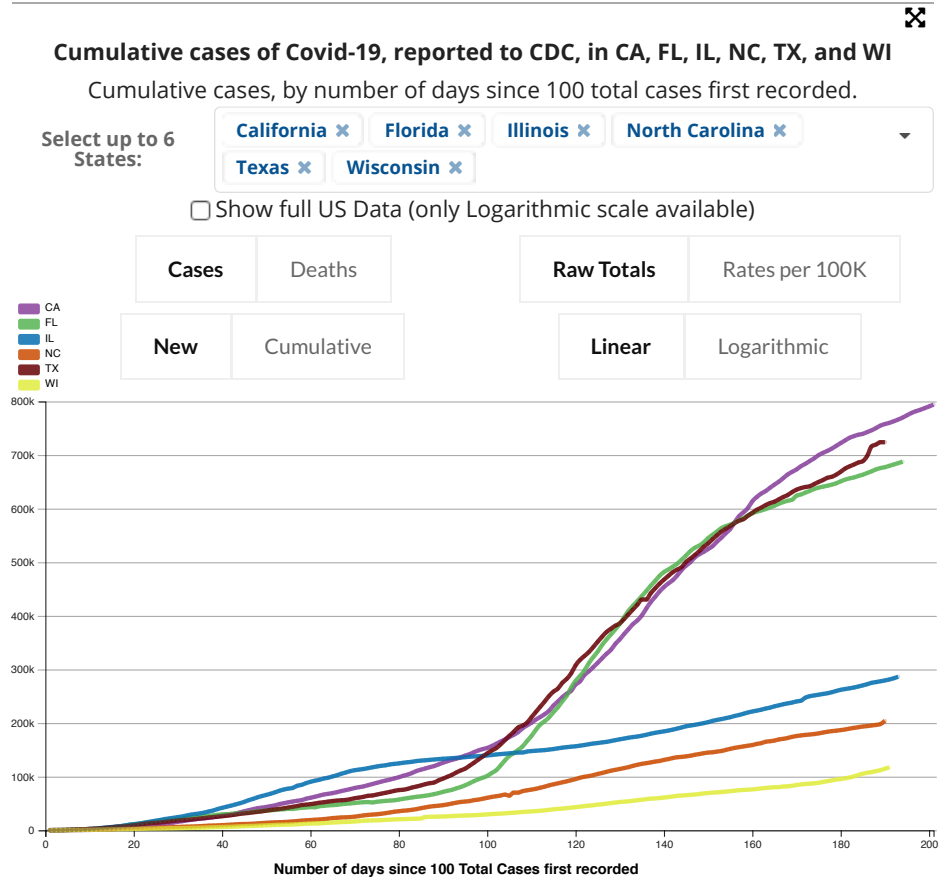
USA
203,180
TOTAL DEATHS
 +851 New Deaths
 CDC | Updated: Sep 26 2020 12:16PM

USA
2,118
Cases per 100,000 People
 CDC | Updated: Sep 26 2020 12:16PM

Cumulative cases ⬇️ ⌕

Day	CA	FL	IL	NC	TX	WI
1	135	142	160	164	401	155
2	152	195	288	227	507	206
3	175	299	422	255	507	281
4	224	393	585	398	507	381
5	264	510	753	504	715	416

CDC | Updated: Sep 26 2020 12:16PM



Data Sources, References & Notes: Total cases are based on aggregate counts of COVID-19 cases sent by state and territorial jurisdictions to the Centers for Disease Control and Prevention (CDC) since January 21, 2020, with the exception of persons repatriated to the United States from Wuhan, China, and Japan. Case and death data are charted from date of first case/death rather than calendar date. The numbers are confirmed and probable COVID-19 cases as reported by U.S. states and U.S. territories. When not





available to CDC, this is annotated by N/A.

Rates are calculated using U.S. Census Bureau, 2018 American Community Survey 1-year estimates and are shown as cases/100,000 people. The chart shows total cases per state, new cases in the last 7 days per state, and the rate (cases/100,000) per state. The 7-day moving average of new cases (current day + 6 preceding days / 7) was calculated to smooth expected variations in daily counts.

Case numbers reported on other websites may differ from what is posted on CDC's website because CDC's overall case numbers are validated through a confirmation process with each jurisdiction. Differences between reporting jurisdictions and CDC's website may occur due to the timing of reporting and website updates. The process used for finding and confirming cases displayed by other sites may differ. *Counts for New York City and New York state are shown separately; data for New York State show total cases and deaths for the State excluding data for NYC.

[View and Download COVID-19 Case Surveillance Public Use Data](#)

HAVE QUESTIONS?

-  [Visit CDC-INFO](#)
-  [Call 800-232-4636](#)
-  [Email CDC-INFO](#)
-  [Open 24/7](#)

CDC INFORMATION

- [About CDC](#)
- [Jobs](#)
- [Funding](#)
- [Policies](#)
- [File Viewers & Players](#)

Privacy

- [FOIA](#)
- [No Fear Act](#)
- [OIG](#)
- [Nondiscrimination](#)
- [Accessibility](#)

CONNECT WITH CDC



[U.S. Department of Health & Human Services](#)

[USA.gov](#)

[CDC Website Exit Disclaimer](#) 