



Coronavirus Disease 2019 (COVID-19)

CDC COVID Data Tracker

Maps, charts, and data provided by the CDC

Case Trends ▾

Laboratory ▾

Community Impact ▾

Unique Populations ▾

COVID-19 Home

PCR Testing

Serology Surveillance

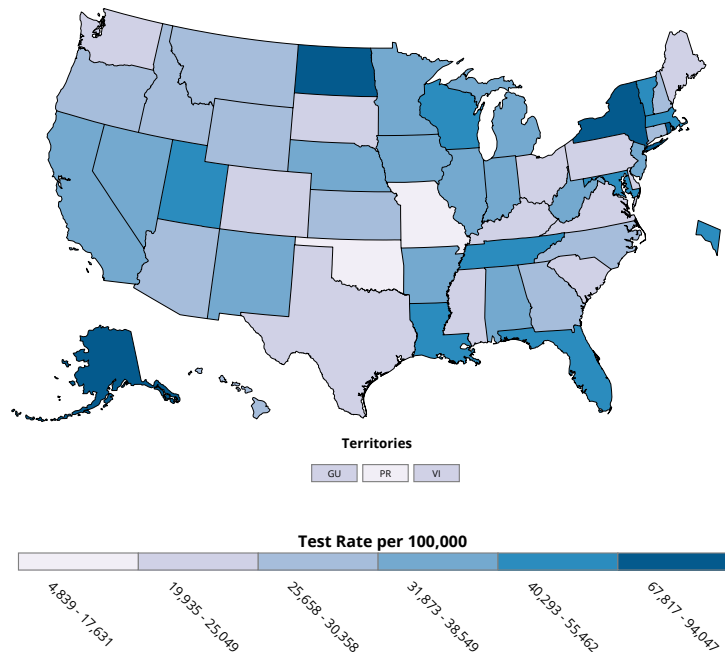
United States Laboratory Testing

USA
109,520,237
TESTS REPORTED
CDC | Updated: Sep 26 2020
12:16PM

USA
8,625,844
POSITIVE TESTS
CDC | Updated: Sep 26 2020
12:16PM

USA
8%
OVERALL % POSITIVE
CDC | Updated: Sep 26 2020
12:16PM

Tests Performed Percent Positive Tests per 100,000
COVID-19 Viral (RT-PCR) Laboratory Test Rate by State/Territory (tests per 100,000)



Download Map

COVID-19 Viral (RT-PCR) Test Rate by State/Territory

State ▾	Tests per 100K	% Positive
New York	94,047	0-5%
North Dakota	83,771	0-5%
Alaska	77,311	0-5%
Rhode Island	67,817	0-5%
District of Columbia	55,462	0-5%
Massachusetts	51,655	0-5%
Louisiana	48,490	6-10%
Maryland	45,040	6-10%
Florida	44,562	11-20%
Vermont	44,370	0-5%
Wisconsin	42,842	6-10%
Utah	41,131	6-10%
Tennessee	40,293	6-10%
Illinois	38,549	6-10%
Minnesota	38,413	6-10%
Michigan	37,231	0-5%
Iowa	37,021	6-10%
Indiana	36,163	6-10%
New Mexico	35,958	0-5%
California	35,480	6-10%

CDC | Updated: Sep 26 2020
12:16PM





Disclaimer: The data presented above represent viral COVID-19 laboratory test (reverse transcription polymerase chain reaction) results from laboratories in the United States, including commercial and reference laboratories, public health laboratories, hospital laboratories, and other testing locations. The data represent laboratory test

totals—not individual people—and exclude antibody and antigen tests. The data are provisional and subject to change. The data presented may not include counts for the most recent 3 days due to the time it takes to report testing information. The data may also not include results from all testing sites within a jurisdiction (e.g., point-of-care test sites) and therefore reflect the majority, but not all, COVID-19 tests in the United States. The data do not include COVID-19 antigen or antibody testing results.

The data are reported to state and jurisdictional health departments in accordance with applicable state or local law and in accordance with the Coronavirus Aid, Relief, and Economic Security (CARES) Act (CARES Act Section 18115). The data for each state are sourced from either data submitted directly by the state health department via COVID-19 electronic laboratory reporting (CELR), or a combination of commercial, public health, and in-house hospital laboratories. CELR data are used for states that either submit line-level data or submit aggregate counts that do not include antigen or antibody tests. The data are available for public use on [HealthData.Gov](#).

[View and Download COVID-19 Case Surveillance Public Use Data](#)

HAVE QUESTIONS?

-  Visit CDC-INFO
-  Call 800-232-4636
-  Email CDC-INFO
-  Open 24/7

CDC INFORMATION

- About CDC
- Jobs
- Funding
- Policies
- File Viewers & Players

- Privacy
- FOIA
- No Fear Act
- OIG
- Nondiscrimination
- Accessibility

CONNECT WITH CDC



U.S. Department of Health & Human Services

[USA.gov](#)

[CDC Website Exit Disclaimer](#) 