



Coronavirus Disease 2019 (COVID-19)

CDC COVID Data Tracker

Maps, charts, and data provided by the CDC

- Case Trends** ▾
- Laboratory ▾
- Community Impact ▾
- Unique Populations ▾
- COVID-19 Home



- Cases and Deaths by State
 - US and State Trends**
 - Compare State Trends
 - Demographics
 - Trends by Population Factors
- Cases and Deaths by County
 - Forecasting
 - Trends in ED Visits

Trends in Number of COVID-19 Cases in the US Reported to CDC, by State/Territory

USA
6,958,632
TOTAL CASES
+42,340 New Cases
 CDC | Updated: Sep 25
 2020 12:16PM

USA
202,329
TOTAL DEATHS
+918 New Deaths
 CDC | Updated: Sep 25
 2020 12:16PM

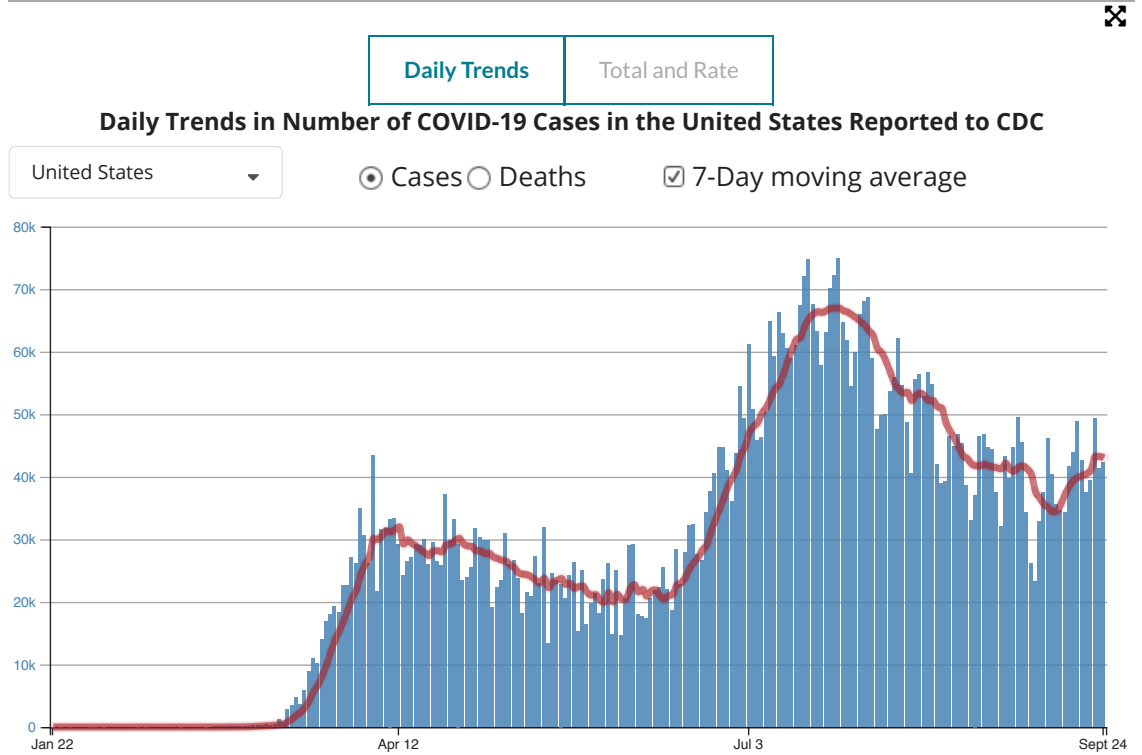
USA
2,103
Cases per
100,000 People
 CDC | Updated: Sep 25
 2020 12:16PM

Case Daily
Trends -  
United States

Date	New Cases	7-Day Moving Avg
◄	◆	Avg ◆

CDC | Updated: Sep 25
 2020 12:16PM


[View Historic Case and Death Data](#)




Data Sources, References & Notes: Total cases are based on aggregate counts of COVID-19 cases reported by state and territorial jurisdictions to the Centers for Disease Control and Prevention (CDC) since January 21, 2020, with the exception of persons repatriated to the United States from Wuhan, China, and Japan. The numbers are confirmed and probable COVID-19 cases as reported by U.S. states, U.S. territories, New York City, and the District of Columbia from the previous day. *Counts for New York City and New York state are shown separately; data for New York State show total cases and deaths for the State excluding data for NYC. When not available to CDC this is annotated by N/A. Rates are calculated using U.S. Census Bureau, 2018 American Community Survey 1-year estimates and are shown as cases/100,000 people. The map shows total cases per state, new cases in the last 7 days per state, and the rate (cases/100,000) per state. The 7-day moving average of new cases (current day + 6 preceding days / 7) was calculated to smooth expected variations in daily counts. Demographic data for deaths is based on a subset of cases where case-level data is available. Case numbers reported on other websites may differ from what is posted on CDC's website because CDC's overall case numbers are validated through a confirmation process with each jurisdiction. Differences between reporting jurisdictions and CDC's website may occur due to the timing of reporting and website updates. The process used for finding and confirming cases displayed by other sites may differ.

HAVE QUESTIONS?

 Visit CDC-INFO

 Call 800-232-4636

 Email CDC-INFO

 Open 24/7

CDC INFORMATION

About CDC

Jobs

Funding

Policies

File Viewers & Players

Privacy

FOIA

No Fear Act

OIG

Nondiscrimination

Accessibility

CONNECT WITH CDC



[U.S. Department of Health & Human Services](#)

[USA.gov](#)

[CDC Website Exit Disclaimer](#) 