



Coronavirus Disease 2019 (COVID-19)

CDC COVID Data Tracker

Maps, charts, and data provided by the CDC

- Case Trends ▾
- Laboratory ▾**
- Community Impact ▾
- Unique Populations ▾
- COVID-19 Home

- PCR Testing**
- Serology Surveillance

United States Laboratory Testing

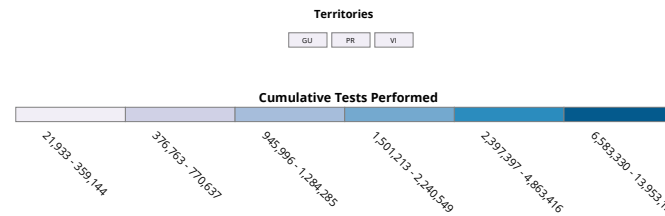
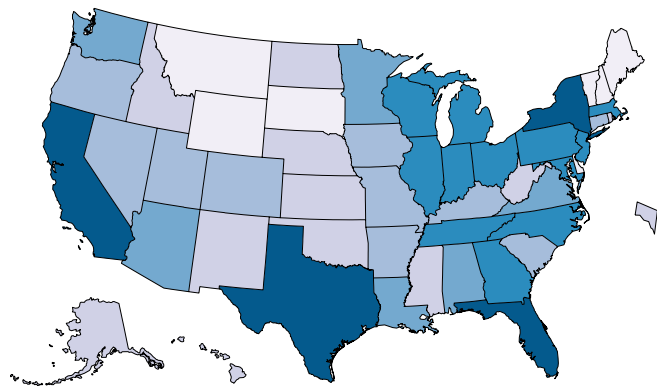
USA
108,609,659
TESTS REPORTED
 CDC | Updated: Sep 25 2020
 12:16PM

USA
8,586,954
POSITIVE TESTS
 CDC | Updated: Sep 25 2020
 12:16PM

USA
8%
OVERALL % POSITIVE
 CDC | Updated: Sep 25 2020
 12:16PM

Tests Performed	Percent Positive	Tests per 100,000
-----------------	------------------	-------------------

COVID-19 Viral (RT-PCR) Laboratory Tests Performed by State/Territory



[Download Map](#)

COVID-19 Viral (RT-PCR) Tests Performed by State/Territory

State	# Tests Performed	% Positive
California	13,953,125	6-10%
New York	10,386,512	0-5%
Florida	9,425,974	11-20%
Texas	6,583,330	11-20%
Illinois	4,863,416	6-10%
Michigan	3,686,033	0-5%
Massachusetts	3,480,431	0-5%
Pennsylvania	3,135,414	6-10%
New Jersey	2,933,909	0-5%
Ohio	2,898,316	0-5%
North Carolina	2,740,219	6-10%
Tennessee	2,727,907	6-10%
Maryland	2,721,695	6-10%
Georgia	2,692,488	6-10%
Wisconsin	2,457,493	6-10%
Indiana	2,397,397	6-10%
Louisiana	2,240,549	6-10%
Minnesota	2,144,178	6-10%
Virginia	2,065,821	11-20%

CDC | Updated: Sep 25 2020
 12:16PM





Disclaimer: The data presented above represent viral COVID-19 laboratory test (reverse transcription polymerase chain reaction) results from laboratories in the United States, including commercial and reference laboratories, public health laboratories, hospital laboratories, and other testing locations. The data represent

laboratory test totals—not individual people—and exclude antibody and antigen tests. The data are provisional and subject to change. The data presented may not include counts for the most recent 3 days due to the time it takes to report testing information. The data may also not include results from all testing sites within a jurisdiction (e.g., point-of-care test sites) and therefore reflect the majority, but not all, COVID-19 tests in the United States. The data do not include COVID-19 antigen or antibody testing results.

The data are reported to state and jurisdictional health departments in accordance with applicable state or local law and in accordance with the Coronavirus Aid, Relief, and Economic Security (CARES) Act (CARES Act Section 18115). The data for each state are sourced from either data submitted directly by the state health department via COVID-19 electronic laboratory reporting (CELR), or a combination of commercial, public health, and in-house hospital laboratories. CELR data are used for states that either submit line-level data or submit aggregate counts that do not include antigen or antibody tests. The data are available for public use on [HealthData.Gov](https://healthdata.gov).

[View and Download COVID-19 Case Surveillance Public Use Data](#)

HAVE QUESTIONS?

-  Visit CDC-INFO
-  Call 800-232-4636
-  Email CDC-INFO
-  Open 24/7

CDC INFORMATION

- About CDC
- Jobs
- Funding
- Policies
- File Viewers & Players

- Privacy
- FOIA
- No Fear Act
- OIG
- Nondiscrimination
- Accessibility

CONNECT WITH CDC



[U.S. Department of Health & Human Services](#)

[USA.gov](#)

[CDC Website Exit Disclaimer](#) 