



Coronavirus Disease 2019 (COVID-19)

CDC COVID Data Tracker

Maps, charts, and data provided by the CDC

- Case Trends ▾
- Laboratory ▾**
- Community Impact ▾
- Unique Populations ▾
- COVID-19 Home

- PCR Testing**
- Serology Surveillance

United States Laboratory Testing

USA

102,240,850
TESTS REPORTED

CDC | Updated: Sep 19 2020
12:46PM

USA

8,267,183
POSITIVE TESTS

CDC | Updated: Sep 19 2020
12:46PM


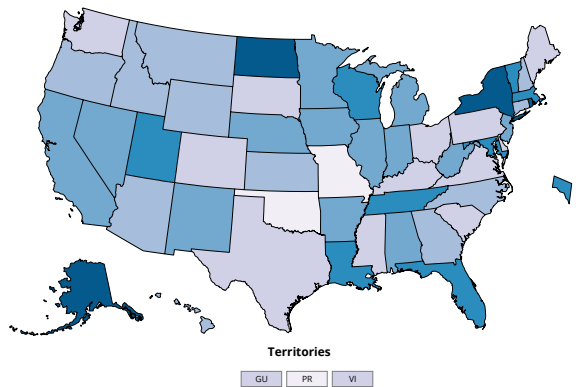
USA

8%
OVERALL % POSITIVE

CDC | Updated: Sep 19 2020
12:46PM

Tests Performed	Percent Positive	Tests per 100,000
-----------------	------------------	-------------------

COVID-19 Viral (RT-PCR) Laboratory Test Rate by State/Territory (tests per 100,000)



COVID-19 Viral (RT-PCR) Test Rate by State/Territory

State	Tests per 100K	% Positive
California	33,311	6-10%
New York	88,551	6-10%
Florida	42,546	11-20%
Texas	20,788	11-20%
Illinois	35,936	6-10%
Michigan	34,918	0-5%
Massachusetts	44,278	0-5%
Pennsylvania	23,168	6-10%
New Jersey	31,141	0-5%
Ohio	22,937	6-10%
North Carolina	24,896	6-10%
Tennessee	37,953	6-10%
Georgia	24,421	6-10%
Alabama	11,022	6-10%





CDC | Updated: Sep 19 2020
12:46PM

Disclaimer: The data presented above represent viral COVID-19 laboratory test (reverse transcription polymerase chain reaction) results from laboratories in the United States, including commercial and reference laboratories, public health laboratories, hospital laboratories, and other testing locations. The data represent laboratory test totals—not individual people—and exclude antibody and antigen tests. The data are provisional and subject to change. The data presented may not include counts for the most recent 3 days due to the time it takes to report testing information. The data may also not include results from all testing sites within a jurisdiction (e.g., point-of-care test sites) and therefore reflect the majority, but not all, COVID-19 tests in the United States. The data do not include COVID-19 antigen or antibody testing results.

The data are reported to state and jurisdictional health departments in accordance with applicable state or local law and in accordance with the Coronavirus Aid, Relief, and Economic Security (CARES) Act (CARES Act Section 18115). The data for each state are sourced from either data submitted directly by the state health department via COVID-19 electronic laboratory reporting (CELR), or a combination of commercial, public health, and in-house hospital laboratories. CELR data are used for states that either submit line-level data or submit aggregate counts that do not include antigen or antibody tests. The data are available for public use on [HealthData.Gov](https://www.healthdata.gov).

[View and Download COVID-19 Case Surveillance Public Use Data](#)

HAVE QUESTIONS?

-  [Visit CDC-INFO](#)
-  [Call 800-232-4636](#)
-  [Email CDC-INFO](#)
-  [Open 24/7](#)

CDC INFORMATION

- [About CDC](#)
- [Jobs](#)
- [Funding](#)
- [Policies](#)
- [File Viewers & Players](#)

[Privacy](#)

[FOIA](#)


[No Fear Act](#)

[OIG](#)

[Nondiscrimination](#)

[Accessibility](#)

CONNECT WITH CDC



U.S. Department of Health & Human Services

[USA.gov](#)

[CDC Website Exit Disclaimer](#) 