



Coronavirus Disease 2019 (COVID-19)

CDC COVID Data Tracker

Maps, charts, and data provided by the CDC

- Case Trends** ▾
- Laboratory ▾
- Community Impact ▾
- Unique Populations ▾
- COVID-19 Home

- Cases and Deaths by State**
- Trends
- Compare Trends
- Demographics
- Cases and Deaths by County
- Forecasting
- Trends in ED Visits

United States COVID-19 Cases and Deaths by State

Reported to the CDC since January 21, 2020

USA

6,613,331

TOTAL CASES

+41,464 Cases since yesterday

CDC | Updated: Sep 17
2020 12:17PM

Total Cases	Cases in Last 7 Days	Cases per 100,000	Total Deaths	Deaths per 100,000

US COVID-19 Cases Reported to the CDC in the Last 7 Days, by State/Territory

USA

196,277

TOTAL DEATHS

+1,224 Deaths since yesterday

CDC | Updated: Sep 17
2020 12:17PM



USA

269,769
Cases in Last 7
Days

CDC | Updated: Sep 17
2020 12:17PM

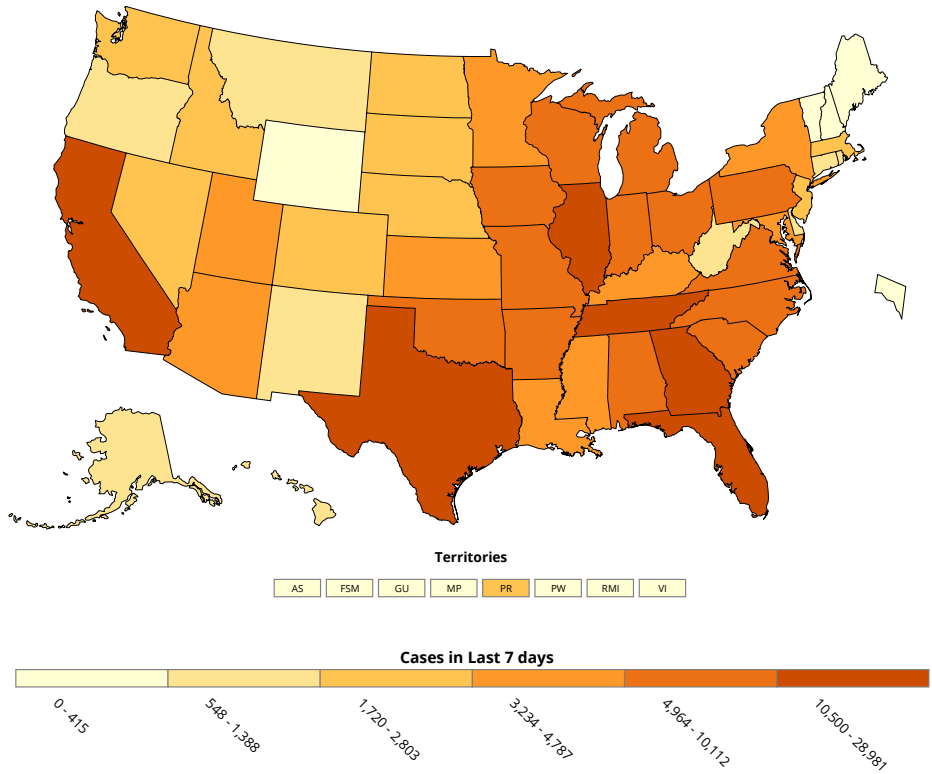
Cases in Last 7
Days by
State/Territory



Cases in
State/Territory Last 7
Days





CDC | Updated: Sep 17
2020 12:17PM

[View Historic Case
and Death Data](#)



Data Sources, References & Notes: Total cases are based on aggregate counts of COVID-19 cases reported by state and territorial jurisdictions to the Centers for Disease Control and Prevention (CDC) since January 21, 2020, with the exception of persons repatriated to the United States from Wuhan, China, and Japan. The numbers are confirmed and probable COVID-19 cases as reported by U.S. states, U.S. territories, New York City, and the District of Columbia from the previous day. *Counts for New York City and New York state are shown separately; data for New York State show total cases and deaths for the State excluding data for NYC. When not available to CDC this is annotated by N/A. Rates are calculated using U.S. Census Bureau, 2018 American Community Survey 1-year estimates and are shown as cases/100,000 people. The map shows total cases per state, new cases in the last 7 days per state, and the rate (cases/100,000) per state. The 7-day moving average of new cases (current day + 6 preceding days / 7) was calculated to smooth expected variations in daily counts. Demographic data for deaths is based on a subset of cases where case-level data is available. Case numbers reported on other websites may differ from what is posted on CDC's website because CDC's overall case numbers are validated through a confirmation process with each jurisdiction. Differences between reporting jurisdictions and CDC's website may occur due to the timing of reporting and website updates. The process used for finding and confirming cases displayed by other sites may differ.

HAVE QUESTIONS?

-  Visit CDC-INFO
-  Call 800-232-4636
-  Email CDC-INFO
-  Open 24/7











CDC INFORMATION

- About CDC
- Jobs
- Funding
- Policies
- File Viewers & Players

Privacy

- FOIA
- No Fear Act
- OIG
- Nondiscrimination
- Accessibility

CONNECT WITH CDC

-    
- 
-    
- 

U.S. Department of Health & Human Services

USA.gov

CDC Website Exit

Disclaimer 