



Centers for Disease Control and Prevention

CDC 24/7: Saving Lives, Protecting People™

Search 🔍 ⚙️

Coronavirus Disease 2019 (COVID-19)

CDC COVID Data Tracker

Maps, charts, and data provided by the CDC

Case Trends ▼

Laboratory ▼

Community Impact ▼

Unique Populations ▼

COVID-19 Home

Cases and Deaths by State

Trends

Compare Trends

Demographics

Cases and Deaths by County

Forecasting

Trends in ED Visits

Demographic Trends of COVID-19 cases and deaths in the US reported to CDC

CDC is working with states to provide more information on race/ethnicity for reported cases. The percent of reported cases that include race/ethnicity data is increasing.

These data only represent the geographic areas that contributed data on race/ethnicity. Every geographic area has a different racial and ethnic composition. These data are not generalizable to the entire U.S. population.

If cases were distributed equally across racial and ethnic populations, one would expect to see more cases in those populations that are more highly represented in geographic areas that contributed data.

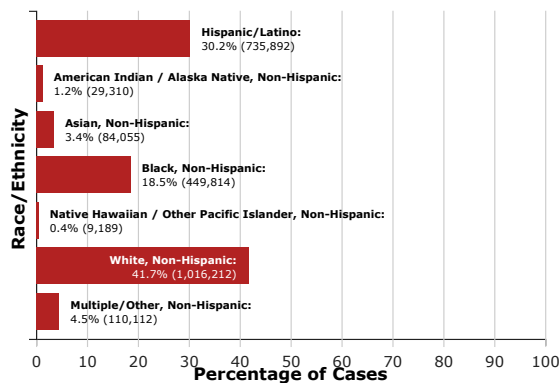
Percentages displayed in the charts below represent the percent of cases or deaths for which the demographic variable of interest is known.

Cases by Race/Ethnicity:



Data from 4,880,315 cases.
Race/Ethnicity was
available for 2,434,584
(50%) cases.

All Age Groups

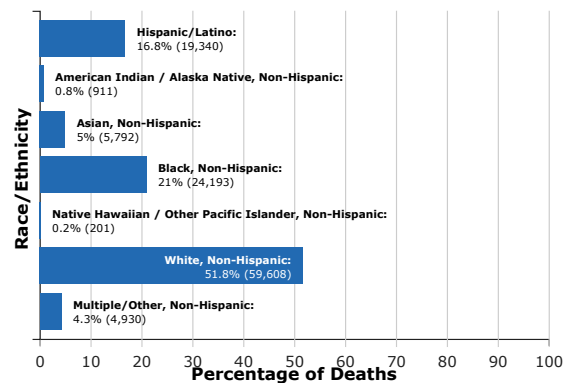


Deaths by Race/Ethnicity:



Data from 140,051 deaths.
Race/Ethnicity was
available for 114,975 (82%)
deaths.

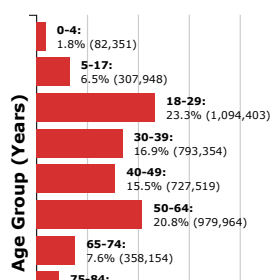
All Age Groups



Cases by Age Group:



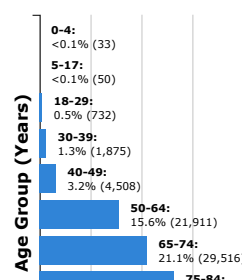
Data from 4,880,315 cases.
Age group was available for
4,704,540 (96%) cases.

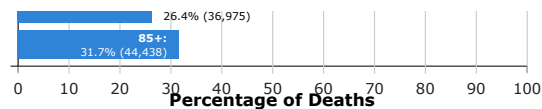
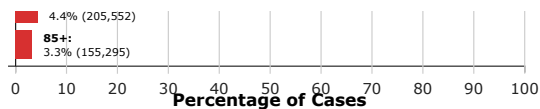


Deaths by Age Group:



Data from 140,051 deaths.
Age group was available for
140,038 (99%) deaths.



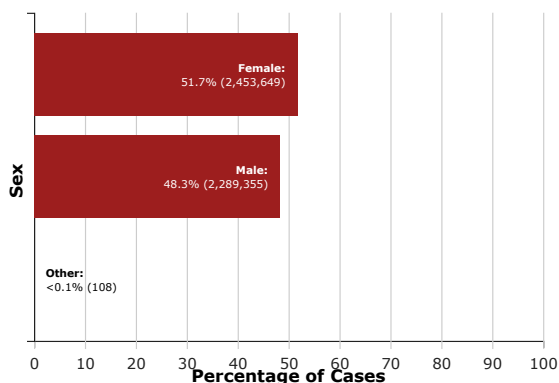


Cases by Sex:



Data from 4,880,315 cases.
Sex was available for
4,743,112 (97%) cases.

All Age Groups

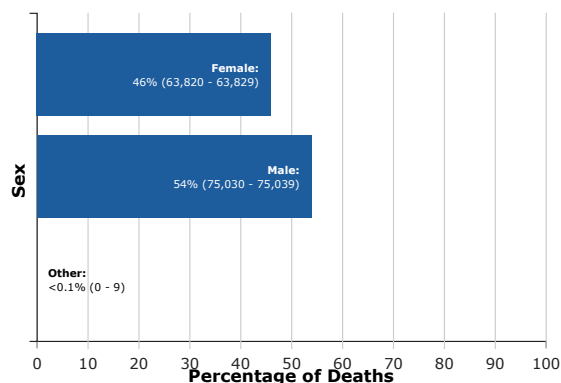


Deaths by Sex:



Data from 140,051 deaths.
Sex was available for
138,861 (99%) deaths.





All Age Groups



Data Sources, References & Notes: Data are based on COVID-19 case-level data reported by state and territorial jurisdictions to the Centers for Disease Control and Prevention (CDC). The numbers are confirmed and probable COVID-19 cases as reported by U.S. states, U.S. territories, New York City, and the District of Columbia from the previous day. Case numbers reported on other websites may differ from what is posted on CDC's website due to delays in reporting to CDC. The process used for finding and confirming cases displayed by other sites may differ.

[View and Download COVID-19 Case Surveillance Public Use Data](#)

HAVE QUESTIONS?











-  Visit CDC-INFO
-  Call 800-232-4636
-  Email CDC-INFO
-  Open 24/7

CDC INFORMATION

- About CDC
- Jobs
- Funding
- Policies
- File Viewers & Players

- Privacy
- FOIA
- No Fear Act
- OIG
- Nondiscrimination
- Accessibility

CONNECT WITH CDC

-    
- 
-    
- 

U.S. Department of Health & Human Services

USA.gov

CDC Website Exit
Disclaimer 