

Coronavirus Disease 2019 (COVID-19)

MENU >



What to Do If You Are Sick

Updated Sept. 11, 2020

[Print](#)

If you have a fever, cough or [other symptoms](#), you might have COVID-19. Most people have mild illness and are able to recover at home. If you think you may have been exposed to COVID-19, contact your healthcare provider.

- Keep track of your symptoms.
- **If you have an emergency warning sign (including trouble breathing),** get emergency medical care immediately.

Coronavirus Self-Checker



Coronavirus Self-Checker is a tool to help you make decisions on when to seek testing and appropriate medical care.

[Get the Tool](#)

Steps to help prevent the spread of COVID-19 if you are sick

If you are sick with COVID-19 or think you might have COVID-19, follow the steps below to care for yourself and to help protect other people in your home and community.



Stay home except to get medical care

- **Stay home.** Most people with COVID-19 have mild illness and can recover at home without medical care. Do not leave your home, except to get medical care. Do not visit public areas.
- **Take care of yourself.** Get rest and stay hydrated. Take over-the-counter medicines, such as acetaminophen, to help you feel better.
- **Stay in touch with your doctor.** Call before you get medical care. Be sure to get care if you have trouble breathing, or have any other [emergency warning signs](#), or if you think it is an [emergency](#).
- **Avoid public transportation**, ride-sharing, or taxis.



Separate yourself from other people

As much as possible, stay in a specific room and away from other people and pets in your home. If possible, you should use a separate bathroom. If you need to be around other people or animals in or outside of the home, wear a mask.

- Additional guidance is available for those living in [close quarters](#) and [shared housing](#).
- See [COVID-19 and Animals](#) if you have questions about pets.



Monitor your symptoms

- **Symptoms** of COVID-19 include fever, cough, or other symptoms.
- **Follow care instructions from your healthcare provider and local health department.** Your local health authorities may give instructions on checking your symptoms and reporting information.

When to seek emergency medical attention

Look for **emergency warning signs*** for COVID-19. If someone is showing any of these signs, **seek emergency medical care immediately:**

- Trouble breathing
- Persistent pain or pressure in the chest
- New confusion
- Inability to wake or stay awake
- Bluish lips or face

*This list is not all possible symptoms. Please call your medical provider for any other symptoms that are severe or concerning to you.

Call 911 or call ahead to your local emergency facility: Notify the operator that you are seeking care for someone who has or may have COVID-19.



Call ahead before visiting your doctor

- **Call ahead.** Many medical visits for routine care are being postponed or done by phone or telemedicine.
- **If you have a medical appointment that cannot be postponed, call your doctor's office,** and tell them you have or may have COVID-19. This will help the office protect themselves and other patients.



If you are sick, wear a mask over your nose and mouth

- **You should wear a [mask over your nose and mouth](#)** if you must be around other people or animals, including pets (even at home).
- You don't need to wear the mask if you are alone. If you can't put on a mask (because of trouble breathing, for example), cover your coughs and sneezes in some other way. Try to stay at least 6 feet away from other people. This will help protect the people around you.
- Masks should not be placed on young children under age 2 years, anyone who has trouble breathing, or anyone who is not able to remove the mask without help.

Note: During the COVID-19 pandemic, medical grade facemasks are reserved for healthcare workers and some first responders.



Cover your coughs and sneezes

- **Cover your mouth and nose** with a tissue when you cough or sneeze.
- **Throw away used tissues** in a lined trash can.
- **Immediately wash your hands** with soap and water for at least 20 seconds. If soap and water are not available, clean your hands with an alcohol-based hand sanitizer that contains at least 60% alcohol.



Clean your hands often

- **Wash your hands** often with soap and water for at least 20 seconds. This is especially important after blowing your nose, coughing, or sneezing; going to the bathroom; and before eating or preparing food.
- **Use hand sanitizer** if soap and water are not available. Use an alcohol-based hand sanitizer with at least 60% alcohol, covering all surfaces of your hands and rubbing them together until they feel dry.
- **Soap and water** are the best option, especially if hands are visibly dirty.
- **Avoid touching** your eyes, nose, and mouth with unwashed hands.
- [Handwashing Tips](#)



Avoid sharing personal household items


- **Do not share** dishes, drinking glasses, cups, eating utensils, towels, or bedding with other people in your home.
- **Wash these items thoroughly after using them** with soap and water or put in the dishwasher.



Clean all “high-touch” surfaces everyday

- **Clean and disinfect** high-touch surfaces in your “sick room” and bathroom; wear disposable gloves. Let someone else clean and disinfect surfaces in common areas, but you should clean your bedroom and bathroom, if possible.
- **If a caregiver or other person needs to clean and disinfect** a sick person’s bedroom or bathroom, they should do so on an as-needed basis. The caregiver/other person should wear a mask and disposable gloves prior to cleaning. They should wait as long as possible after the person who is sick has used the bathroom before coming in to clean and use the bathroom.

High-touch surfaces include phones, remote controls, counters, tabletops, doorknobs, bathroom fixtures, toilets, keyboards, tablets, and bedside tables.

- **Clean and disinfect areas that may have blood, stool, or body fluids on them.**
- **Use household cleaners and disinfectants.** Clean the area or item with soap and water or another detergent if it is dirty. Then, use a household disinfectant.
 - Be sure to follow the instructions on the label to ensure safe and effective use of the product. Many products recommend keeping the surface wet for several minutes to ensure germs are killed. Many also recommend precautions such as wearing gloves and making sure you have good ventilation during use of the product.
 - Most EPA-registered household disinfectants should be effective. A full list of disinfectants can be found [here](#) .
 - [Complete Disinfection Guidance](#)



When you can be around others after being sick with COVID-19

Deciding when you can be around others is different for different situations. Find out when you can [safely end home isolation](#).



Is it COVID-19 or Flu?

Some of the symptoms of flu and COVID-19 are similar, making it hard to tell the difference between them based on symptoms alone. Diagnostic testing can help determine if you are sick with the flu or COVID-19.

[The Difference and Similarities between Flu and COVID-19](#)

For any additional questions about your care, contact your healthcare provider or state or local health department.

Print Resources

10 things you can do to manage your COVID-19 symptoms at home






If you have possible or confirmed COVID-19:

- 1. Stay home** from work and school. And stay away from other public places. If you must go out, avoid using any kind of public transportation, ride-sharing, or taxis.
- 2. Monitor your symptoms** carefully. If your symptoms get worse, call your healthcare provider immediately.
- 3. Get rest and stay hydrated.**
- 4. If you have a medical appointment, call the healthcare provider** ahead of time and tell them that you have or may have COVID-19.
- 5. For medical emergencies, call 911 and notify the dispatch personnel** that you have or may have COVID-19.
- 6. Cover your cough and sneeze.**
- 7. Wash your hands often** with soap and water for at least 20 seconds or clean your hands with an alcohol-based hand sanitizer that contains at least 60% alcohol.
- 8. As much as possible, stay in a specific room and away from other people** in your home. Also, you should use a separate bathroom, if available. If you need to be around other people in or outside of the home, wear a facemask.
- 9. Avoid sharing personal items** with other people in your household like dishes, towels, and bedding.
- 10. Clean all surfaces** that are touched often, like counters, tables, and doorknobs. Use household cleaning spray or wipes according to the label instructions.



Caring for yourself at home: 10 things to manage your health

What you can do if you have possible or confirmed COVID-19:

- [English](#)  [1 page]
- [Spanish](#) 
- [Chinese](#) 
- [Vietnamese](#) 
- [Korean](#) 

More information

[Travelers](#)

[Households](#)

[People Who Need Extra Precautions](#)

[People Who Are Sick](#)

[Caregivers](#)

[Schools](#)

[Businesses](#)

[Healthcare Professionals](#)

[Health Departments](#)

[Laboratories](#)

[ASL Video Series: Use the Coronavirus Self Checker](#)