



## Coronavirus Disease 2019 (COVID-19)

---

# CDC COVID Data Tracker

Maps, charts, and data provided by the CDC

Case Trends ▼

**Laboratory** ▼

Community Impact ▼

Unique Populations ▼

COVID-19 Home

**Testing**

Serology Surveillance

## United States Laboratory Testing

USA

93,431,083  
TESTS REPORTED

CDC | Updated: Sep 9 2020  
1:16PM

USA

7,818,754  
POSITIVE TESTS

CDC | Updated: Sep 9 2020  
1:16PM

USA

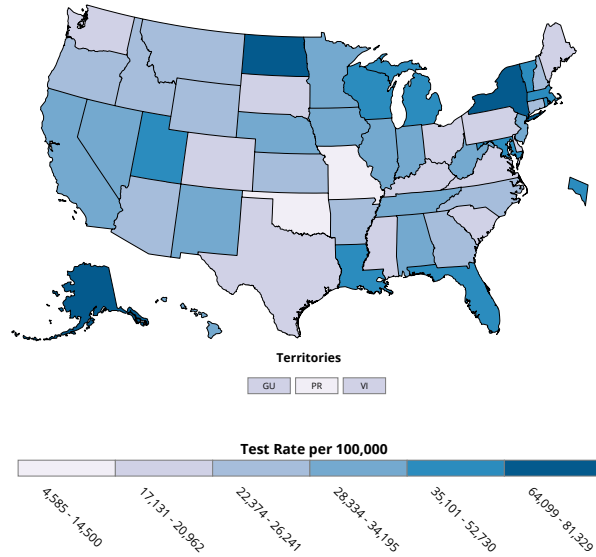
8%  
OVERALL %  
POSITIVE

CDC | Updated: Sep 9  
2020 1:16PM



Tests Performed	Percent Positive	Tests per 100,000
-----------------	------------------	-------------------

### COVID-19 Viral (RT-PCR) Laboratory Test Rate by State/Territory (tests per 100,000)



### COVID-19 Viral (RT-PCR) Test Rate by State/Territory





State	Tests per 100K	% Positive
California	30,958	6-10%
New York	81,329	6-10%
Florida	39,763	11-20%
Texas	18,450	11-20%
Illinois	32,279	6-10%
Michigan	45,984	0-5%
Massachusetts	39,349	6-10%
Pennsylvania	20,904	6-10%
New Jersey	28,413	0-5%
Ohio	20,514	6-10%
Georgia	22,762	11-20%
North Carolina	22,559	6-10%
Tennessee	34,195	6-10%
Maryland	27,862	6-10%

CDC | Updated: Sep 9 2020  
1:16PM

**Disclaimer:** The data presented above represent viral COVID-19 laboratory test (reverse transcription polymerase chain reaction) results from laboratories in the United States, including commercial and reference laboratories, public health laboratories, hospital laboratories, and other testing locations. The data represent laboratory test totals—not individual people—and exclude antibody and antigen tests. The data are provisional and subject to change. The data presented may not include counts for the most recent 3 days due to the time it takes to report testing information. The data may also not include results from all testing sites within a jurisdiction (e.g., point-of-care test sites) and therefore reflect the majority, but not all, COVID-19 tests in the United States. The data do not include COVID-19 antigen or antibody testing results.

The data are reported to state and jurisdictional health departments in accordance with applicable state or local law and in accordance with the Coronavirus Aid, Relief, and Economic Security (CARES) Act (CARES Act Section 18115). The data for each state are sourced from either data submitted directly by the state health department via COVID-19 electronic laboratory reporting (CELR), or a combination of commercial, public health, and in-house hospital laboratories. CELR data are used for states that either submit line-level data or submit aggregate counts that do not include antigen or antibody tests. The data are available for public use on [HealthData.Gov](https://www.healthdata.gov).

**HAVE QUESTIONS?**

-  Visit CDC-INFO
-  Call 800-232-4636
-  Email CDC-INFO
-  Open 24/7

**CDC INFORMATION**

- About CDC
- Jobs
- Funding
- Policies
- File Viewers & Players

Privacy

FOIA

No Fear Act

OIG

Nondiscrimination

Accessibility

**CONNECT WITH CDC**



U.S. Department of Health & Human Services

USA.gov

CDC Website Exit Disclaimer

