



Coronavirus Disease 2019 (COVID-19)

CDC COVID Data Tracker

Maps, charts, and data provided by the CDC



The CDC COVID-19 Data Tracker has a new look and location to make the data easier to find and use. All previous data remains and will be updated on the same schedule. Please update bookmarks and links.

Also, as of 8/27, the Tracker includes correctional facility information, NIH Vulnerability Index data, and upgraded testing information.

Case Trends ▾

Laboratory ▾

Community Impact ▾

Unique Populations ▾

COVID-19 Home

Testing

Serology Surveillance

United States Laboratory Testing

USA

85,070,581

TESTS REPORTED

CDC | Updated: Sep 1 2020

1:22PM

USA

7,292,026

POSITIVE TESTS

CDC | Updated: Sep 1 2020

1:22PM

USA

9%

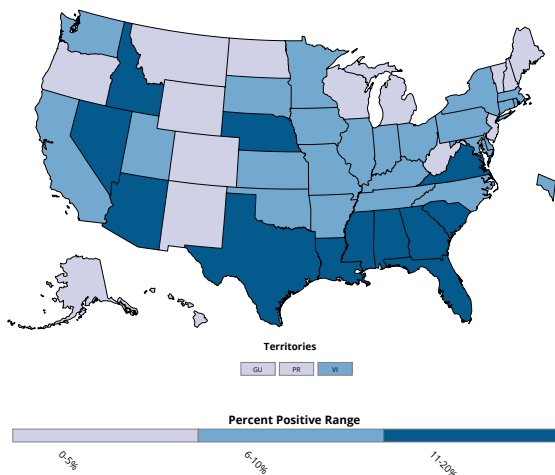
OVERALL % POSITIVE

CDC | Updated: Sep 1 2020

1:22PM

Tests Performed	Percent Positive	Tests per 100,000
-----------------	------------------	-------------------

COVID-19 Viral (RT-PCR) Laboratory Test Percent Positivity by State/Territory



COVID-19 Viral (RT-PCR) Test % Positivity by State/Territory

State	# Tests Performed	% Positive
California	11,129,203	6-10%
New York	8,411,393	6-10%
Florida	7,903,929	11-20%
Texas	5,050,393	11-20%
Illinois	3,764,046	6-10%
Michigan	2,940,881	0-5%
Pennsylvania	2,485,195	6-10%
Massachusetts	2,364,657	6-10%
New Jersey	2,319,669	0-5%
Georgia	2,255,034	11-20%
North Carolina	2,153,103	6-10%
Maryland	2,126,532	6-10%
Ohio	2,110,704	6-10%
Wisconsin	1,900,810	0-5%
Louisiana	1,872,496	11-20%
Indiana	1,815,001	6-10%
Virginia	1,667,981	11-20%
Minnesota	1,611,981	6-10%
Arizona	1,528,799	11-20%
Alabama	1,407,231	11-20%
Washington	1,261,972	6-10%
Utah	1,073,777	6-10%
Tennessee	922,887	6-10%
Iowa	908,383	6-10%
Colorado	906,153	0-5%
Oregon	897,974	0-5%
Connecticut	885,497	6-10%
Kentucky	859,375	6-10%
Nevada	853,854	11-20%
South Carolina	841,329	11-20%
Missouri	824,968	6-10%

CDC | Updated: Sep 1 2020 1:22PM





Disclaimer: The data presented above represent viral COVID-19 laboratory test (reverse transcription polymerase chain reaction) results from laboratories in the United States, including commercial and reference laboratories, public health laboratories, hospital laboratories, and

other testing locations. The data represent laboratory test totals—not individual people—and exclude antibody and antigen tests. The data are provisional and subject to change. The data presented may not include counts for the most recent 3 days due to the time it takes to report testing information. The data may also not include results from all testing sites within a jurisdiction (e.g., point-of-care test sites) and therefore reflect the majority, but not all, COVID-19 tests in the United States. The data do not include COVID-19 antigen or antibody testing results.

The data are reported to state and jurisdictional health departments in accordance with applicable state or local law and in accordance with the Coronavirus Aid, Relief, and Economic Security (CARES) Act (CARES Act Section 18115). The data for each state are sourced from either data submitted directly by the state health department via COVID-19 electronic laboratory reporting (CELR), or a combination of commercial, public health, and in-house hospital laboratories. CELR data are used for states that either submit line-level data or submit aggregate counts that do not include antigen or antibody tests. The data are available for public use on [HealthData.Gov](https://www.healthdata.gov).

[View and Download COVID-19 Case Surveillance Public Use Data](#)

HAVE QUESTIONS?

-  [Visit CDC-INFO](#)
-  [Call 800-232-4636](#)
-  [Email CDC-INFO](#)
-  [Open 24/7](#)


CDC INFORMATION

- [About CDC](#)
- [Jobs](#)
- [Funding](#)
- [Policies](#)
- [File Viewers & Players](#)

Privacy

- [FOIA](#)
- [No Fear Act](#)
- [OIG](#)
- [Nondiscrimination](#)
- [Accessibility](#)

CONNECT WITH CDC



[U.S. Department of Health & Human Services](#)

[USA.gov](#)

[CDC Website Exit Disclaimer](#) 