



Coronavirus Disease 2019 (COVID-19)

CDC COVID Data Tracker

Maps, charts, and data provided by the CDC



The CDC COVID-19 Data Tracker has a new look and location to make the data easier to find and use. All previous data remains and will be updated on the same schedule. Please update bookmarks and links.

Also, as of 8/27, the Tracker includes correctional facility information, NIH Vulnerability Index data, and upgraded testing information.

Case Trends ▼

Laboratory ▼

Community Impact ▼

Unique Populations ▼

COVID-19 Home

Testing

Serology Surveillance

United States Laboratory Testing

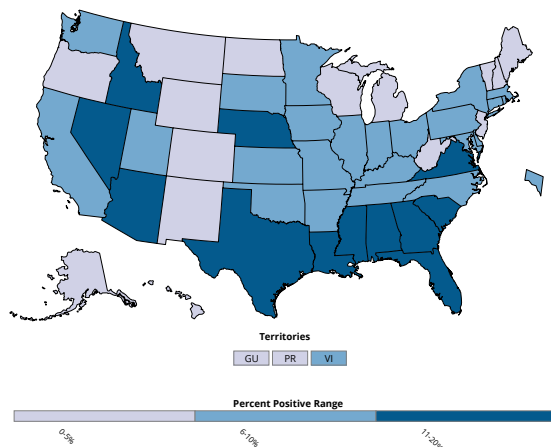
USA
84,119,890
TESTS REPORTED
 CDC | Updated: Aug 31 2020
 2:02PM

USA
7,250,402
POSITIVE TESTS
 CDC | Updated: Aug 31 2020
 2:02PM

USA
9%
OVERALL % POSITIVE
 CDC | Updated: Aug 31 2020
 2:02PM

Tests Performed	Percent Positive	Tests per 100,000
-----------------	------------------	-------------------

COVID-19 Viral (RT-PCR) Laboratory Test Percent Positivity by State/Territory



COVID-19 Viral (RT-PCR) Test % Positivity by State/Territory

State	# Tests Performed	% Positive
California	10,845,124	6-10%
New York	8,343,720	6-10%
Florida	7,857,361	11-20%
Texas	5,030,065	11-20%
Illinois	3,704,132	6-10%
Michigan	2,912,723	0-5%
Pennsylvania	2,468,264	6-10%
Massachusetts	2,331,821	6-10%
New Jersey	2,298,247	0-5%
Georgia	2,238,892	11-20%
North Carolina	2,120,880	6-10%
Ohio	2,087,026	6-10%
Maryland	2,081,516	6-10%
Wisconsin	1,878,140	0-5%
Louisiana	1,829,107	11-20%





CDC | Updated: Aug 31 2020
 2:02PM

Disclaimer: The data presented above represent viral COVID-19 laboratory test (reverse transcription polymerase chain reaction) results from laboratories in the United States, including commercial and reference laboratories, public health laboratories, hospital laboratories, and other testing locations. The data represent laboratory test totals—not individual people—and exclude antibody and antigen tests. The data are provisional and subject to change. The data presented may not include counts for the most recent 3 days due to the time it takes to report testing information. The data may also not include results from all testing sites within a jurisdiction (e.g., point-of-care test sites) and therefore reflect the majority, but not all, COVID-19 tests in the United States. The data do not include COVID-19 antigen or antibody testing results.

The data are reported to state and jurisdictional health departments in accordance with applicable state or local law and in accordance with the Coronavirus Aid, Relief, and Economic Security (CARES) Act (CARES Act Section 18115). The data for each state are sourced from either data submitted directly by the state health department via COVID-19 electronic laboratory reporting (CELR), or a combination of commercial, public health, and in-house hospital laboratories. CELR data are used for states that either submit line-level data or submit aggregate counts that do not include antigen or antibody tests. The data are available for public use on [HealthData.Gov](https://www.healthdata.gov).

[View and Download COVID-19 Case Surveillance Public Use Data](#)

HAVE QUESTIONS?

-  Visit CDC-INFO
-  Call 800-232-4636
-  Email CDC-INFO
-  Open 24/7

CDC INFORMATION

- About CDC
- Jobs
- Funding
- Policies
- File Viewers & Players

- Privacy
- FOIA
- No Fear Act
- OIG
- Nondiscrimination
- Accessibility

CONNECT WITH CDC



U.S. Department of Health & Human Services

USA.gov

CDC Website Exit Disclaimer 