



Coronavirus Disease 2019 (COVID-19)

CDC COVID Data Tracker

Maps, charts, and data provided by the CDC



The CDC COVID-19 Data Tracker has a new look and location to make the data easier to find and use. All previous data remains and will be updated on the same schedule. Please update bookmarks and links.

Also, as of 8/27, the Tracker includes correctional facility information, NIH Vulnerability Index data, and upgraded testing information.

Case Trends ▾	Laboratory ▾	Community Impact ▾	Unique Populations ▾
Cases	Trends	Compare Trends	Demographics
Cases and Deaths by County	Forecasting	Trends in ED Visits	

Demographic Trends of COVID-19 cases and deaths in the US reported to CDC

CDC is working with states to provide more information on race/ethnicity for reported cases. The percent of reported cases that include race/ethnicity data is increasing.

These data only represent the geographic areas that contributed data on race/ethnicity. Every geographic area has a different racial and ethnic composition. These data are not generalizable to the entire U.S. population.

If cases were distributed equally across racial and ethnic populations, one would expect to see more cases in those populations that are more highly represented in geographic areas that contributed data.

Percentages displayed in the charts below represent the percent of cases or deaths for which the demographic variable of interest is known.

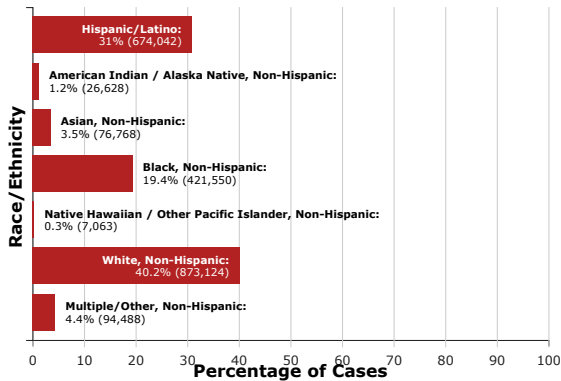
undefined

Cases by Race/Ethnicity:



Data from 4,422,272 cases. Race/Ethnicity was available for 2,173,663 (49%) cases.

All Age Groups ▾

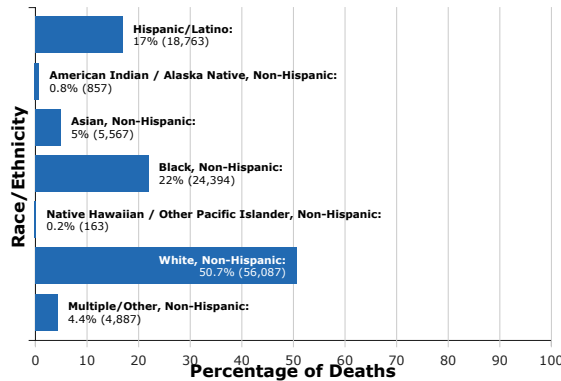


Deaths by Race/Ethnicity:



Data from 134,199 deaths. Race/Ethnicity was available for 110,718 (82%) deaths.

All Age Groups ▾



Cases by Age Group:

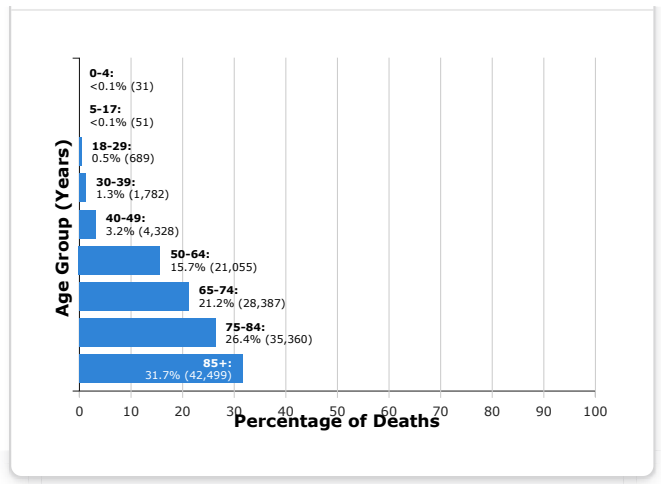
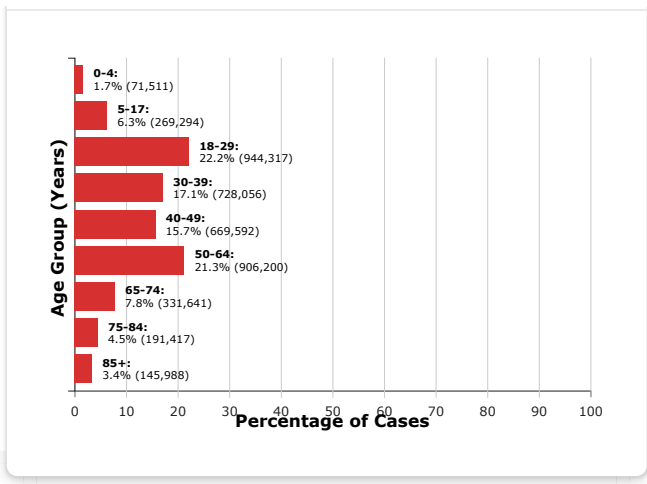


Data from 4,422,272 cases. Age group was available for 4,258,016 (96%) cases.

Deaths by Age Group:



Data from 134,199 deaths. Age group was available for 134,182 (99%) deaths.

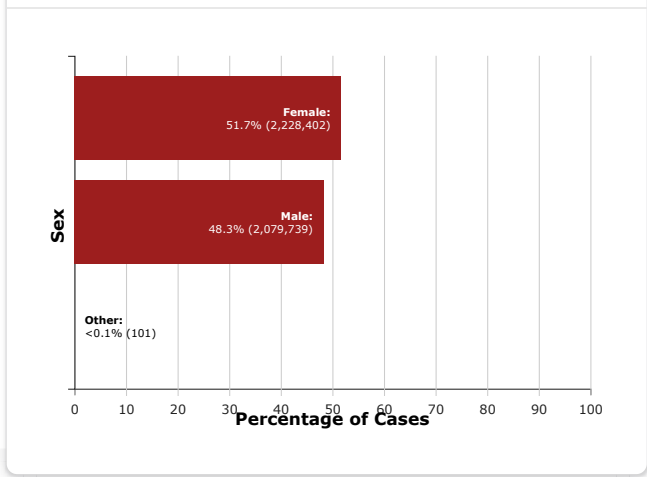


Cases by Sex:



Data from 4,422,272 cases.
Sex was available for 4,308,242 (97%) cases.

All Age Groups ▼

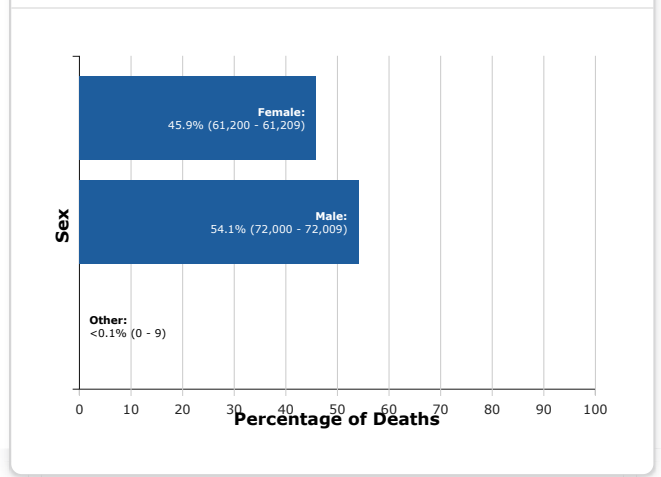


Deaths by Sex:







Data from 134,199 deaths.
Sex was available for 133,209 (99%) deaths.

All Age Groups ▼



Data Sources, References & Notes: Data are based on COVID-19 case-level data reported by state and territorial jurisdictions to the Centers for Disease Control and Prevention (CDC). The numbers are confirmed and probable COVID-19 cases as reported by U.S. states, U.S. territories, New York City, and the District of Columbia from the previous day. Case numbers reported on other websites may differ from what is posted on CDC's website due to delays in reporting to CDC. The process used for finding and confirming cases displayed by other sites may differ.

HAVE QUESTIONS?

-  Visit CDC-INFO
-  Call 800-232-4636
-  Email CDC-INFO
-  Open 24/7











CDC INFORMATION

- About CDC
- Jobs
- Funding
- Policies
- File Viewers & Players

Privacy

- FOIA
- No Fear Act
- OIG
- Nondiscrimination
- Accessibility

CONNECT WITH CDC

-    
- 
-    
- 

U.S. Department of Health & Human Services

USA.gov

CDC Website Exit
Disclaimer 