

# CDC COVID Data Tracker



Explore and understand coronavirus disease (COVID-19)  
Maps, charts, and data provided by the Centers for Disease Control and Prevention

Case Trends ▾

Testing

Serology Surveillance

Trends in ED Visits

Mobility

Underlying Medical Conditions

Societal Impact ▾

Learn More

Case Trends > Demographics

## Demographic Trends of COVID-19 cases and deaths in the US reported to CDC

CDC is working with states to provide more information on race/ethnicity for reported cases. The percent of reported cases that include race/ethnicity data is increasing.

These data only represent the geographic areas that contributed data on race/ethnicity. Every geographic area has a different racial and ethnic composition. These data are not generalizable to the entire U.S. population.

If cases were distributed equally across racial and ethnic populations, one would expect to see more cases in those populations that are more highly represented in geographic areas that contributed data.

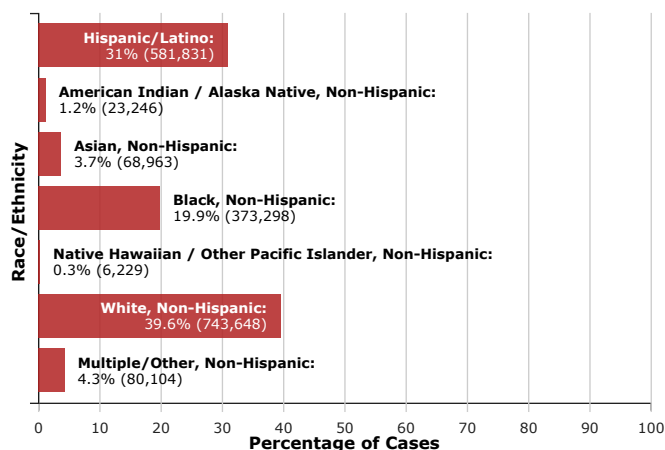
Percentages displayed in the charts below represent the percent of cases or deaths for which the demographic variable of interest is known.

CDC | Updated: Aug 15 2020 12:15PM

**Cases by Race/Ethnicity:**  
Data from 3,924,574 cases. Race/Ethnicity was available for 1,877,319 (48%) cases.



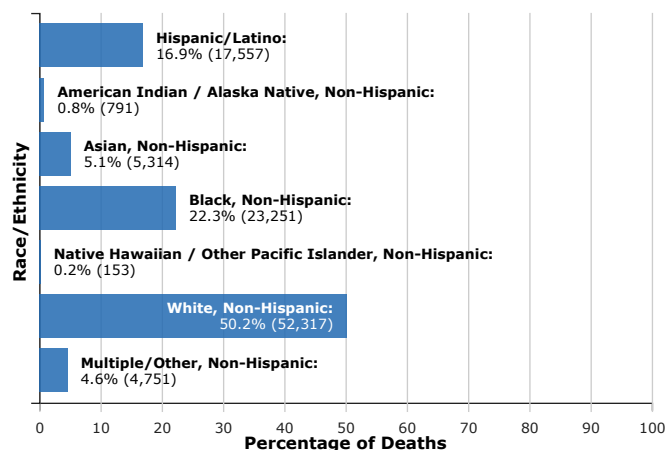
All Age Groups ▾



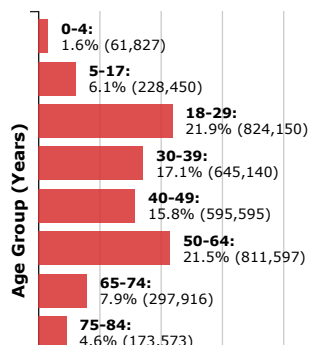
**Deaths by Race/Ethnicity:**  
Data from 125,700 deaths. Race/Ethnicity was available for 104,134 (82%) deaths.



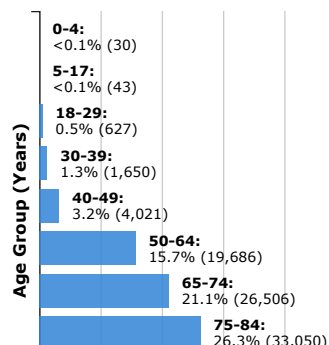
All Age Groups ▾

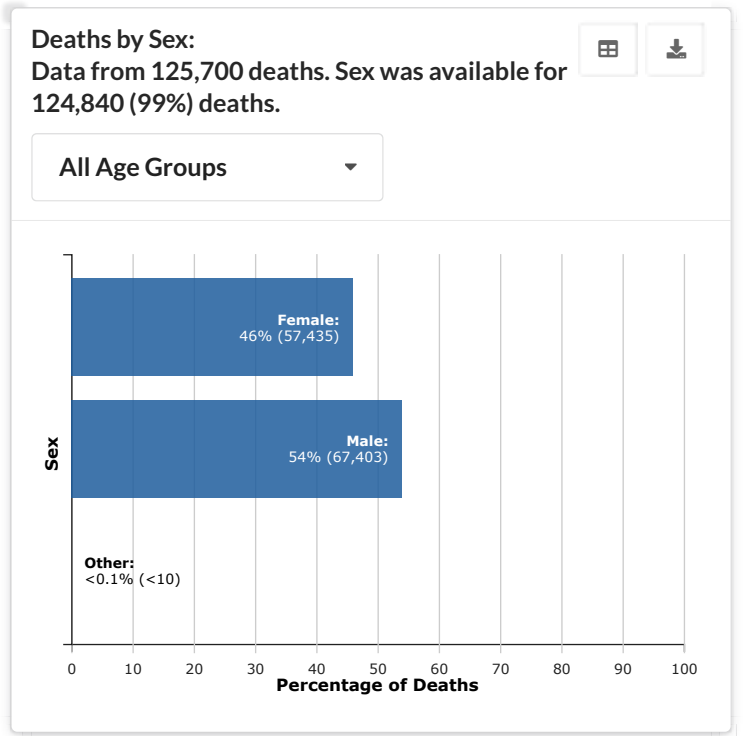
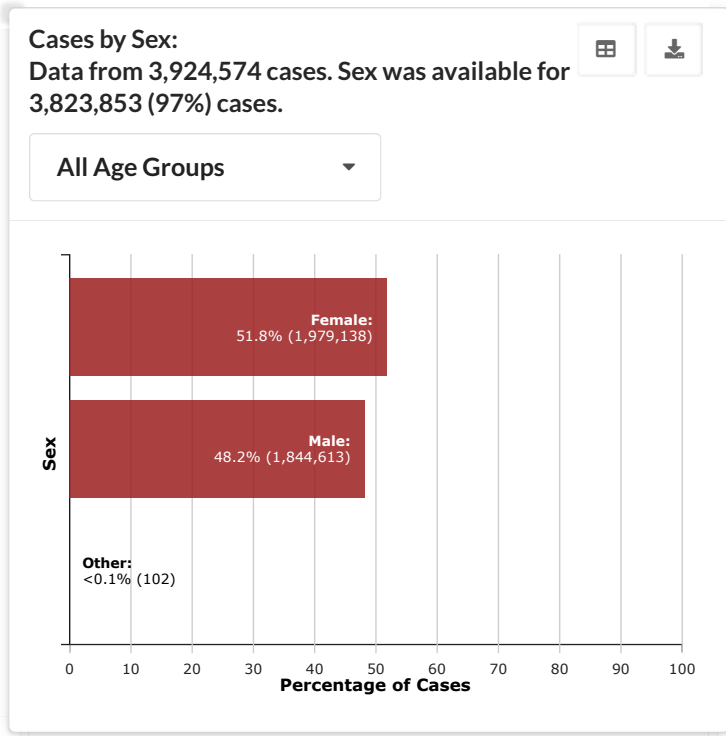
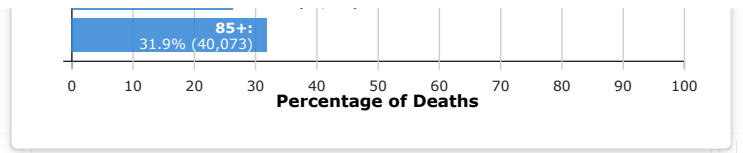
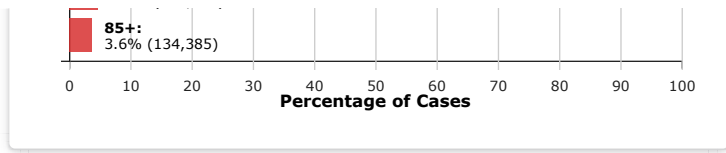


**Cases by Age Group:**  
Data from 3,924,574 cases. Age group was available for 3,772,633 (96%) cases.



**Deaths by Age Group:**  
Data from 125,700 deaths. Age group was available for 125,686 (99%) deaths.





**Data Sources, References & Notes:** Data are based on COVID-19 case-level data reported by state and territorial jurisdictions to the Centers for Disease Control and Prevention (CDC). The numbers are confirmed and probable COVID-19 cases as reported by U.S. states, U.S. territories, New York City, and the District of Columbia from the previous day. Case numbers reported on other websites may differ from what is posted on CDC's website due to delays in reporting to CDC. The process used for finding and confirming cases displayed by other sites may differ.

HAVE QUESTIONS? [Visit CDC-INFO](#) [Call 800-232-4636](#) [Email CDC-INFO](#)

[View and Download COVID-19 Case Surveillance Public Use Data](#)