




CASES, DATA & SURVEILLANCE

## Data on COVID-19 during Pregnancy

Updated July 30, 2020

Languages ▾

Print



### Tracking data on COVID-19 during pregnancy can protect pregnant women and their babies.

An *MMWR* study suggests that pregnant women with COVID-19 are more likely to be hospitalized and are at increased risk for intensive care unit (ICU) admission and receipt of mechanical ventilation than nonpregnant women. Risk of death is similar for both groups. But much remains unknown.

CDC is collaborating with state, local, and territorial health departments and external partners to better understand COVID-19 during pregnancy. Health departments that are notified of COVID-19 cases in pregnant women may collect more information on these women using an [optional module](#). [2 pages] in addition to the [case report form](#). Findings will be rapidly translated into updated clinical guidance for pregnant women and infants.

#### Latest Guidance

- [Evaluation and Management Considerations for Neonates At Risk for COVID-19](#)
- [Considerations for Inpatient Obstetric Healthcare Settings](#)
- [Care for Breastfeeding Women](#)

## Weekly COVID-19 Pregnancy Data

Last updated July 30, 2020

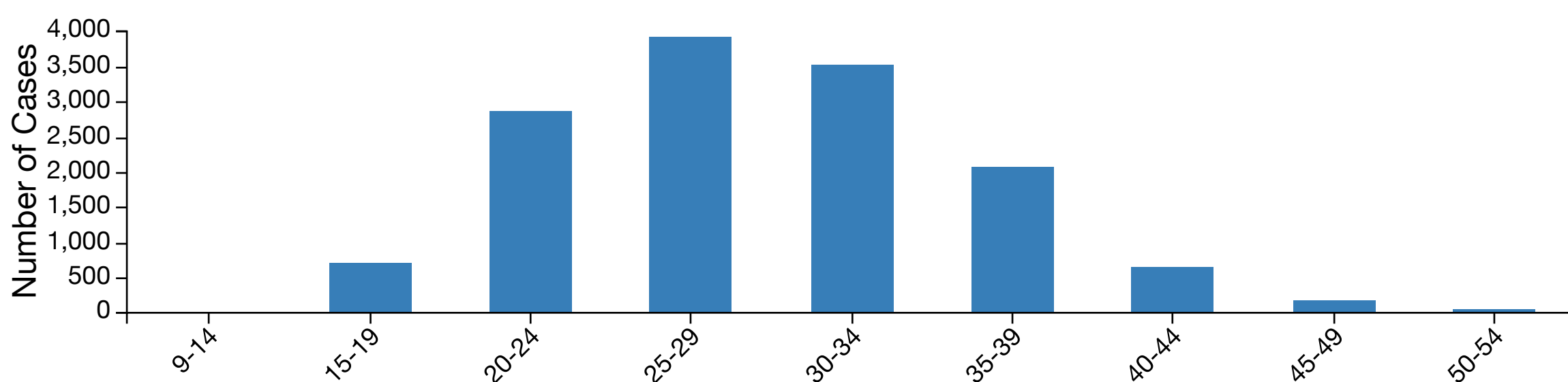
Tracking data on COVID-19 during pregnancy can protect moms and babies affected by COVID-19.

### Pregnant women with COVID-19, United States [January 22-July 28, 2020]



### Pregnant women with COVID-19 by age, United States, [January 22-July 28, 2020]\*

Data were collected from 14,681 women, and age was available for 13,990 (95.3%) women.

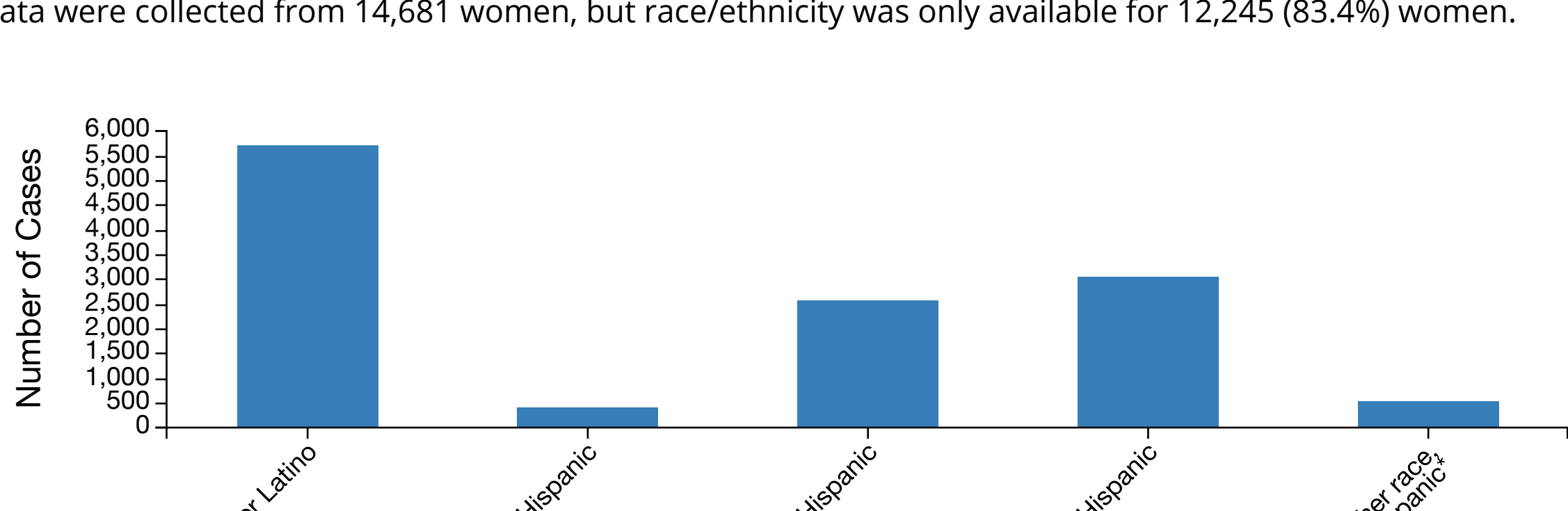


Data Table									
	9-14	15-19	20-24	25-29	30-34	35-39	40-44	45-49	50-54
Pregnant Women	15	712	2,865	3,919	3,529	2,074	650	173	53

\*Ages that are <9 and >54 are not reported.

### Pregnant women with COVID-19 by race/ethnicity, United States, [January 22-July 28, 2020]

Data were collected from 14,681 women, but race/ethnicity was only available for 12,245 (83.4%) women.

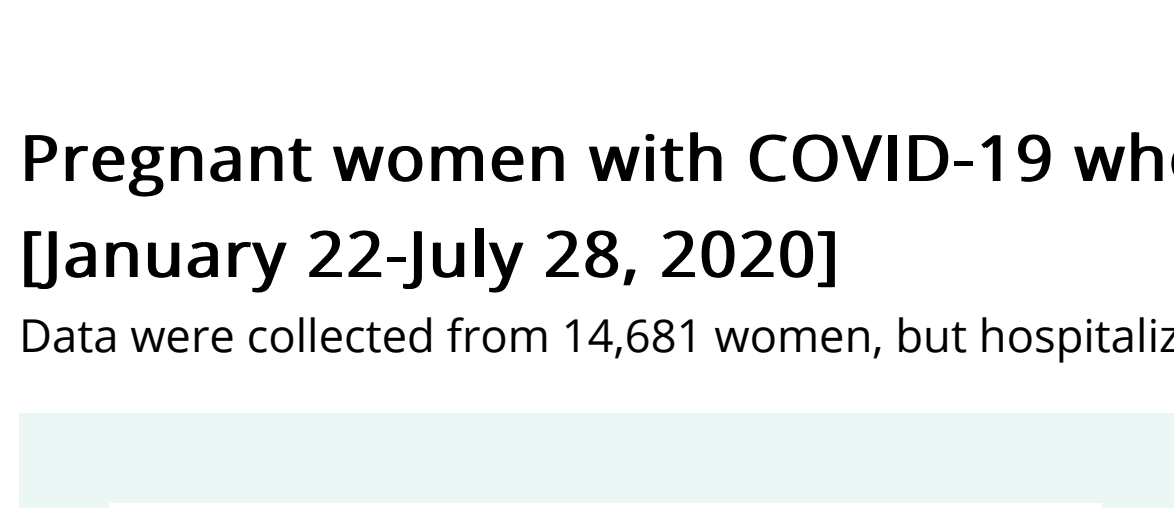


View Data					
	Hispanic or Latino	Asian, Non-Hispanic	Black, Non-Hispanic	White, Non-Hispanic	Multiple or other race, Non-Hispanic
Cases	5,698	403	2,571	3,039	

Scroll for additional info

### Pregnant women with COVID-19 who were hospitalized, \*United States, [January 22-July 28, 2020]

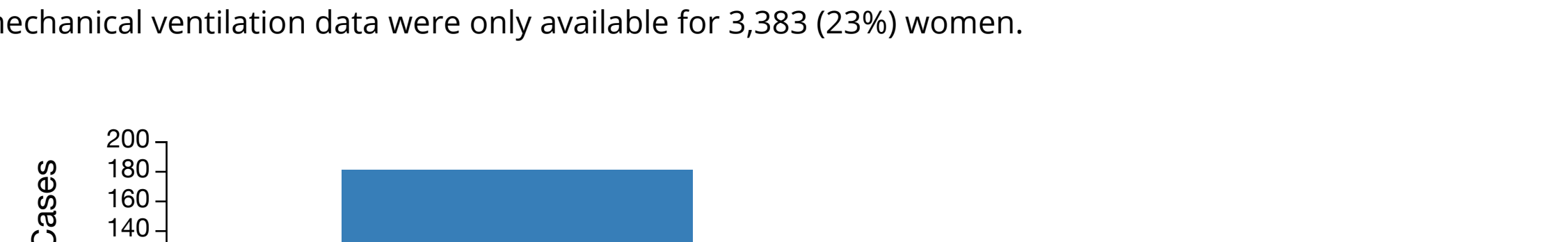
Data were collected from 14,681 women, but hospitalization data were only available for 12,340 (84.1%).



\*Data were not available to distinguish hospitalization for COVID-19-related indications, such as worsening respiratory status, from hospital admission for pregnancy-related indications, such as delivery.

### Pregnant women with COVID-19 admitted to the ICU, or who required mechanical ventilation, United States, [January 22-July 28, 2020]

Data were collected from 14,681 women, but ICU admission data were only available for 4,052 (27.6%) women, and mechanical ventilation data were only available for 3,383 (23%) women.



View Data		
	Admitted to the ICU	Required Mechanical Ventilation
Cases	181	66

Abbreviation: ICU, intensive care unit.

## About the Data

This page is updated weekly on Thursday at 1:00pm ET based on data collected by Tuesday at 12:30pm ET. The updates are only COVID-19 laboratory evidence of SARS-CoV-2 infection.

There are currently 56 U.S.-affiliated jurisdictions reporting cases of COVID-19. This includes 50 states, District of Columbia, Guam, New York City, the Northern Mariana Islands, Puerto Rico, and the U.S. Virgin Islands.

Because only a quarter of cases with report forms include information on pregnancy status, these numbers likely do not include all pregnant women with COVID-19 in the United States and must be interpreted with caution. The completeness of this variable continues to improve each week. Increases in the total number of cases of COVID-19 among pregnant women are largely due to the updating of pregnancy status among already reported cases. Case numbers reported on other websites may differ from what is posted on CDC's website because CDC's overall case numbers are validated through a confirmation process with each jurisdiction. Differences between reporting jurisdictions and CDC's website may occur because of the timing of reporting and website updates. The process used for finding and confirming cases displayed by other sites may differ. Case counts may fluctuate from week to week due to data quality and cleaning processes.

For more information on how CDC collects COVID-19 surveillance data, see [FAQ: COVID-19 Data and Surveillance](#).

[Top of Page](#)

Content source: National Center for Immunization and Respiratory Diseases (NCIRD), Division of Viral Diseases

Last Updated July 30, 2020

- Home
- Cases, Data & Surveillance
  - COVIDView Weekly Summary
  - Cases & Deaths in the US
  - Testing Data in the US
  - Hospitalization Surveillance Network COVID-NET
  - Serology (Antibody) Surveillance
  - Mathematical Modeling
  - Special Populations Data
    - Pregnancy Data**
    - SARS-CoV-2 Sequencing (SPHERES)
    - Data Visualization
    - Assessing Risk Factors
    - About COVID-19 Epidemiology
    - FAQ Data & Surveillance

**Get Email Updates**

To receive email updates about COVID-19, enter your email address:

[What's this?](#)

- #### Spanish Resources
- [Spanish Communication Resources](#)
  - [Social Media Toolkit](#)
  - [Infection Control](#)
  - [FAQ on Infection Control](#)