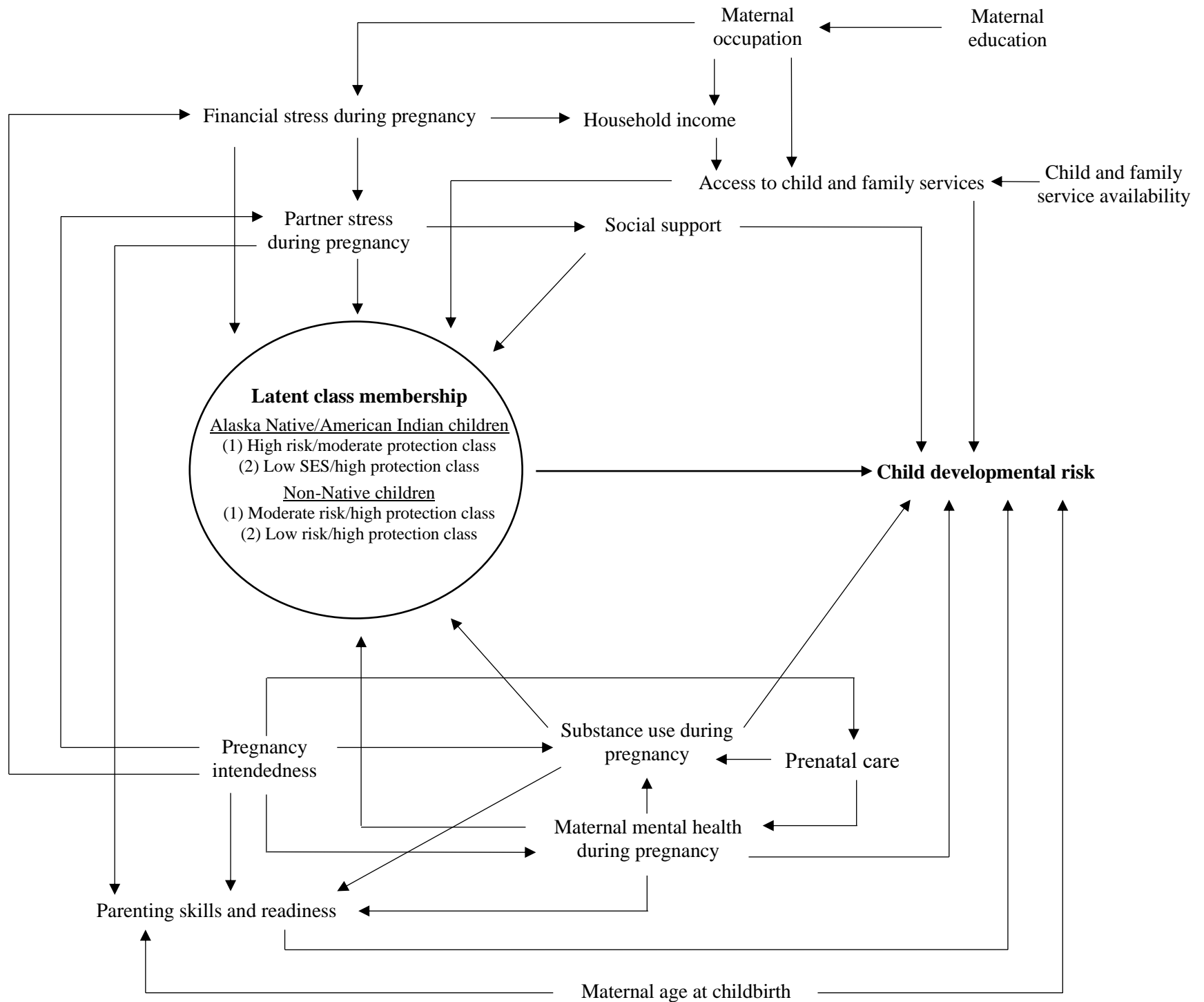
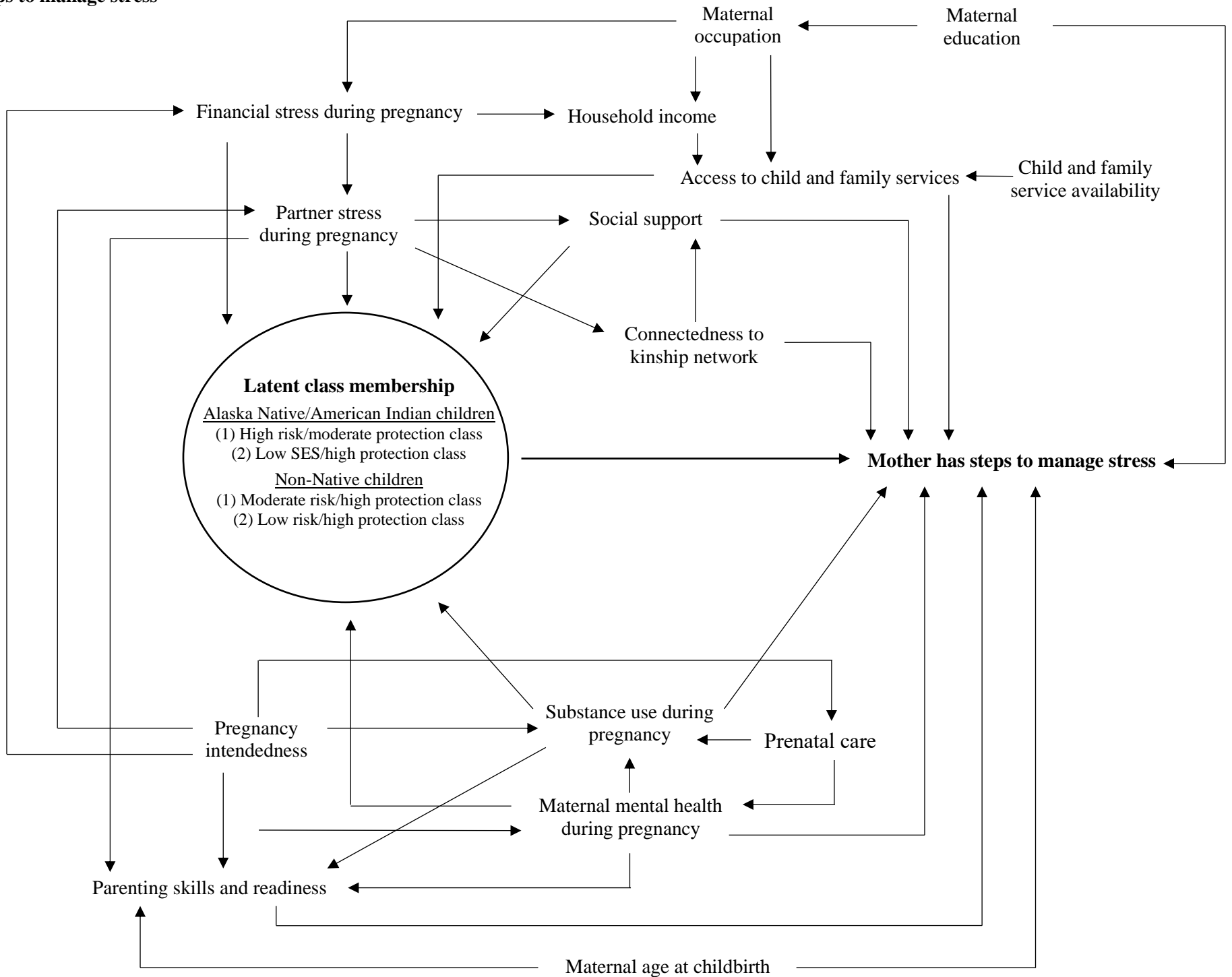


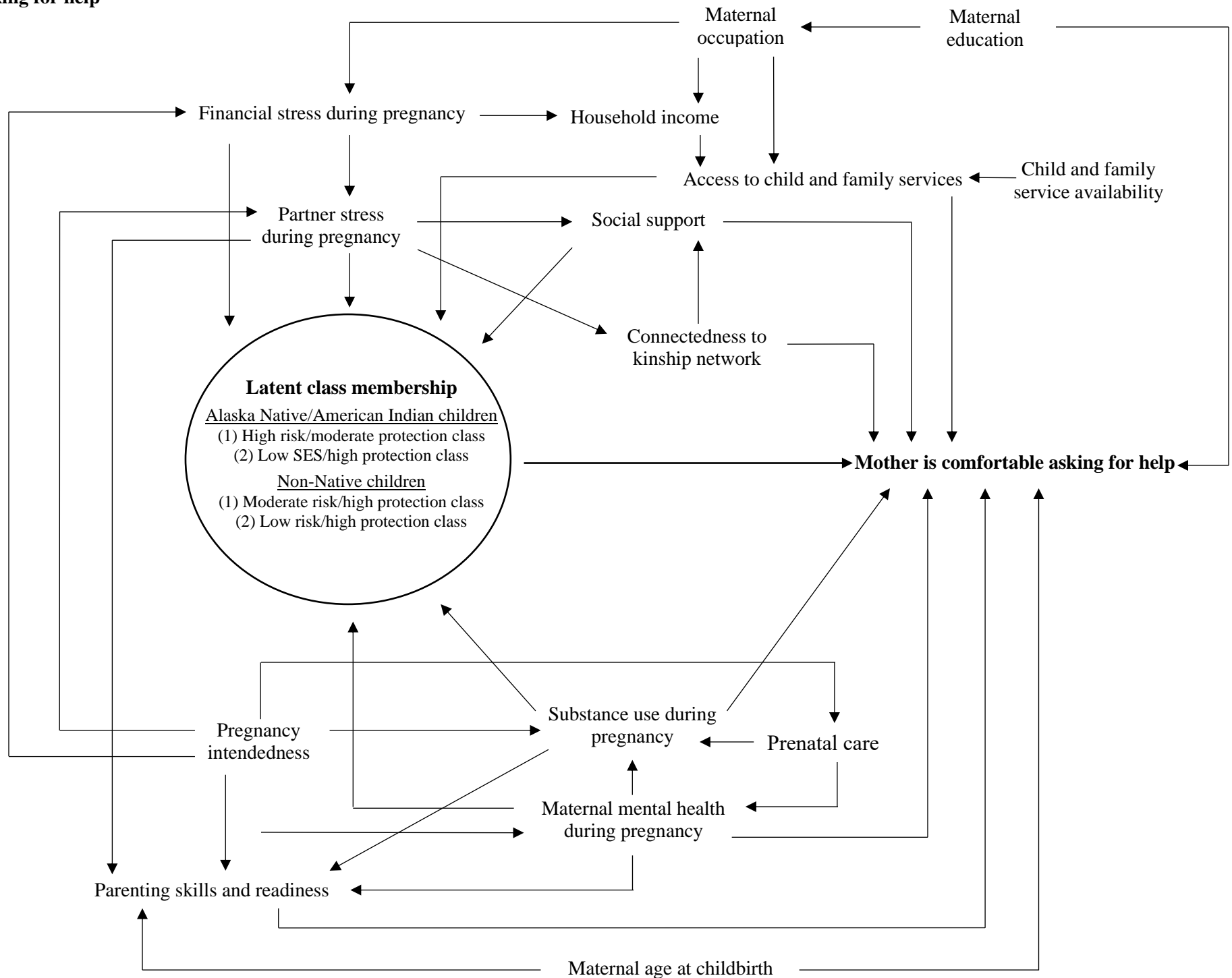
Supplemental Figure 1. Directed acyclic graph of variables operative in the association between identified latent classes and child developmental risk



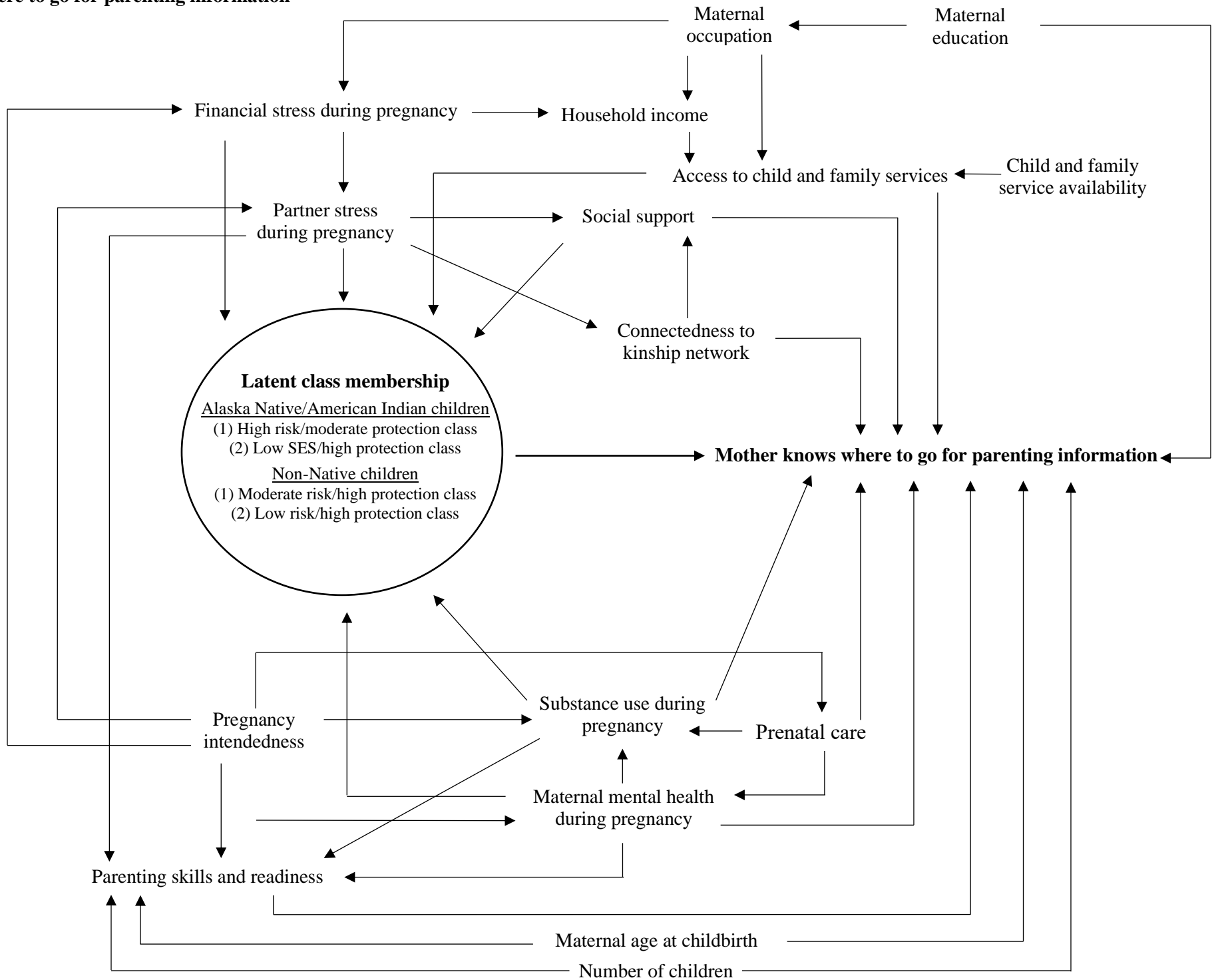
Supplemental Figure 2. Directed acyclic graph of variables operative in the association between identified latent classes and the mother having steps to manage stress



Supplemental Figure 3. Directed acyclic graph of variables operative in the association between identified latent classes and the mother's comfort asking for help

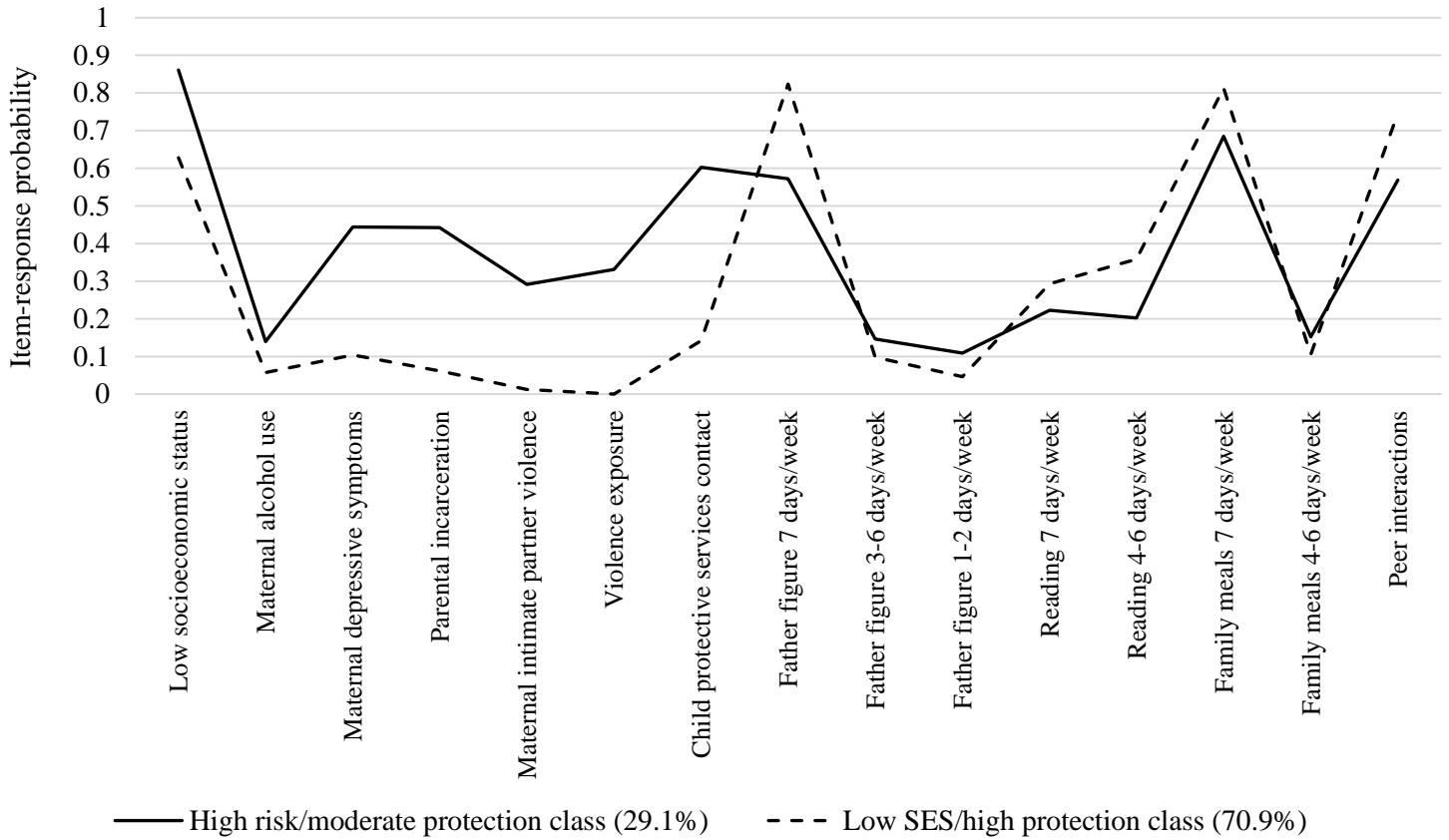


Supplemental Figure 4. Directed acyclic graph of variables operative in the association between identified latent classes and the mother knowing where to go for parenting information

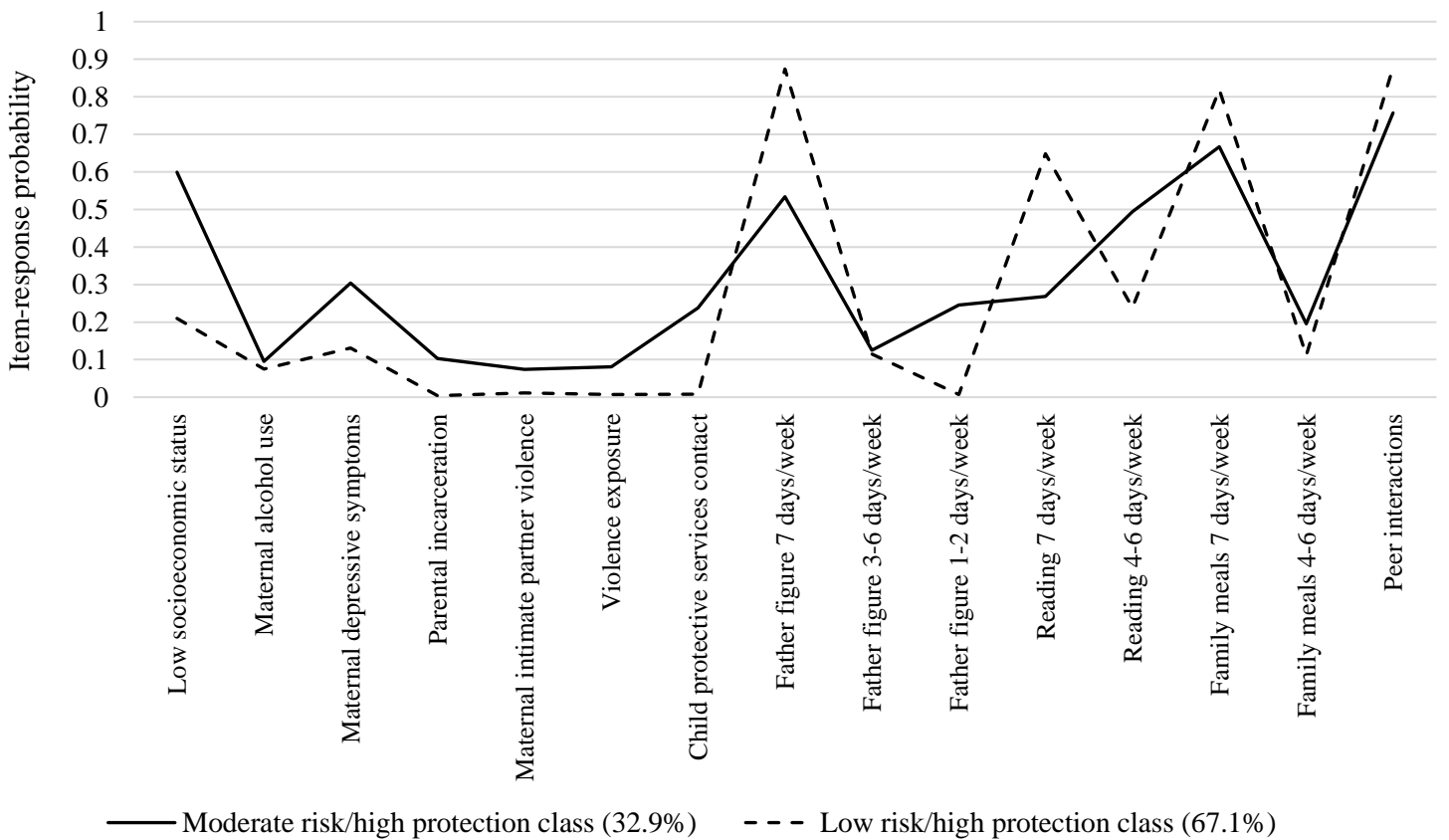


Supplemental Figure 5. Probability of risk and protective factors in identified latent classes

Alaska Native/American Indian children (N=593)



Non-Native children (N=1,018)



Supplemental Table 1. Risk and protective factors derived from the Alaska Childhood Understand Behavior Survey (CUBS) and Alaska Longitudinal Child Abuse and Neglect Linkage (ALCANLink) project

Risk factor	Measure(s)	Categorization	Data source
Socioeconomic status	<p>During the past 12 months, what was your total household income before taxes? How many people, including yourself, depended on this income?</p> <p>Child covered by Medicaid or Children’s Health Insurance Program* (i.e., Denali Kid Care)</p> <p>*From 2009-2011, the Medicaid and CHIP eligibility criteria for children 18 years and under in Alaska was household income $\leq 175\%$ of the Federal Poverty Level for children without other health insurance and $\leq 150\%$ Federal Poverty Level for children with other health insurance. CHIP and Medicaid did not have separate income eligibility.</p>	Household income below the Federal Poverty Level or child receipt of health insurance through Medicaid/Children’s Health Insurance Program vs. neither	Alaska CUBS
Maternal binge drinking	During the past 30 days, how many times did you drink 4 alcoholic drinks or more in a 2-hour time span (i.e., binge drinking episode)? [4 or more times/3 times/2 times/1 time/I didn’t have 4 or more drinks in a 2-hour time span]	≥ 1 binge drinking episode vs. 0 binge drinking episodes	Alaska CUBS
Maternal depressive symptoms	<p>Since my 3-year-old was born, I was diagnosed with depression. [yes/no]</p> <p>During the past 3 months, how often have you felt down, depressed, or sad? [never/rarely/sometimes/often/always]</p> <p>During the past 3 months, how often have you felt hopeless? [never/rarely/sometimes/often/always]</p> <p>During the past 3 months, how often have you had felt slowed down? [never/rarely/sometimes/often/always]</p>	Depression diagnosis or always/often experiencing any depressive symptom vs. none	Alaska CUBS

Parent or caregiver incarceration	Since my 3-year-old was born, my husband or partner or I went to jail. [yes/no]	Yes vs. no	Alaska CUBS
Maternal intimate partner violence victimization	During the past 12 months, did your husband or partner push, hit, slap, kick, choke, or physical hurt you in any other way? [yes/no] During the past 12 months, did your husband or partner threaten you, limit your activities against your will, or make you feel unsafe in any other way? [yes/no]	Yes to either vs. no	Alaska CUBS
Child exposure to violence	Has your child ever seen violence or physical abuse in person? [yes/no]	Yes vs. no	Alaska CUBS
Child protective services contact	Any report to child protective services (Alaska Office of Children's Services) for physical abuse, sexual abuse, mental injury, or neglect prior to age 3 years	≥1 report vs. 0 reports	ALCANLink
Protective factor	Measure(s)	Categorization	Data source
Father figure involvement	During a typical week, how many days was your child with his or her father (or one other adult male such as a family member or friend) for more than 1 hour? [every day/3 to 6 days/1 to 2 days/no days]	7 days vs. <7 days	Alaska CUBS
Reading by an adult	During the past week, how many days did you or someone else in your household read a book or story to your child? [range 1 to 7 days]	≥5 days vs. <5 days	Alaska CUBS
Family meals	During the past week, how many days did you and your 3-year-old child sit down and eat a meal together? [range 1 to 7 days]	≥5 days vs. <5 days	Alaska CUBS
Peer interactions	My child plays with children outside the family on a regular basis. [yes/no]	Yes vs. no	Alaska CUBS

Supplemental Table 2. Comparison of 2012-2014 Childhood Understanding Behaviors Survey (CUBS) participants and non-participants on 2009-2011 Pregnancy Risk Assessment Monitoring System (PRAMS) variables

	CUBS participants (N=1,699)		CUBS non-participants (N=1,850)		χ^2 p-value or t-test
	N or mean	% (95% CI)	N or mean	% (95% CI)	
Maternal age at childbirth	27.9	(27.6, 28.3)	26.2	(25.9, 26.5)	<0.0001
Maternal race					0.7378
Non-Native	1,018	74.7 (73.2, 76.1)	1,084	74.2 (72.7, 75.6)	
Alaska Native/American Indian	593	25.3 (23.9, 25.8)	664	25.8 (24.4, 27.3)	
Maternal education at childbirth					0.0003
≥12 years	1,419	90.0 (88.3, 91.7)	1,424	84.8 (82.7, 86.9)	
<12 years	186	10.0 (8.3, 11.7)	291	15.2 (13.1, 17.3)	
Low socioeconomic status (annual income below the Federal Poverty Level or prenatal care or delivery financed by Medicaid)					0.0394
No	728	48.5 (45.7, 51.4)	724	44.0 (41.2, 46.9)	
Yes	971	51.4 (48.6, 54.3)	1,126	56.0 (53.1, 58.8)	
Traumatic stress in the 12 months prior to childbirth					0.5992
No	1,274	78.2 (75.9, 80.6)	1,403	77.3 (74.8, 79.7)	
Yes	407	21.8 (19.4, 24.1)	408	22.7 (20.3, 25.2)	
Emotional stress in the 12 months prior to childbirth					0.9207
No	1,347	80.0 (77.7, 82.3)	1,457	80.2 (77.9, 82.5)	
Yes	335	20.0 (17.7, 22.3)	348	19.8 (17.5, 22.1)	
Financial stress in the 12 months prior to childbirth					0.0199
No	867	52.2 (49.3, 55.1)	849	47.1 (44.2, 50.0)	
Yes	814	47.8 (44.9, 50.7)	963	52.9 (50.0, 55.8)	

Partner stress in the 12 months prior to childbirth						0.0050
No	1,255	75.8 (73.4, 78.3)	1,257	70.3 (67.7, 73.0)		
Yes	427	24.2 (21.7, 26.6)	555	29.7 (21.0, 32.3)		
Maternal substance use shortly before (marijuana) and during (alcohol, cigarettes, marijuana) pregnancy						0.2857
No	1,064	67.2 (64.6, 69.9)	1,109	65.0 (62.3, 67.7)		
Yes	593	32.8 (30.1, 35.4)	678	35.0 (32.3, 37.7)		
Maternal depressive symptoms immediately post-childbirth						0.7632
No	1,232	76.5 (74.0, 79.0)	1,307	75.9 (73.4, 78.4)		
Yes	401	23.5 (21.0, 26.0)	444	24.1 (21.6, 26.6)		