



Centers for Disease Control and Prevention
CDC 24/7: Saving Lives, Protecting People™

Coronavirus Disease 2019 (COVID-19)

Cases in the U.S.

Updated July 13, 2020

[Print](#)

TOTAL CASES

3,296,599

60,469 New Cases*

TOTAL DEATHS

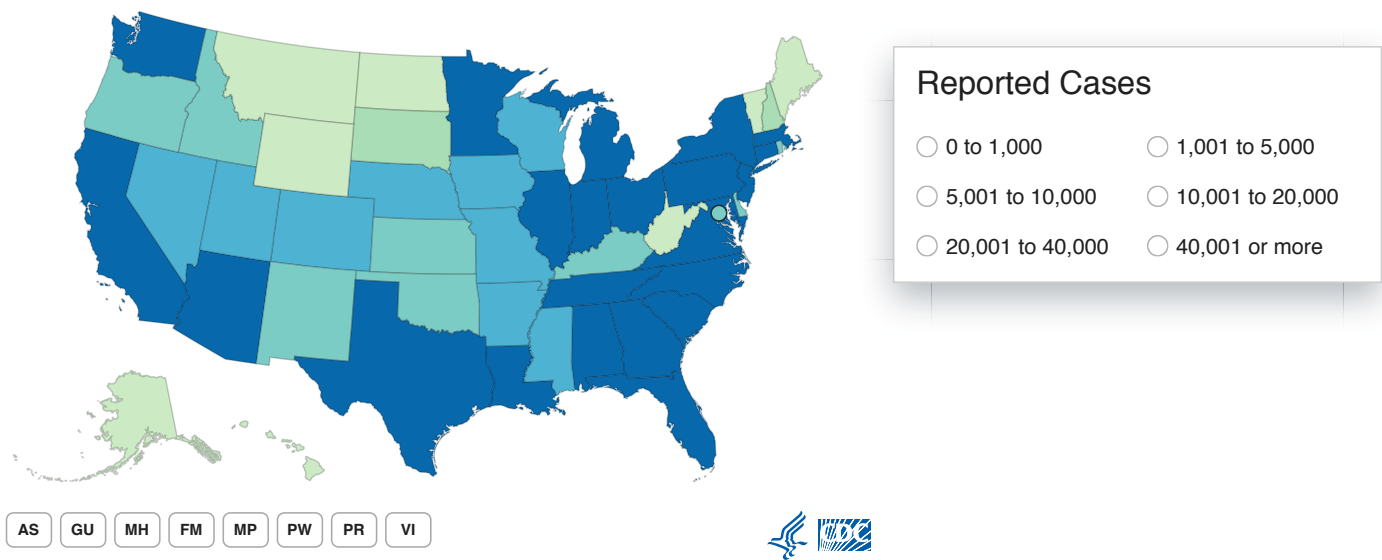
134,884

312 New Deaths*



Cases by Jurisdiction

This map shows COVID-19 cases reported by U.S. states, the District of Columbia, New York City, and other U.S.-affiliated jurisdictions. Hover over the maps to see the number of cases reported in each jurisdiction. To go to a jurisdiction's health department website, click on the jurisdiction on the map.

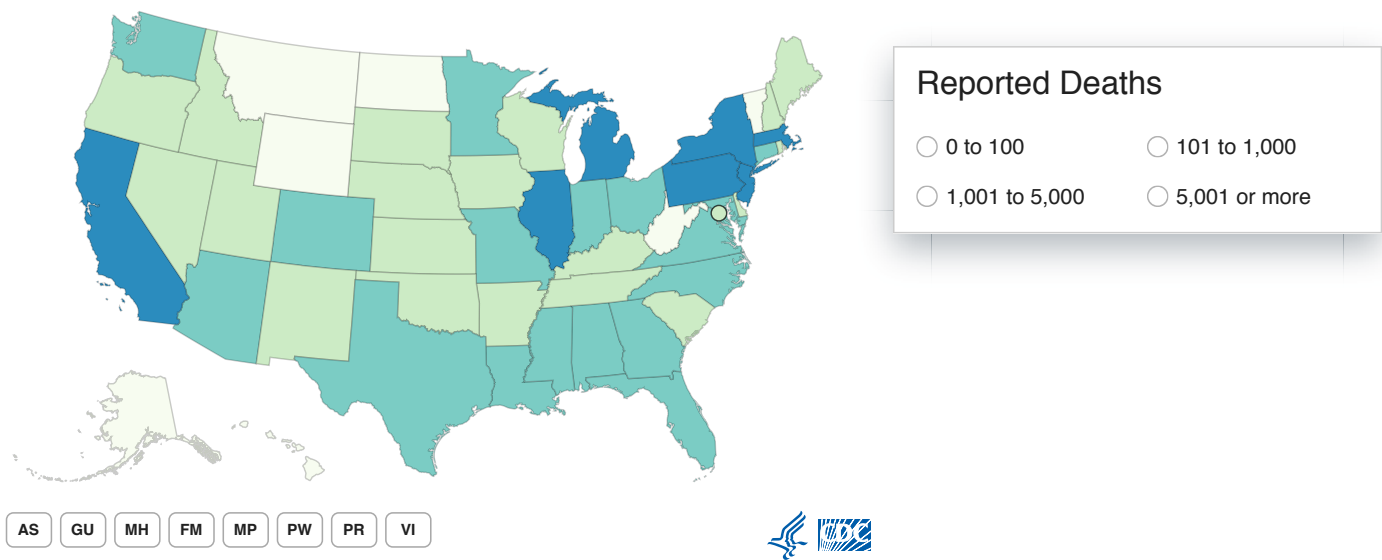


Jurisdictions

Add U.S. Map to Your Website

Deaths by Jurisdiction

This map shows COVID-19 cases reported by U.S. states, the District of Columbia, New York City, and other U.S.-affiliated jurisdictions. Hover over the maps to see the number of deaths reported in each jurisdiction. To go to a jurisdiction's health department website, click on the jurisdiction on the map.



Jurisdictions

Add U.S. Map to Your Website

Cases & Deaths by County

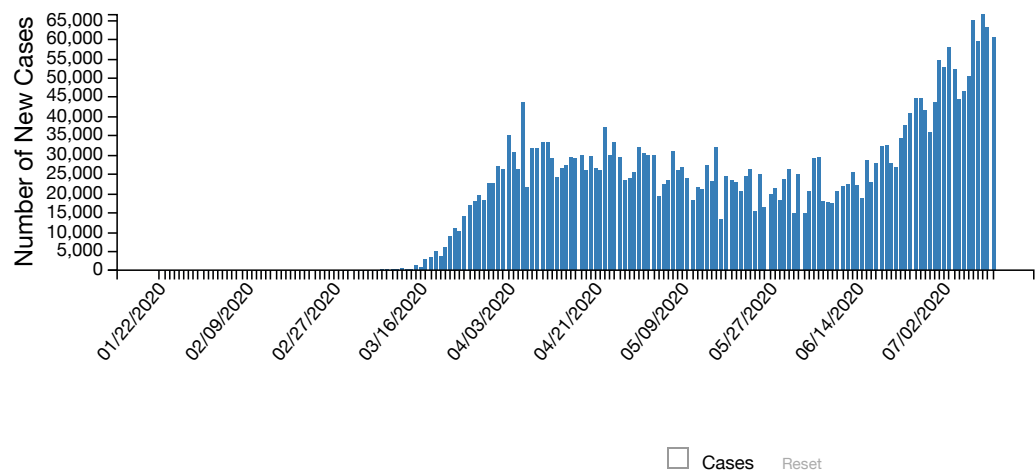
Select a state to view the number of cases and deaths by county. This data is courtesy of [USAFacts.org](#)

Select a State

View County Data

New Cases by Day

The following chart shows the number of new COVID-19 cases reported each day in the U.S. since the beginning of the outbreak. Hover over the bars to see the number of new cases by day.



[View Data](#)



Cases & Deaths among Healthcare Personnel

Data were collected from 2,577,636 people, but healthcare personnel status was only available for 557,437 (21.6%) people. For the 98,150 cases of COVID-19 among healthcare personnel, death status was only available for 64,968 (66.2%).

CASES AMONG HCP

98,150

DEATHS AMONG HCP

521

CDC has moved the following information to the [Previous U.S. COVID-19 Case Data](#) page.

- Level of community transmission by jurisdiction — last updated May 18, 2020
- Total number of cases by day — last updated April 28, 2020
- Number of cases by source of exposure — last updated April 16, 2020
- Number of cases from Wuhan, China and the Diamond Princess cruise — last updated April 16, 2020
- Number of cases by illness start date — last updated April 15, 2020

About the Data**Updated Daily**

This page is updated daily based on data confirmed at 4:00pm ET the day before.



Reported by Jurisdiction's Health Department

Data on this page are reported voluntarily to CDC by each jurisdiction's health department. CDC encourages all jurisdictions to report the most complete and accurate information that best represents the current status of the pandemic in their jurisdiction.

Number of Jurisdictions

There are currently 56 U.S.-affiliated jurisdictions reporting cases of COVID-19. This includes 50 states, District of Columbia, Guam, New York City, the Northern Mariana Islands, Puerto Rico, and the U.S Virgin Islands. New York State's case and death counts do not include New York City's counts as they are separate jurisdictions.

Confirmed & Probable Counts

As of April 14, 2020, CDC case counts and death counts include both confirmed and probable cases and deaths. This change was made to reflect an [interim COVID-19 position statement](#)   issued by the Council for State and Territorial Epidemiologists on April 5, 2020. The position statement included a case definition and made COVID-19 a nationally notifiable disease. Nationally notifiable disease cases are voluntarily reported to CDC by jurisdictions.

A [confirmed case or death](#) is defined by meeting confirmatory laboratory evidence for COVID-19.

A [probable case or death](#) is defined by one of the following:

- Meeting clinical criteria AND epidemiologic evidence with no confirmatory laboratory testing performed for COVID-19
- Meeting presumptive laboratory evidence AND either clinical criteria OR epidemiologic evidence
- Meeting vital records criteria with no confirmatory laboratory testing performed for COVID19

Not all jurisdictions report confirmed and probable cases and deaths to CDC. When not available to CDC, it is noted as N/A.

Accuracy of Data

CDC does not know the exact number of COVID-19 illnesses, hospitalizations, and deaths for a variety of reasons. COVID-19 can cause mild illness, symptoms might not appear immediately, there are delays in reporting and testing, not everyone who is infected gets tested or seeks medical care, and there may be differences in how jurisdictions confirm numbers.

Changes & Fluctuations in Data

Health departments may update case data over time when they receive more complete and accurate information.

The number of new cases reported each day fluctuates. There is generally less reporting on the weekends and holidays.

Differences between CDC and Jurisdiction Data

If the number of cases or deaths reported by CDC is different from the number reported by jurisdiction health departments, data reported by jurisdictions should be considered the most up to date. The differences may be due to the timing of the reporting and website updates.

More Information

[COVIDView – A Weekly Surveillance Summary of U.S. COVID-19 Activity](#)

[Previous U.S. COVID-19 Case Data](#)

[FAQ: COVID-19 Data and Surveillance](#)

[Testing Data in the U.S.](#)

[World Map](#)

[Health Departments](#)

Page last reviewed: July 13, 2020

Content source: [National Center for Immunization and Respiratory Diseases \(NCIRD\)](#), [Division of Viral Diseases](#)