

## FACTORS AFFECTING THE DEVELOPMENT OF MINE FACE VENTILATION SYSTEMS IN THE 20<sup>TH</sup> CENTURY

W. Reed, National Institute for Occupational Safety and Health, Pittsburgh, PA

C. Taylor, National Institute for Occupational Safety and Health, Pittsburgh, PA

### Abstract

During the 20<sup>th</sup> century, the increased emphasis on worker health and safety and the advent of new mining equipment and methods led to many changes in mine face ventilation practices. Efforts by government and private industry to improve and modify ventilation practices resulted in better health and safety conditions for workers.

This paper examines factors that had a significant influence on mine face ventilation design during the past century. Several "milestone" events are discussed along with the impact they had on worker health and safety. Significant ventilation research efforts by government and private industry are presented. This brief ventilation history highlights innovative ventilation designs and a consistent commitment to mining health and safety.

### Introduction

Ventilation has always been a concern in underground coal mining. For many years there was no appreciation of how ventilation could be used to remove harmful contaminants from the air or how to control airflow quantities. The first known problems with ventilation date back to the 14<sup>th</sup> century, when it was recognized that lack of air was a major impediment to the expansion of mines. The common method of solving ventilation problems was to abandon the existing mine and start a new one nearby.

Ventilation in the early days of coal mining was accomplished by means of a natural draft, created principally by a difference in the weights of columns of air between the intake and return openings. Later, in the 18<sup>th</sup> and 19<sup>th</sup> centuries, a furnace was introduced underground to increase the updraft in the return shaft, which allowed for a larger quantity of air in circulation. When mines went deeper and became larger, mechanical ventilation became necessary and was first accomplished by steam-driven fans. These fans became more prevalent as furnaces were prohibited in underground mines, especially after the Avondale disaster in Pennsylvania in 1869 (Roy, 1876). Eventually, these fans were replaced by more powerful, electrically driven centrifugal fans in the 20<sup>th</sup> century. (Forbes, 1929; Redmayne, 1911).

As mines went deeper, underground explosions began to occur. The source of the new danger was a mysterious gas called firedamp that exploded violently when it came in contact with open lights. Persons working in the vicinity of such ignitions were often killed by the force of the explosion or burnt to death. Even though it was recognized in the 17<sup>th</sup> century that the buildup of this gas was the main cause of the underground coal mine explosions, there was no way to prevent this gas, known as methane, from entering the mine because it was continuously liberated from the coal seam. It was not until the 20<sup>th</sup> century that ventilation techniques would be used to control the levels of methane.

Conversely, coal dust was not recognized as a danger until the early 19<sup>th</sup> century (Redmayne, 1911; Lee, 1971). The health hazard from this dust was thought to be related to silica or silicosis. It was not until 1934 that coal dust was recognized as a cause of a progressive and fatal respiratory disease in Britain. It was 30 years later before coal dust would be officially recognized as a health hazard separate from silicosis in the United States through the Federal Coal Mine Health and Safety Act of 1969 (Lee, 1971). In the interim, ventilation

was not thought of as a means to control this dust. The application of water was the primary means to reduce airborne dust levels.

Up to and throughout the 20<sup>th</sup> century, mine explosions killed hundreds of miners at a time. Finally, the public outcry became loud enough in the United States that action was taken to form an agency that would investigate ways to make mining safer. While discussions of the formation of this new agency were ongoing, four large underground explosions occurred in a short time period: 361 coal miners were killed in Monongah, WV on December 6, 1907; 239 were killed 2 weeks later at Jacobs Creek, PA (Figures 1 & 2); 154 were killed at Marianna, PA, November 28, 1908; and 259 were killed at Cherry, IL, on November 13, 1909 (Kirk, 1996).

### December 19, 1907; Darr Mine, Jacobs Creek, Pa.; 239 Killed

*(From State inspector's report, 1907, pp. xviii-xxvii, 869-870)*

At 11:30 in the morning \* \* \* an awful rumbling followed by a loud report and a concussion that shook the nearby buildings was felt within a radius of several miles. The Darr mine was never deemed a very dangerous mine as it generated only a small percentage of gas and was worked with open lights. The explosion had \* \* \* terrific force \* \* \*. Progress by rescuers (fig. 4) was very slow owing to the fact that all the stoppings were blown out. \* \* \* Only one man escaped \* \* \*; he was on his way to the engine room for oil. \* \* \* The cause may have been the projection of flame into a gaseous and dusty atmosphere \* \* \* by an open light or a blown-out shot. \* \* \* The system of workings \* \* \* does not provide for efficient ventilation \* \* \*. We recommend \* \* \* the development on a four-entry system, \* \* \* that ventilation be controlled by overcasts instead of doors, \* \* \* that flameless explosives be used for all blasting, \* \* \* that competent shot firers \* \* \* prepare, charge, and fire the shots after workmen are out of the mine, \* \* \* that all stemming be with clay or other incombustible material, \* \* \* that a water system be installed for wetting and laying the dust, \* \* \* that all accumulations of dust be loaded out, \* \* \* that the mine be worked exclusively with locked safety lamps, \* \* \* that enough firebosses should be employed to make careful examinations of the mine \* \* \*, and that the mine foreman devote the whole of his time to his duties as described by law and maintain rigid discipline. \* \* \*

**Figure 1.** Historical summary of Jacobs Creek Mine disaster (Humphrey, 1960).

As a result of these explosions and fatalities, the U.S. Bureau of Mines (USBM) was formed on July 1, 1910. Part of the USBM mission was to investigate mine explosions, methods of mining that could enhance the safety of miners and prevent accidents, and methods that lead to the improvement of conditions under which mining operations were conducted (Kirk, 1996). The USBM conducted many research

investigations on underground coal mine ventilation, and this research continues today at the National Institute for Occupational Safety and Health (NIOSH) under the Centers for Disease Control, U.S. Department of Health and Human Services. This brief overview of research conducted by the Bureau of Mines until 1997 and subsequently by NIOSH gives a picture of how ventilation research has led to safer mining with fewer fatalities and injuries due to explosions and face ignitions. The research has been shaped by a commitment to make mining safer while providing ventilation techniques that complement current mining technology.

***“With great hopes for the success of the new USBM, Dr. Joseph A. Holmes (the first director of the USBM) enthusiastically took up the problem of the high mortality rate in U.S. mining and singled out its reduction as being the first major accomplishment that the USBM must achieve. Under his direction, significant progress was made in perfecting methods for saving lives in mine accidents and for lessening the dangers to which underground workers were exposed. Dr. Holmes authored the slogan “Safety First,” making it the watchword of the USBM mission.” (Kirk, 1996).***



**Figure 2.** Rescue workers at Darr-mine explosion, Jacobs Creek, PA., Dec. 19, 1907 (Humphrey, 1960).

### **USBM Coal Mine Ventilation Research from Inception through the 1940s**

Much of the early interest in mine ventilation research was related to a concern for the physical well-being of the miners who worked underground. The effects of dust and gases on the workers were understood and publicized, as were the impacts of temperature and humidity of the ventilating air. Guidelines were published on recommended air velocities at certain air temperatures and humidity levels to maximize the comfort of the miner. The cost of maintaining the air at these temperature and humidity levels and velocities was shown to be recouped through the increased productivity of the miner (Sayers and Surgeon, 1922). An early recommendation from the Bureau of Mines stated:

**“The quantity in cubic feet of pure intake air flowing per minute in any ventilation split should be at least equal to 100 times the number of men in that split.”**

This standard was based upon the need to provide a working environment that would promote the health and productivity of the worker. All of this was accomplished by focusing on improving the overall mine ventilation system.

***The USBM knew that canary birds collapsed in the presence of 0.2 to 0.3% carbon monoxide while no effects would be seen in members of the underground party. It was noted that the bird was quickly revived***

***when placed in better air.***

***Early federal regulations for mining coal on leased lands stipulated the airflow requirements, requiring 100 cfm for each miner underground and 500 cfm for each mule or horse underground. The measurement for determining if this requirement is met was to be made at the entry, crosscut, or break through nearest the face. Individual state regulations may vary (Harrington and Denny, 1938).***

The lack of adequate and efficient ventilation was recognized as the primary cause of gas ignitions in coal mines. It was believed that explosive gas did not accumulate in properly ventilated mines (Harrington and Denny, 1938). However, most of the early studies to reduce methane ignitions were based more on removing the sources of ignitions rather than improving ventilation. Three of the major sources of ignitions were:

- (1) Use of non-permissible explosives or the improper use of permissible explosives.
- (2) Improper installation, maintenance, or use of electrical equipment.
- (3) Use of open lights, and misuse of safety lamps.

Following the organization of the Bureau of Mines, acceptance and use of permissible explosives had a great effect on reducing the number of underground explosions. When the original tests on explosives were developed, very little was known about the mechanism of the ignition of methane-air mixtures. The Bureau considered this one of its most fundamental research problems. The first approach to solving this problem was to view it as a flame study, based upon the belief that the longer the flame and the longer the time it endured, the greater is the chance that such a flame would ignite flammable mixtures of gas and air. Further research during the 1920s studied the characteristics of the explosion process, such as the shock wave, gaseous products, types of flames involved and nature of ejected particles through methane and coal dust explosion testing, as shown in Figure 3 (Fieldner, 1950).



**Figure 3.** Explosion from the Experimental Mine at the USBM Bruceton Laboratory.

The danger of methane ignitions due to electrical sparks became an issue as more and more electrically powered equipment was introduced into mines. Because of this danger, the use of animal haulage or permissible storage-battery locomotives was recommended in other than pure intake air and the use of booster and auxiliary fans was discouraged (Harrington and Denny, 1938; Forbes and Ankeny, 1929). The Bureau of Mines recommended that booster or auxiliary fans not be used for supplying air to working faces (Forbes and Ankeny, 1929). Nevertheless, such fans were installed in gassy mines regardless of the hazards involved, sometimes with disastrous

consequences (Harrington and Denny, 1938). It was not until many years later that the Bureau of Mines enforced standards for permissible fans.

***It is ironic that fans or motors to be used underground were required to be permissible because according to the authors Harrington and Denny in 1938, there were no fans or motors that were certified as permissible. Additionally, MSHA records show that the first instance of a permissible fan occurs in 1947.***

Open lights were a source of ignition through the early 20<sup>th</sup> century. The development of safety lamps in the 1800s reduced the danger of an ignition due to the flame of an open light. However, for many years there remained a controversy about when it was necessary to use the “closed” versus the “open” lights. This classification was the precursor to nongassy and gassy mines, and often it was a question of whether a mine or part of a mine was gassy or had the potential to accumulate dangerous quantities of methane gas. Mines were referred to as open- or closed-light mines depending on the relative ignition hazard. Additionally, some argued that the flame safety lamp was an underground hazard since there was the potential to misuse the lamp. There were many documented cases of workers taking a safety lamp apart underground and attempting to relight them with matches (Tomlinson, 1944). Many explosions with loss of life were due to this practice. Ignitions due to open lights became less of a problem as permissible electrical lights became more prevalent and the flame safety lamp was delegated from a source of light to a means of methane detection.

The first guidelines for ventilation design were presented in 1929. These guidelines included recommended airway velocities, minimum volumes of air for a split, and the optimum amounts of intake air that should reach the face. It was recognized that a ventilation system would be adequate if the following guidelines were followed. Airway velocities were not to exceed 1800 fpm in smooth-lined airways, 800 fpm in normal ribbed entries, and 600 fpm in main haulage airways. The minimum velocity was to never fall below 200 fpm. The recommended minimum volume for a split of air was 10,000 cfm. The amount of intake air from the shaft that should reach the face was recommended to be 50%, although 80 – 85 % was stated to be more desirable and attainable through proper installation and construction of stoppings, doors, and overcasts (Forbes and Ankeny, 1929). The main focus of ventilation studies was on proper design of the overall ventilation system with emphasis on the proper construction and installation of stoppings, doors, and overcasts.

#### **USBM Coal Mine Ventilation Research from 1950 – 1970**

The period between 1950 and 1970 was an important turning point in mine ventilation research. Before 1950, procedures for improving face ventilation were based on actual operating conditions observed in underground coal mines. After 1950, many recommendations for improving face ventilation were based on controlled research experiments conducted in the laboratory and underground.

***A curious note was made during some mine observations concerning the supervision of the underground mine. It was noted that there was too much “laxity” in supervision of the night shift and the time periods during shift change. It was stated that this was proven by the fact that many explosions occurred during these times. For example, from January 9 to June 20, 1928 257 men were killed in six explosions which occurred during night shift or at around shift change (Forbes and Ankeny, 1929).***

During this time, both conventional and continuous mining methods were used underground, with continuous mining becoming more common. Each mining technique presented specific ventilation requirements for methane control. One of the first reports of this time period focused on the ventilation of a coal face undercut with a cutting machine, as shown in Figure 4. It stressed the importance of keeping

the line brattice close to the face in order to clear the kerf (undercut) of methane. For blowing brattice, this distance was no more than 5 ft from the face. This practice was emphasized as a way to prevent future explosions; by eliminating the methane, the possibility of explosions was removed (Stahl and Dodge, 1956).

***There was an erroneous belief at this time that methane should be allowed to buildup in the kerf. The premise was that this methane would build up to levels above the upper explosive limit (15%) for methane. Because the methane levels were so high, there could be no explosions. Bureau of Mines research proved this belief to be false. Research showed that the methane levels are higher at the back of the kerf, but become lower as one proceeds from the back of the kerf towards the face. These lower concentrations were not always higher than the upper explosive limit for methane. This meant that the possibility for explosion existed because a source of ignition from the cutting bar could occur at any location in the kerf. Therefore, it was recommended that the line brattice be kept within 5 ft of the face in order to properly remove the methane from the kerf (Stahl and Dodge, 1956).***



**Figure 4.** Jay boom cutter used in conventional mining.


The continuous miner machine changed coal mining. These new machines advanced working faces rapidly, generating coal production tonnages never before seen. However, using a continuous miner resulted in the release of large volumes of methane. Additionally, the large size of these mining machines made it difficult to get enough air to the face to adequately dilute the methane. It became necessary to conduct research to develop improvements in face ventilation techniques that could reduce the dangerously high methane concentrations that resulted from continuous mining. It was known that ventilation, in addition to water sprays, was important for dust control (Fieldner, 1950). However, most studies during this time focused on ventilation controls to remove methane liberated at the face.

The greatest problem was the challenge of providing sufficient quantities of air to the face. Significant losses in air quantity were known to occur between the last open crosscut and the face end of the curtain or tubing. Guidelines for installing line brattice systems were publicized by the USBM in the late 1920s. The guidelines stipulated that the line brattice be constructed from the crosscut to within 5 – 6 ft of the face in order to conduct the air into the room and allow it to sweep the face. The line brattice also should be made of fireproof canvas material secured to wooden posts, anchored at the roof and floor. The intake side of the line brattice should have a smaller, cross-sectional area than the return side in order to maintain higher intake velocities to correctly sweep the face of any gasses that appear. Additionally, it should be constructed as airtight as possible, thereby

reducing the explosion potential at the face (Forbes and Ankeny, 1929). Additional work recommended that more durable and less combustible materials be used to replace ordinary canvas or jute brattice and ventilation tubes or conduits. These recommendations were made to increase the life of these materials, as they could be destroyed by fire, fungus rot or acid mine water. Consideration of the use of plastics, fiber glass, and other ceramic materials was suggested (Fieldner, 1950).

Almost all other studies of this time period focused on face ventilation when using continuous miners. Some early recommendations for improved face ventilation included the following (Stahl, 1958; Schlick and Dalzell, 1963):

1. Line brattice is not effective to convey the proper amount of air directly to the face of a continuous miner place.
2. The liberation of methane varies considerably from location to location.
3. Using a blowing fan and tubing, as shown in Figure 5, to force air to the face is effective for removing methane. However, the rib where the airflow passes must be kept wet, or else more dust will be generated.



**Figure 5.** Auxiliary fan used to provide fresh air to the face.

4. Using an exhaust fan and tubing is effective for removing methane from the face, provided that the tubing is kept within 5 ft of the face.
5. A combination of blowing and exhausting fans works effectively under the following conditions:
  - a. The exhausting tubing should be located close to the face and inby the blowing tubing.
  - b. The blowing tubing should be located 20 ft or closer to the face but outby the exhaust tubing.
  - c. The two fans should not be balanced in order to allow airflow in the shuttle car entry.
6. The fans used for face ventilation should be permissible with the following guidelines:
  - a. Blowing fans should be installed on the intake side.
  - b. Exhausting fans should be installed on the return side.
  - c. The quantity of intake air available for face ventilation should be larger than the capacity of the fan.
7. A blowing fan with a Y-shaped duct with the duct ends on either side of the continuous miner terminating at the face is effective. The Y-shaped duct is used to direct the air to either side of the miner as needed.
8. Recirculation of air is not desirable.

- a. When operations are idle, line brattice should be used to ventilate the face.
- b. If the main ventilation current is disrupted, the face ventilation fans should be shutdown.

Other studies were completed to determine the ventilation properties of line brattice systems and ventilation tubing. These studies evaluated the friction and shock losses for the material types and installation methods of each type of ventilation system (Dalzell, 1966; Peluso, 1968).

***A USBM engineer compared the cost of using ventilation tubing with that of line brattice. He found that the life of the ventilation tubing was 10 times longer than the life of a brattice curtain. However, the cost of the ventilation tubing was not 10 times greater than the cost of the line brattice (Stahl, 1958).***

However, probably the most significant study completed during this time period was one that determined the airflow distribution patterns for both blowing and exhausting face ventilation systems using line brattice. Figure 6 (see Appendix) shows the airflow distribution patterns that have been established for blowing and exhausting face ventilation systems. This figure shows how the blowing face ventilation line brattice is effective for removing methane concentrations from the face. Additionally, the airflow patterns for the blowing system display the secondary eddies that occur during airflow, which are detrimental for dust control. It also shows the airflow patterns for the exhausting face ventilation system and corroborates the fact that the line brattice must be close to the face in order to remove methane effectively. By displaying the airflow patterns, the study demonstrated how the exhausting system becomes less effective as the curtain was moved further away from the face (Luxner, 1969).

#### **USBM Coal Mine Ventilation Research from 1970 – 1990**

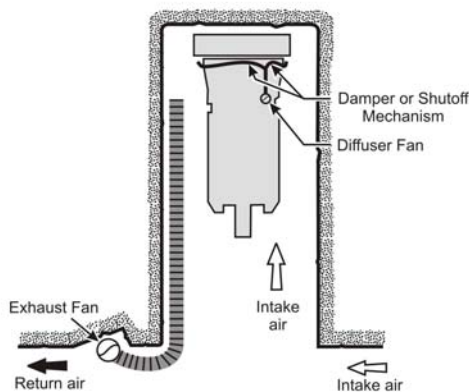
The Federal Coal Mine Health and Safety Act of 1969 had the most significant impact on face ventilation research. Prior face ventilation efforts were directed towards removing methane from the face. The new Act now added the burden of controlling respirable dust to the face ventilation systems. Mine operators now had to keep respirable dust below  $2.0 \text{ mg/m}^3$  in addition to keeping methane levels below 1%. Blowing face ventilation, which had been recommended as the best method for methane removal, was no longer the best method to use because of the high dust levels it liberated.

In order to maintain levels of respirable dust and methane at permissible levels, new recommendations were made for face ventilation. Blowing face ventilation was acceptable as long as the end of the curtain was kept outby the continuous miner operator. However, this required a waiver to allow the end of the curtain to be more than 10 ft from the face. This practice, though, would not do anything to reduce the dust levels to the shuttle car operator positioned outby the mouth of the blowing ventilation. The best practice recommended an exhausting line brattice system for face ventilation with the end of the curtain maintained within 10 ft of the face. Still, with this system there was the disadvantage of methane buildup at the opposite corner to the line brattice due to recirculation of air and the inability of the airflow to penetrate the off-curtain side corner. To overcome this disadvantage, a diffuser fan was mounted on a continuous miner with the fan's exhaust directed to the problematic corner. To operate this type of diffuser face ventilation system, the exhausting line brattice or vent tubing must be inby the diffuser intake, as shown in Figure 7 (Mundell, 1977).

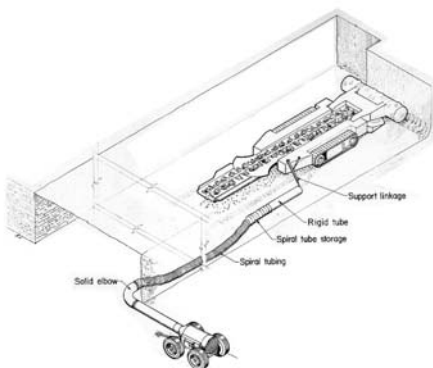
***The Federal Coal Mine Health and Safety Act of 1969 initially required a  $3.0 \text{ mg/m}^3$  limit for respirable coal dust, but decreased the limit to  $2.0 \text{ mg/m}^3$  three years after its enactment (Federal Coal Mine Health and Safety Act of 1969).***

Several studies were conducted to assess devices that would keep the line brattice within 10 ft of the face. Some studies examined the use of extensible line curtain and ventilation tubing systems. The

extensible line curtain, which was a device that allowed the line brattice curtain to be extended to the face without the miners having to go under unsupported roof, failed to gain acceptance because it was difficult to maintain and it led to air leakage problems. Extensible tubing systems, as shown in Figure 8, were extended either independently of the mining machine or by attaching the end of the tubing to the mining machine. This system, while more readily accepted by the industry, tended to obstruct face visibility and restrict mobility of the mining machine (Muldoon, 1982; Monaghan and Berry, 1976). The use of auxiliary tubing that could be extended from an auxiliary fan without moving the fan was also investigated. Initially, tests were conducted with auxiliary fans that had no tubing attached. For a 40-ft setback distance, these free standing fans delivered more air to the face than a blowing curtain (Goodman, et al., 1992). However, it would be difficult to use a free-standing fan during mining without interfering with the movement of equipment. These extensible systems were better suited for use with blowing ventilation and could be used to increase face airflow (Thimons, et al., 1999).



**Figure 7.** Diffuser fan with exhausting face ventilation system.



**Figure 8.** Extended vent tubing for ventilating continuous miner face.

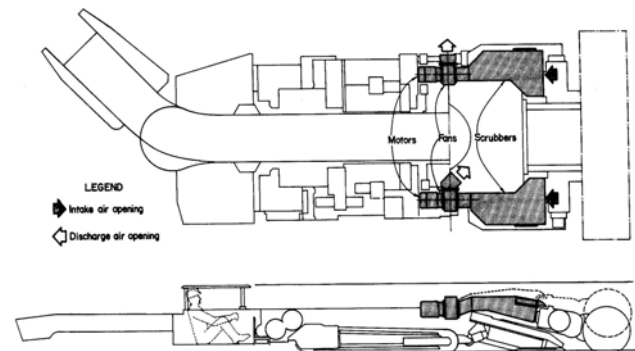
Other studies evaluated novel devices such as air curtains and sideboard devices to improve face ventilation. The use of an air curtain was evaluated as an extension of the line brattice curtain. The air curtain consisted of a thin, hollow pipe with holes perforated on the topside of its surface. This device was located on the continuous miner. When connected to a small centrifugal fan, air emanated from the perforated surface creating a curtain of air that flowed from the device to the roof. This device did reduce respirable dust

concentrations at the continuous miner operator position, but these reductions in concentrations did not justify the amount of effort to install and operate this system (Krisko, 1977). A sideboard device, which consisted of a 4 ft x 8 ft sheet of plywood mounted on a continuous miner, was also evaluated. This device was shown to be effective, but required the use of additional water sprays that were used to seal the open area between the sideboard device and the end-of-the-line brattice. This device never became widely used because the extra water required for proper operation could cause floor problems. Additionally, there was the disadvantage that the sideboard blocked the operator's view of the side of the continuous miner on which the device is mounted (Divers, et al., 1979).

Extensible brattice and tubing systems, air curtains, and sideboards did not meet with much success because they were generally more difficult to implement than existing systems. Additionally, variances allowing the line curtain to be greater than 10 ft from the face were easy to obtain as long as scrubber and arrays of directed water sprays (i.e., spray fans) were in place (Muldoon, et al., 1982). However, subsequent research dealing with flooded-bed dust scrubbers did yield successful results.

Face ventilation research continued on the use of scrubbers and on methods for improving exhausting line brattice systems. During this time, scrubbers were becoming more prevalent, as they were effective in reducing respirable dust levels while assisting the face ventilation system to ensure that methane levels were acceptable. Additionally, with U.S. Mine Safety and Health Administration (MSHA) approval, they allowed line brattice setback distances up to 20 ft. There was concern that recirculation of air caused by the scrubbers would lead to methane buildup at the face, which could potentially lead to explosions. A study demonstrated that recirculation of air did not create methane buildup as long as fresh air was maintained to the face. The airflow patterns of the fresh air at the face were influenced through the use of a scrubber, but the scrubber itself did not cause methane to buildup. Problems were only seen to occur when the scrubber was used and there was no fresh air provided to the face (Kissell and Bielicki, 1975).

Further research was conducted to determine the best duct discharge configuration with the scrubber systems for methane dilution with an exhausting line brattice. There were three optimal discharge configurations for a twin scrubber configuration, shown in Figure 9, with line brattice distances from the face varying from 5 – 20 ft. These configurations are, from lowest to highest methane removal efficiencies: left side perpendicular to the rib, right side 45° toward the face (looking towards the face); left side off (no flow), right side 45° toward the face; and left side 45° away from the face, right side 45° toward the face (Divers, et al., 1981).



**Figure 9.** Plan and side views of a twin scrubber layout on a continuous miner.

#### USBM Coal Mine Ventilation Research from 1990 – 2006

In the 1990s the number of mines using remotely controlled continuous mining machines increased. Operating a mining machine remotely enabled a machine operator to cut to depths greater than 20 ft without exposing workers to unsupported roof. Cutting depths of 35

to 50 ft were common on many mining sections. With deep cutting, worker exposure to airborne respirable dust generally decreased as work locations became further removed from the face. However, with the deeper cuts it was more difficult to maintain curtain or tubing setback distances. The result was that a large percentage of the air delivered to the end of the curtain or tubing did not reach the face (Thimons, et al., 1999). Consequently, face methane levels increased.

Research focused on the development of improved face ventilation techniques for deep cutting mining sections. In general, it was assumed that the amount of intake air supplied to a mining entry was sufficient to ventilate the face and maintain methane levels below 1%. Improvements in face ventilation would result if more of the available air could be delivered to the face. Two approaches were taken in researching techniques for ventilating deep cuts.

1. Maintain constant ventilation curtain/tubing setback distance (i.e., advance the curtain or tubing as the mining machine advanced).
2. Use auxiliary means to better utilize available intake air (i.e., use fans/scrubbers to improve ventilation effectiveness).

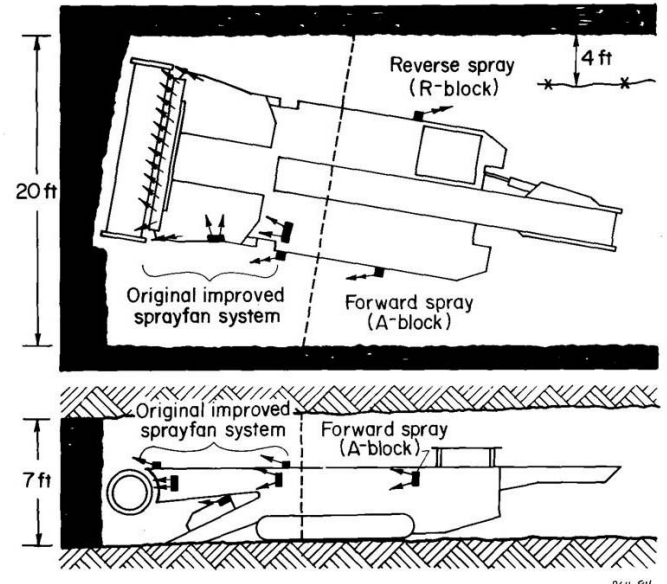
Earlier work showed that designs for extensible face ventilation systems did not work and could not be adapted to a deep-cut mining sequence. However, previous work with water sprays and scrubbers did show that they were effective for dust control, and, because they moved air, helped to dilute and remove methane liberated at the mining face (Volkwein, et al., 1985; Volkwein and Thimons, 1986). Tests evaluated how sprays and scrubbers might be used to improve airflow during deep cutting.

Scrubbers are effective in removing methane and respirable dust from the face for both blowing and exhausting face ventilation systems with the most effective methane removal occurring when using a blowing face ventilation system (Taylor, et al., 1996). For sections using blowing face ventilation systems with scrubbers, it is recommended that the airflow at the end-of-the-line curtain be equal to or greater than the scrubber capacity in order to prevent dust blowing by the scrubber inlets (Goodman, et al., 2000). Again, there was considerable concern that use of the scrubber might increase recirculation of air from the face, resulting in higher methane levels, especially if scrubber capacity was larger than the amount of intake air available. Early and subsequent testing showed no increase in methane due to scrubber use as long as the quantity of intake air delivered to the end of the curtain or tubing did not decrease (Kissell and Bielicki, 1975; Taylor et al., 1997). Any recirculation that did occur was more than offset by improved dilution of methane due to increased airflow created by the scrubber (Taylor, et al., 1997; Taylor, et al., 2006).

Water sprays, shown in Figure 10, are most effective in reducing respirable dust levels and their use can also improve dilution of methane within a couple feet of the face (Goodman, et al., 2000). Additional face flow is needed to move the gas away from the face and into the return airflow. As long as the water pressure is high enough, a system of directed sprays (i.e. spray fan) on the body of the mining machine can be particularly effective in moving methane gas from the immediate face area. Angled sprays (30° angle from perpendicular to face) directed towards the return side of the face were found to provide better methane removal than straight sprays (perpendicular to face) (Taylor, et al., 2006).

The combined use of angled water sprays and the machine-mounted dust scrubber can be most effective for diluting and removing methane gas from the face. However, it was found that respirable dust concentrations may not be reduced in the face area because the water sprays produce increased turbulence at the face, possibly resulting in excessive dust levels, which may produce dust rollback (Taylor and Zimmer, 2001). This is a phenomenon that results in the dust bypassing the scrubber inlets and moving over the continuous miner into the mining section. This problem can be eliminated by adding more water sprays above, below, and on the sides of the continuous miner boom. This configuration confines the dust cloud beneath the cutting boom allowing the scrubber inlets to remove the respirable

dust. The additional sprays allow the combined use of the scrubber and water sprays of the continuous miner to be effective at both removing methane and respirable dust (Goodman, et al., 2000).



**Figure 10.** Diagram showing location of water sprays on continuous miner.

### Summary

Clearly, significant progress has been made in face ventilation research since the beginning of the 20<sup>th</sup> century. This progress has resulted in improved worker health and safety. Specifically the research over the past century has led to lower respirable dust levels and fewer methane ignitions at the face, while production levels have increased from 2 – 3 tons per miner per day in the early 20<sup>th</sup> century for non-mechanized mining methods to 5 – 9 tons per miner per day in 1940 – 1950 when conventional mining was prevalent, and then to 13 – 15 tons per day from 1960 – 1980 when continuous mining displaced conventional mining as the preferred mining method (Energy Information Administration, 1991; U.S. Department of Interior, USGS, 1892 – 1921; U.S. Department of Interior, Bureau of Mines, 1932 – 1972). Most of the changes in the last century occurred following public demands for safer working conditions, new regulations requiring improved air quality, and changes in mining methods. The following four events that occurred in the 20<sup>th</sup> century had the greatest impact on the evolution of face ventilation systems:

1. Mine disasters/explosions that resulted in the creation of the USBM.
2. Increased productivity that resulted from changes in mining methods from non-mechanized to conventional and finally to continuous mining.
3. The enactment of the Federal Coal Mine Health and Safety Act of 1969.
4. The use of remotely operated continuous mining machines equipped with flooded bed scrubbers, which made deeper cutting possible.

The USBM provided the vehicle for researching new face ventilation techniques. Before developing the science of face ventilation, early research looked at ways to reduce explosions by removing sources of ignitions. When mechanization increased mining production rates, new ventilation techniques were needed to reduce methane concentrations. After the enactment of the Federal Coal Mine Health and Safety Act of 1969, ventilation systems had to be designed to control levels of methane and airborne dust, changing the recommended configuration of optimal face ventilation from a blowing system to an exhausting system. Machine-mounted water spray and scrubber systems were designed as auxiliary ventilation devices for

use with blowing and exhausting systems. The use of remotely controlling mining machines provided a challenge to maintaining face airflow during deeper cutting.

Current research shows that a general optimal face ventilation system may be either a blowing or an exhausting system that consists of a line brattice to guide air to the face. The distance of the end-of-the-line brattice to the face may vary anywhere from 10 – 40 ft. However, with these distances, water spray systems and scrubbers mounted on the continuous miner are essential to the face ventilation system to direct the air up to the face to dilute and remove methane and respirable dust. The specific details of a face ventilation system will vary between operations, as each mine has unique characteristics. These individual characteristics may influence the specific design of an optimal face ventilation system for that mine.

The research at NIOSH continues to find ways to improve the health and safety of underground miners by further reducing methane and dust levels at the face. Currently, the research emphasis is on timely recognition of factors that could result in harm to workers due to high dust or methane concentrations. Personal dust monitors that continuously give the wearer data regarding their dust exposure levels are being tested underground. Airflow and methane monitors that will respond more quickly to changes in airflow and methane concentrations at the face are being investigated. Future research will emphasize improving techniques for monitoring methane, dust, and airflow at the mining face. Based upon airflow, dust, and methane data obtained from NIOSH laboratory studies, computer-based ventilation models will be developed to improve face ventilation systems. An important goal of this research will be to provide individual workers with techniques and tools for evaluating current ventilation requirements and designing new ventilation systems for future needs.

#### References

Chilton, J.E., Taylor, C.D., Hall, E.E., and Timko, R.J., 2006, "Effect of Water Sprays on Airflow Movement and Methane Dilution at the Working Face," *Proceedings of the 11<sup>th</sup> U.S./North American Mine Ventilation Symposium*, University Park, PA, June 5-7, 2006. Mutmansky, J.M., Ramani, R.V., eds., pp. 401-406.

Dalzell, R.W., 1966, "Face Ventilation in Underground Bituminous Coal Mines, Performance Characteristics of Common Jute Line Brattice." U.S. Bureau of Mines Report of Investigations 6725, pp. 29.

Divers, E.F., LaScola, J.C., and Hundman, G.J., 1981, "New Twin Scrubber Installation for Continuous Mining Machines." U.S. Bureau of Mines Technical Progress Report 112, pp. 10.

Divers, E.F., LaScola, J.C., and Kissell, F.N., 1979, "Sideboard Device for Improved Face Ventilation in Coal Mines." U.S. Bureau of Mines Technical Progress Report 108, pp. 10.

Energy Information Administration, 1991, *Coal Production 1990*.

Federal Coal Mine Health and Safety Act of 1969, Public Law 91-173, 91<sup>st</sup> Congress, S. 2917, Washington, D.C.: December 1969.

Fieldner, A.C., 1950, "Achievements in Mine Safety Research and Problems Yet to be Solved." U.S. Bureau of Mines Information Circular 7573, pp. 31.

Forbes, J.J., and Ankeny, M.J., 1929, "Some Phases of Coal-Mine Ventilation." U.S. Bureau of Mines Information Circular 6126, pp.18.

Goodman, G.V.R., Taylor, C.D., Colinet, J.F., and Thimons, E.D., 2000, "NIOSH Research for Controlling Respirable Dust and Methane Gas on Continuous Miner Faces," *Proceedings of the 12<sup>th</sup> International Conference on Coal Research*, Sandton, Republic of South Africa, September 12-15, 2000, Johannesburg, South Africa: South Africa Institute of Mining and Metallurgy, pp. 151-154.

Goodman, G.V.R., Taylor, C.D., and Thimons, E.D., 1992, "Jet Fan Ventilation in Very Deep Cuts –A Preliminary Analysis." U.S. Bureau of Mines Report of Investigations 9399.

Harrington, D. and Denny, E.H., 1938, "Some Observations on Coal-Mine Fans and Coal-Mine Ventilation." U.S. Bureau of Mines Information Circular 7032, pp. 20.

Humphrey, H.B., 1960, "Historical Summary of Coal-Mine Explosions in the United States, 1810-1958." U.S. Bureau of Mines Bulletin 586.

Kirk, W.S., 1996, "The History of the Bureau of Mines." U.S. Bureau of Mines Minerals Yearbook 1994.

Kissell, F.N., and Bielicki, R.J., 1975, "Methane Buildup Hazards Caused by Dust Scrubber Recirculation at Coal Mine Working Faces, A Preliminary Estimate." U.S. Bureau of Mines Report of Investigations 8015, pp. 25.

Krisko, W.J., 1977, "Evaluation of the Use of Air Curtains to Increase Face Ventilation." U.S. Bureau of Mines Open File Report 157-77.

Lee, D.H.K., 1971, "Historical Aspects," *Pulmonary Reactions to Coal Dust*, Key, M., Kerr, L., and Bundy, M. eds., Academic Press, pp. 86-94.

Luxner, J.V., 1969, "Face Ventilation in Underground Bituminous Coal Mines, Airflow and Methane Distribution Patterns in Immediate Face Area-Line Brattice." U.S. Bureau of Mines Report of Investigations 7223, pp. 16.

Monaghan, D.A., and Berry, D.R., 1976, "Extensible Face Ventilation Systems – Duct and Brattice." U.S. Bureau of Mines Open File Report 48-77, pp. 205.

Muldoon, T., Bartlett, P., and Schroeder, W., 1982, "Improving Check Curtains, Line Curtains, and Extensible Face Ventilation Systems." U.S. Bureau of Mines Open File Report 113-83, pp. 112.

Mundell, R.L., 1977, "Blowing Versus Exhausting Face Ventilation for Respirable Dust Control on Continuous Mining Sections." Mining Enforcement and Safety Administration Informational Report 1059, pp. 11.

Peluso, R.G., 1968, "Face Ventilation in Underground Bituminous Coal Mines, Airflow Characteristics of Flexible Spiral-Reinforced Ventilation Tubing." U.S. Bureau of Mines Report of Investigations 7085, pp. 13..

Redmayne, R.A.S., 1911, *Modern Practice in Mining, Vol. IV, The Ventilation of Mines*, Longmans, Green and Co., pp. 231.

Roy, A., 1876, *The Coal Mines; Containing a Description of the Various Systems of Working and Ventilating Mines, Together with a Sketch of the Principal Coal Regions of the Globe, Including Statistics of Coal Production*, Robison, Savage, and Co., Printers and Stationers.

Sayers, R.R. and Surgeon, P.A. 1922, "Underground Hygiene and Sanitation." U.S. Bureau of Mines Report of Investigations 2391, pp. 11.

Schlick, D.P., and Dalzell, R.W., 1963, "Ventilation of Continuous-miner Places in Coal Mines." U.S. Bureau of Mines Information Circular 8161, pp. 18.

Stahl, R.W., 1958, "Auxiliary Ventilation of Continuous Miner Places." U.S. Bureau of Mines Report of Investigations 5414, pp. 16.

Stahl, R.W., and Dodge, C.H., 1956, "Methane Buildup During Cutting and Continuous Mining Operations." U.S. Bureau of Mines Report of Investigations 5288, pp. 22.

Taylor, C.D., Chilton, J.E., Hall, E.E., and Timko, R.J., 2006, "Effect of Scrubber Operation on Airflow and Methane Patterns at the Mining Face," *Proceedings of the 11<sup>th</sup> U.S./North American Mine*

- Ventilation Symposium*, University Park, PA, June 5-7, 2006. Mutmansky, J.M., Ramani, R.V., eds., pp. 393-399.
- Taylor, C., Rider, J., and Thimons, E., 1996, "Changes in Face Methane Concentrations Using High Capacity Scrubbers with Exhausting and Blowing Ventilation," *Pre-Print 96-167*, *Society for Mining, Metallurgy, and Exploration Annual Meeting*, March 11-14, 1996, Phoenix, AZ, pp. 5.
- Taylor, C., Rider, J., and Thimons, E., 1997, "Impact of Unbalanced Intake and Scrubber Flows on Face Methane Concentrations," *Proceedings of the 6<sup>th</sup> International Mine Ventilation Congress*, May 17-22, 1997, Pittsburgh, PA., pp. 169-172.
- Taylor, C., and Zimmer, J.A., 2001, "Effects of Water Sprays and Scrubber Exhaust on Face Methane Concentrations," *Proceedings of the 7<sup>th</sup> International Mine Ventilation Congress*, June 17-22, 2001, Crakow, Poland, Wasilewski, S. Eds., pp. 465-470.
- Thimons, E.D., Taylor, C.D., and Zimmer, J.A., 1999, "Ventilating the Box Cut of a Two-Pass 40 ft Extended Cut," *Journal of the Mine Ventilation Society of South Africa*, Vol. 52, No. 3, pp. 108-115.
- Tomlinson, W.H., 1944, "Use of Misuse of Flame Safety Lamps," U.S. Bureau of Mines Information Circular 7271.
- U.S. Department of the Interior, 1930-1970, *Minerals Yearbook*, U.S. Bureau of Mines.
- U.S. Department of the Interior, 1890-1918, *Mineral Resources of the United States*, U.S. Geological Survey.
- Volkwein, J.C., Ruggieri, S.K., McGlothlin, C., and Kissell, F.N. 1985, "Exhaust Ventilation of Deep Cuts Using a Continuous Mining Machine." U.S. Bureau of Mines Report of Investigations 8992, pp. 16.
- Volkwein, J.C., and Thimons, E.D., 1986, "Extended Advance of Continuous Miner Successfully Ventilated with a Scrubber in a Blowing Section." *PrePrint 86-308*, *Society of Mining Engineers Fall Meeting*, Sept. 7-10, 1986, St. Louis, MO, pp. 4.



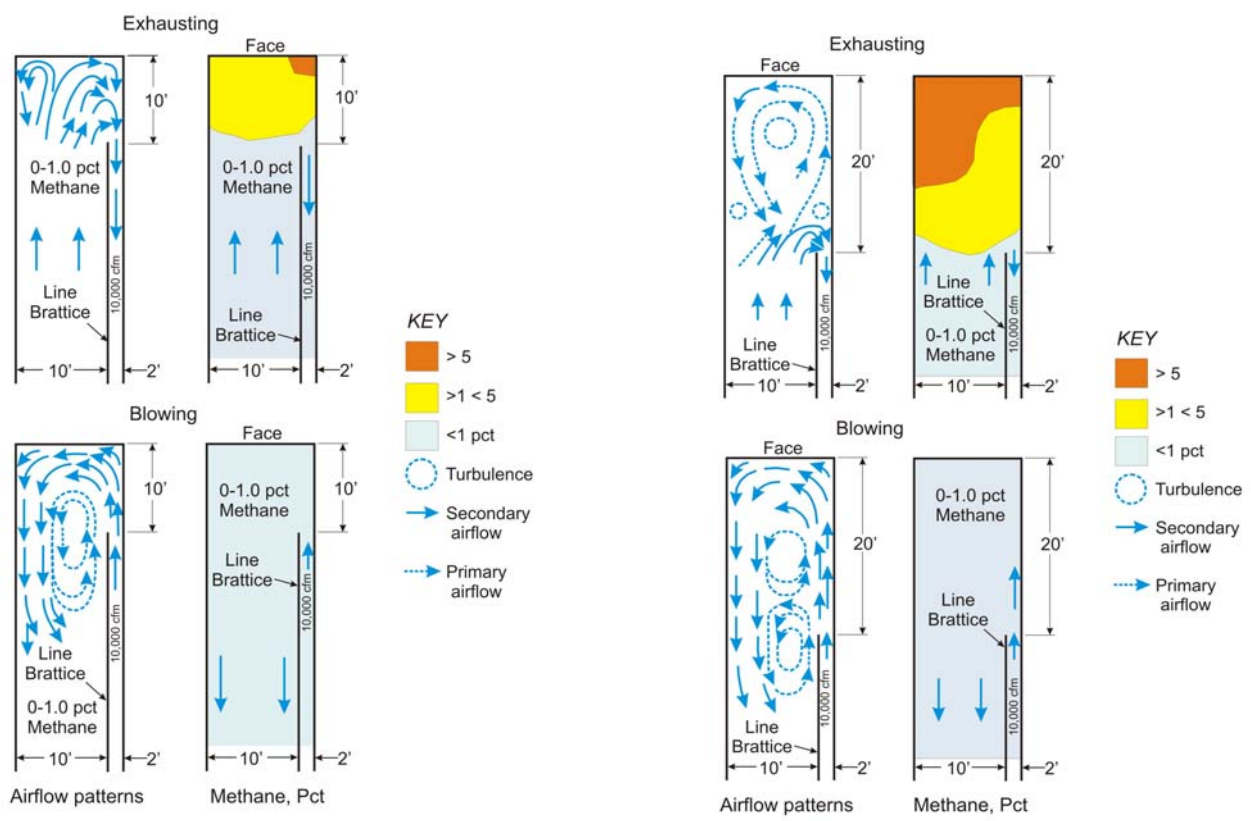


Figure 6. Airflow patterns for blowing and exhausting face ventilation systems.