

Coronavirus Disease 2019 (COVID-19)

CDC > Coronavirus Disease 2019 (COVID-19) > Cases & Surveillance



- Coronavirus Disease 2019 (COVID-19)
- Symptoms & Testing +
- Prevent Getting Sick +
- Daily Life & Coping +
- If You Are Sick +
- People Who Need Extra Precautions +
- Frequently Asked Questions
- Travel +
- Cases & Surveillance -**
- COVIDView Weekly Summary +
- Cases in the US**
- Testing in the US
- World Map
- Situation Summary
- CDC in Action
- FAQ Data and Surveillance
- Schools, Workplaces & Community Locations +
- Healthcare Professionals +
- Health Departments +
- Laboratories +
- Communication Resources +

Get Email Updates

To receive email updates about COVID-19, enter your email address:

[What's this?](#)

Cases in U.S.

Other Languages ▾

Updated April 10, 2020

This page will be updated daily. Numbers close out at 4 p.m. the day before reporting.

On Saturday and Sunday, the numbers in [COVID-19: U.S. at a Glance](#) will be updated. These numbers are preliminary and have not been confirmed by state and territorial health departments. CDC will update weekend numbers the following Monday to reflect health department updates.

New Data Available: CDC publishes COVIDView: a weekly surveillance summary of U.S. COVID-19 activity.

CDC is responding to an outbreak of respiratory illness caused by a novel (new) coronavirus. The outbreak first started in Wuhan, China, but cases have been identified in a growing number of other [locations internationally](#), including the United States. In addition to CDC, [many public health laboratories are now testing for the virus that causes COVID-19](#).

COVID-19: U.S. at a Glance*†

- Total cases: 459,165
- Total deaths: 16,570
- Jurisdictions reporting cases: 55 (50 states, District of Columbia, Guam, Puerto Rico, the Northern Mariana Islands, and the U.S. Virgin Islands)

* Data include both confirmed and presumptive positive cases of COVID-19 reported to CDC or tested at CDC since January 21, 2020, with the exception of testing results for persons repatriated to the United States from Wuhan, China and Japan. State and local public health departments are now testing and publicly reporting their cases. In the event of a discrepancy between CDC cases and cases reported by state and local public health officials, data reported by states should be considered the most up to date.

† Numbers updated Saturday and Sunday are not confirmed by state and territorial health departments. These numbers will be modified when numbers are updated on Monday.

New Weekly COVID-19 Surveillance Report

[New Cases, Surveillance & Data Webpage](#)

[New COVIDView](#)

A weekly surveillance summary of U.S. COVID-19 activity. The report summarizes and interprets key indicators including information related to COVID-19 outpatient visits, emergency department visits, hospitalizations and deaths, as well as laboratory data.


[COVIDView](#)

Hospitalizations

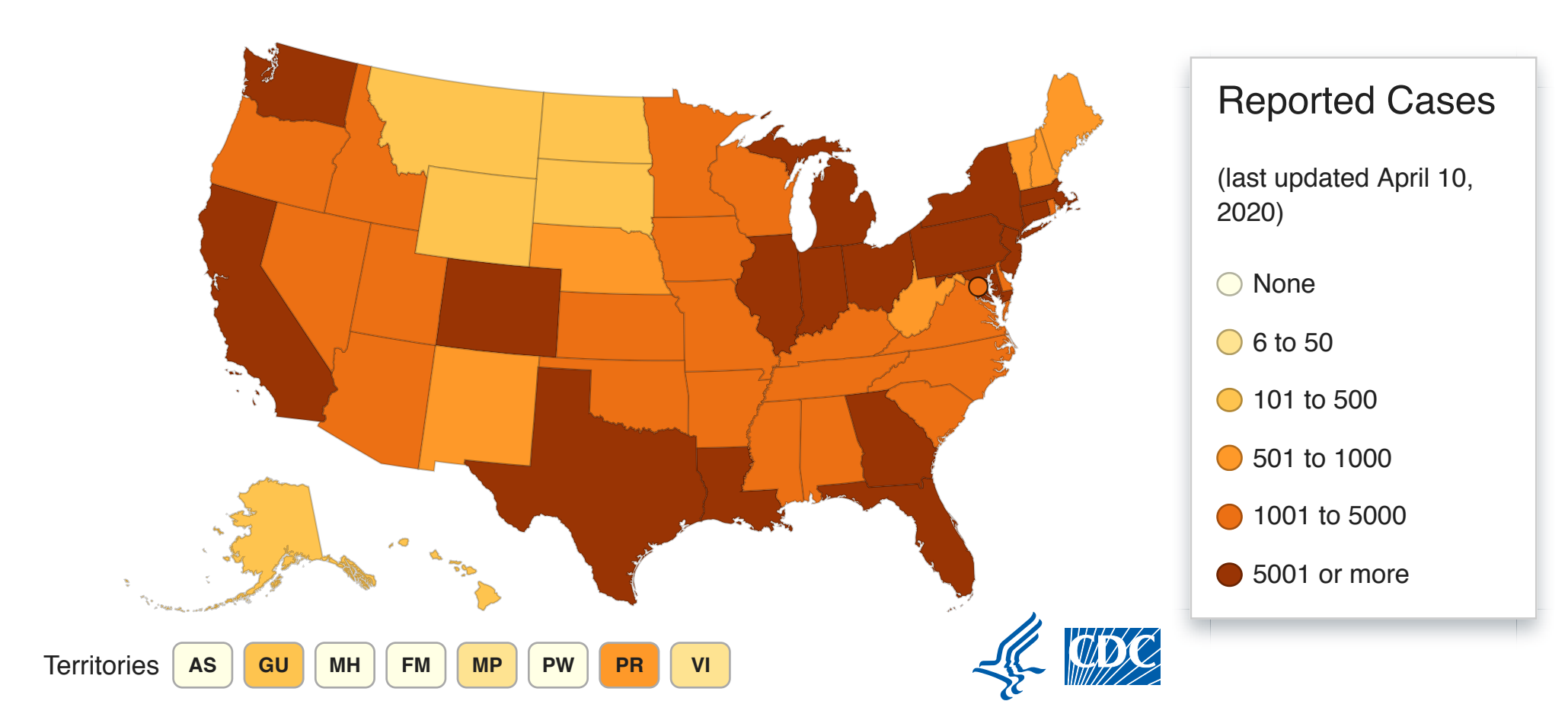
[U.S. COVID-19 lab-confirmed hospitalizations for all ages.](#)

Mortality

[Provisional Death Counts for COVID-19 and pneumonia.](#)



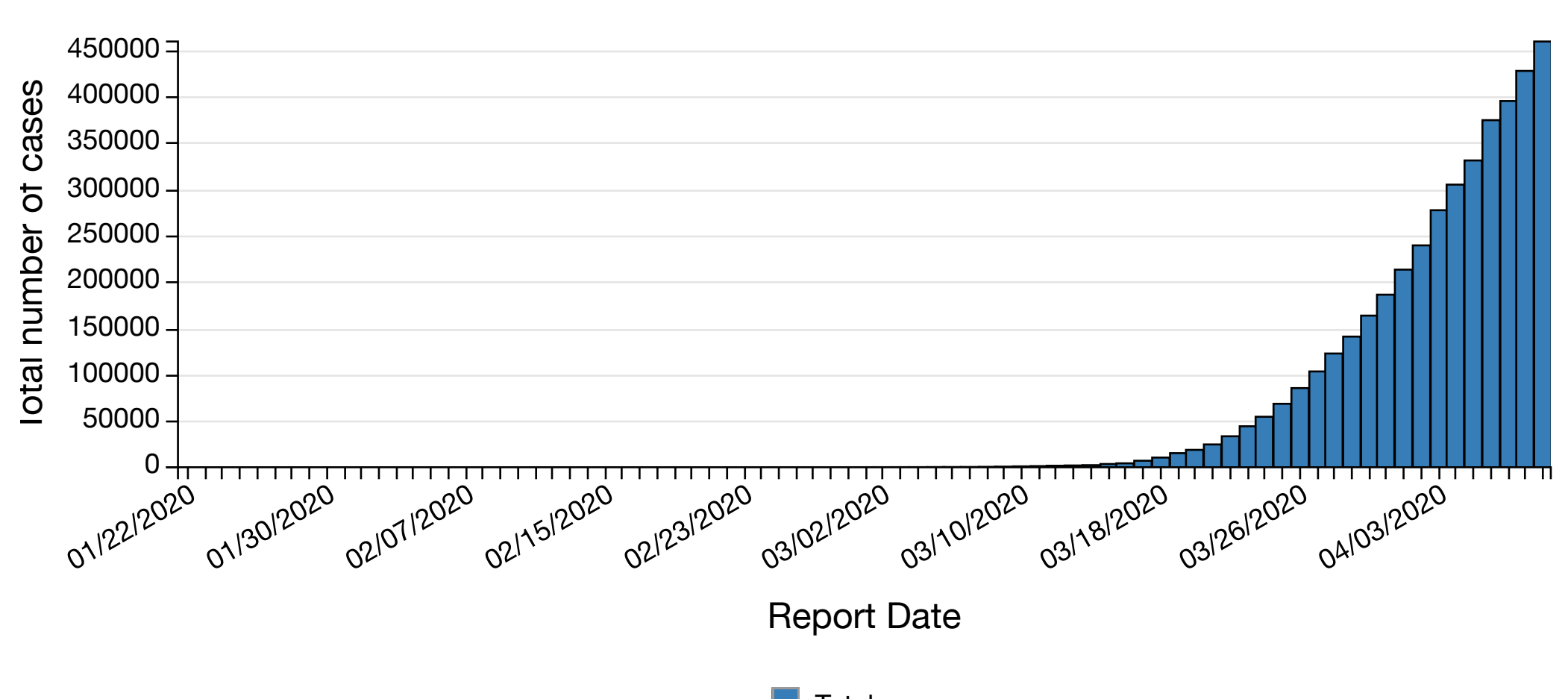
States Reporting Cases of COVID-19 to CDC*



* Data include both confirmed and presumptive positive cases of COVID-19 reported to CDC or tested at CDC since January 21, 2020, with the exception of testing results for persons repatriated to the United States from Wuhan, China and Japan. State and local public health departments are now testing and publicly reporting their cases. In the event of a discrepancy between CDC cases and cases reported by state and local public health officials, data reported by states should be considered the most up to date.

† Self-reported by health department characterizing the level of community transmission in their jurisdiction as: "Yes, widespread" (defined as: widespread community transmission across several geographical areas); "Yes, defined area(s)" (defined as: distinct clusters of cases in a, or a few, defined geographical area(s)); "Undetermined" (defined as: 1 or more cases but not classified as "Yes" to community transmission); or "N/A" (defined as: no cases).

Cumulative total number of COVID-19 cases in the United States by report date, January 12, 2020 to April 9, 2020, at 4pm ET (n=459,165)*†



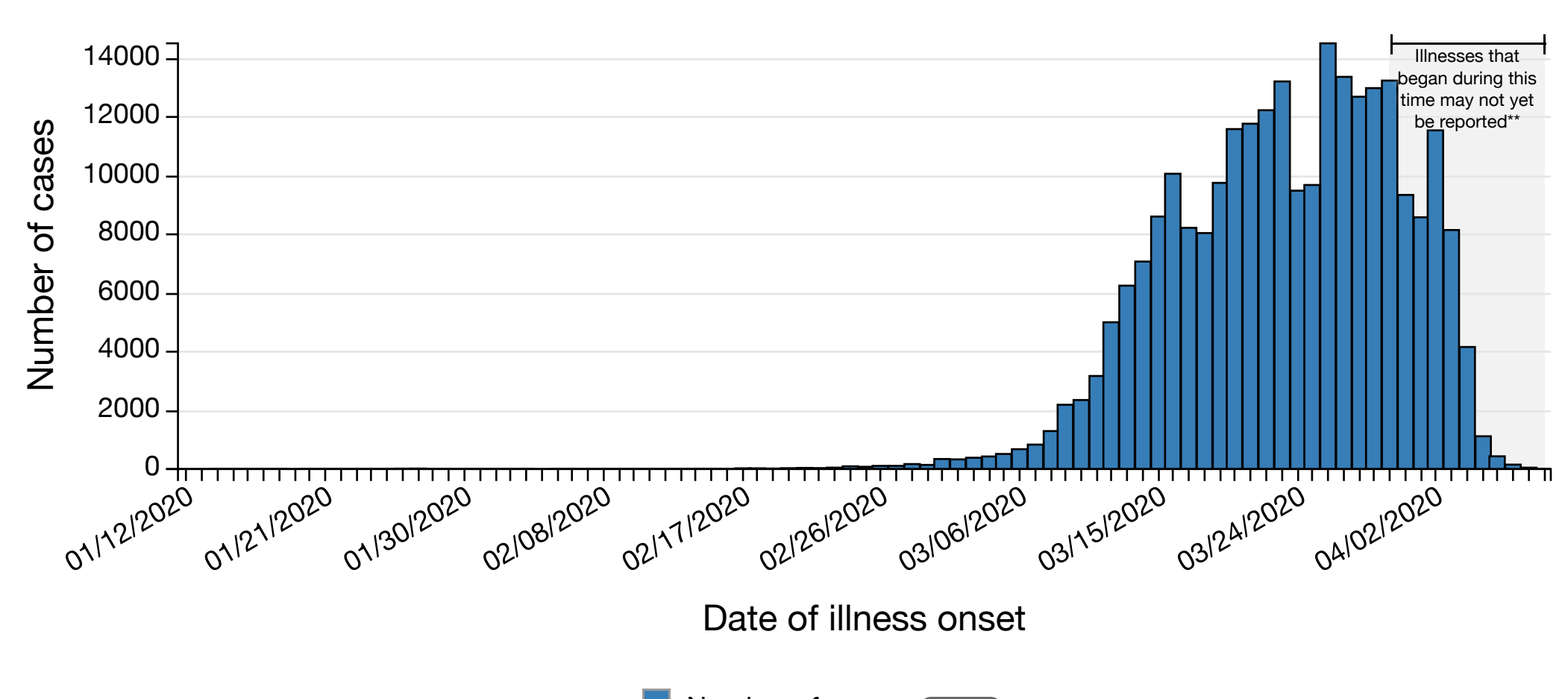
Total number of COVID-19 cases in the United States by date reported							
	01/22/2020	01/23/2020	01/24/2020	01/25/2020	01/26/2020	01/27/2020	01/28/2020
Total	1	1	2	2	5	5	5

Scroll for additional info

* Does not include cases among persons repatriated to the United States from Wuhan, China and Japan.

† Numbers updated Saturday and Sunday are not confirmed by state and territorial health departments. These numbers may be updated when the official numbers are provided on Monday.

COVID-19 cases in the United States by date of illness onset, January 12, 2020, to April 9, 2020, at 4pm ET (n=254,596)*



COVID-19 cases in the United States by date of illness onset						
	01/12/2020	01/13/2020	01/14/2020	01/15/2020	01/16/2020	01/17/2020
Number of cases	0	0	4	2	1	1

Scroll for additional info

Region Name	Start Date	End Date
Illnesses that began during this time may not yet be reported**	03/30/2020	04/09/2020

* Does not include cases among persons repatriated to the United States from Wuhan, China and Japan, or U.S.-identified cases where the date of illness onset or specimen collection date has not yet been reported. Date is calculated as illness onset date if known. If not, an estimated illness onset date was calculated using specimen collection date.

Note: On March 24, CDC updated the data included in this figure to include estimated illness onset date.

Cases of COVID-19 Reported in the US, by Source of Exposure*†

Travel-related	2,138
Close contact	10,956
Under investigation	446,071
Total cases	459,165

* Data include both confirmed and presumptive positive cases of COVID-19 reported to CDC or tested at CDC since January 21, 2020, with the exception of testing results for persons repatriated to the United States from Wuhan, China and Japan. State and local public health departments are now testing and publicly reporting their cases. In the event of a discrepancy between CDC cases and cases reported by state and local public health officials, data reported by states should be considered the most up to date.

† CDC is no longer reporting the number of persons under investigation (PUIs) that have been tested, as well as PUIs that have tested negative. Now that states are testing and reporting their own results, CDC's numbers are not representative of all testing being done nationwide.

Related Pages

- [Testing in the U.S.](#)
- [Confirmed COVID-19 Cases Global Map](#)
- [About Coronavirus Disease 2019 \(COVID-19\)](#)
- [Information for Healthcare Professionals](#)
- [Guidance for Travelers](#)
- [Situation Summary](#)

[Top of Page](#)

Page last reviewed: April 10, 2020
 Content source: National Center for Immunization and Respiratory Diseases (NCIRD), Division of Viral Diseases

HAVE QUESTIONS?
 Visit CDC-INFO
 Call 800-232-4636
 Email CDC-INFO
 Open 24/7

CDC INFORMATION
 About CDC
 Jobs
 Funding
 Policies
 File Viewers & Players

Privacy
 FOIA
 No Fear Act
 OIG
 Nondiscrimination
 Accessibility

CONNECT WITH CDC