



# HHS Public Access

Author manuscript

*J Occup Environ Hyg.* Author manuscript; available in PMC 2020 July 01.

Published in final edited form as:

*J Occup Environ Hyg.* 2019 July ; 16(7): 477–488. doi:10.1080/15459624.2019.1609004.

## Assessment of spray polyurethane foam workers exposure to organophosphate flame retardants through measures in air, hand wipes and urine

Cheryl Fairfield Estill<sup>1</sup>, Jonathan Slone<sup>2</sup>, Alexander C. Mayer<sup>2</sup>, Kaitlyn Phillips<sup>2</sup>, John Lu<sup>1</sup>, I-Chen Chen<sup>1</sup>, Annette Christianson<sup>1</sup>, Robert Streicher<sup>1</sup>, Mark J. La Guardia<sup>3</sup>, Nayana Jayatilaka<sup>4</sup>, Maria Ospina<sup>4</sup>, Antonia M. Calafat<sup>4</sup>

<sup>1</sup>National Institute for Occupational Safety and Health (NIOSH)

<sup>2</sup>RCS Corporation

<sup>3</sup>Virginia Institute of Marine Science, College of William & Mary

<sup>4</sup>National Center for Environmental Health, Centers for, Disease Control and Prevention

### Abstract

Tris(1-chloro-2-propyl) phosphate (TCPP, also referenced as TCIPP), a flame retardant used in spray polyurethane foam insulation, increases cell toxicity and affects fetal development. Spray polyurethane foam workers have the potential to be exposed to TCPP during application. In this study, we determined exposure to TCPP and concentrations of the urinary biomarker bis(1-chloro-2-propyl) phosphate (BCPP) among 29 spray polyurethane foam workers over two work days. Work was conducted at residential or commercial facilities using both open-cell (low density) and closed-cell (high density) foam. Study participants provided two personal air samples (Day 1 and Day 2), two hand wipe samples (Pre-shift Day 2 and Post-shift Day 2), and two spot urine samples (Pre-shift Day 1 and Post-shift Day 2). Bulk samples of cured spray foam were also analyzed. Sprayers were found to have significantly higher TCPP geometric mean (GM) concentration in personal air samples ( $87.1 \mu\text{g}/\text{m}^3$ ), compared to helpers ( $30.2 \mu\text{g}/\text{m}^3$ ;  $p = 0.025$ ). A statistically significant difference was observed between TCPP pre- and post-shift hand wipe GM concentrations ( $p = 0.004$ ). Specifically, TCPP GM concentration in post-shift hand wipe samples of helpers (106,000 ng/sample) was significantly greater than pre-shift (27,300 ng/sample;  $p < 0.001$ ). The GM concentration of the urinary biomarker BCPP ( $23.8 \mu\text{g}/\text{g}$  creatinine) was notably higher than the adult male general population ( $0.159 \mu\text{g}/\text{g}$  creatinine,  $p < 0.001$ ). Urinary BCPP GM concentration increased significantly from Pre-shift Day 1 to Post-shift Day 2 for sprayers ( $p = 0.013$ ) and helpers ( $p = 0.009$ ). Among bulk samples, cured open-cell foam had a TCPP GM concentration of 9.23% by weight while closed-cell foam was 1.68%. Overall, post-shift BCPP urine concentrations were observed to be associated with TCPP air and hand wipe concentrations, and job position (sprayer versus helper). Spray polyurethane foam workers should wear personal protective equipment including air-supplied respirators, coveralls, and gloves during application.

**Correspondence to:** Cheryl Fairfield Estill, Ph.D., PE, Division of Surveillance, Hazard Evaluations, and Field Studies, National Institute for Occupational Safety and Health, 1090 Tusculum Ave, MS R-14, Cincinnati, OH 45226, (work) 513.841-4476, (fax) 513.841-4486, CLF4@cdc.gov.

## Keywords

exposure assessment; organophosphate flame retardants (OFRs); sprayers; spray polyurethane foam (SPF); TCPP (TCIPP); TDCPP

---

## INTRODUCTION

This study is an analysis of one industry as part of a larger study measuring flame retardants across multiple industries. Specifically, this analysis focused on spray polyurethane foam (SPF) application and tris(1-chloro-2-propyl) phosphate (TCPP, also referred to as TCIPP), an additive flame retardant used primarily in rigid and soft polyurethane foams.<sup>(1)</sup> At room temperature, TCPP (CAS number 13675–84-5) is a clear, colorless liquid with low vapor pressure and is considered semi volatile.<sup>(2)</sup>

TCPP was first commercially used in the 1960s, and has been used as a replacement for tris(2-chloroethyl) phosphate (TCEP), a chemical labeled as a carcinogen.<sup>(3)</sup> TCPP has been used to retard flame formation in furniture foams<sup>(4)</sup> and SPF insulation. TCPP is used in SPF because it is not a known carcinogen and, compared to TCEP, more stable in the presence of water and amine catalysts, an important factor for increasing shelf life of the spray.<sup>(5)</sup> In spray foams used for insulation, TCPP concentration contributes up to 12% of the total by weight.<sup>(6)</sup>

The SPF consists of two liquid parts, A and B. Side A is polymeric methylene diphenyl diisocyanate, and side B is a combination of polyol, blowing agents, catalysts, and flame retardants, including TCPP. For application, Sides A and B are heated and combined in a 1:1 ratio at 1000–1500 pounds per square inch (psi) to form a solid polyurethane foam.<sup>(7)</sup> There are two densities of SPF: open-cell and closed-cell. Open-cell uses water as a blowing agent and has a lower density, while closed-cell has a higher density.<sup>(7)</sup> Open-cell spray foam generally has higher concentrations of TCPP compared to closed-cell foam.<sup>(6)</sup>

Organophosphate flame retardants such as TCEP and tris(1,3-dichloro-2-propyl) phosphate (TDCPP), similar in structure to TCPP, are listed in California prop 65 as carcinogenic.<sup>(8, 9)</sup> At high concentrations, TCPP may affect development in chicken embryos<sup>(10)</sup> and has been shown to be toxic to human cells.<sup>(11, 12)</sup> A study investigating the effects of some (TDCPP, triphenyl phosphate, and isopropyl phenol phosphate) organophosphate flame retardants on reproduction found low-level urinary biomarkers to be associated with adverse reproductive effects.<sup>(13)</sup> TCPP is persistent in the environment and absorbed through the skin.<sup>(6)</sup> In an *in vitro* dermal absorption study, 2.3–32.8% of the applied dose of TCPP was absorbed through the skin.<sup>(9)</sup> In another study, 25% of an applied dose of TCPP to *ex vivo* skin was absorbed after 24-hr exposure.<sup>(14)</sup> There is limited information available on the metabolism of TCPP in humans and the elimination half-life has not been reported.<sup>(15, 16)</sup> TCPP is rapidly metabolized<sup>(9)</sup> in fish and rats, though it can accumulate in the liver of rats.<sup>(17)</sup> An *in vitro* study in herring gulls confirmed a rapid depletion rate.<sup>(18)</sup>

Occupational and residential studies have been conducted to evaluate TCPP exposures. These studies collected indoor air samples in households, offices, and industries, reporting

relatively low concentrations in air ( $< 0.26 \mu\text{g}/\text{m}^3$ ).<sup>(19, 20)</sup> More specific to SPF application, several studies have taken area air samples and found TCPP concentrations ranging from  $20 \mu\text{g}/\text{m}^3$  to  $110 \mu\text{g}/\text{m}^3$ .<sup>(7, 21, 22)</sup> Bello et al. found personal TCPP air concentrations during SPF application were much higher (geometric mean,  $\text{GM}=295 \mu\text{g}/\text{m}^3$ ) than previously reported.<sup>(23)</sup>

TCPP hand wipe samples have been collected in previous studies, but both sampling methods and concentrations have varied widely. Hand wipe samples taken during a study examining flame retardants in various industries found TCPP concentrations ranged from  $0.1\text{--}1.3 \text{ ng}/\text{cm}^2$ .<sup>(24)</sup> Hand wipe samples taken at gymnastic facilities resulted in TCPP concentrations ranging from below the limit of detection (LOD) to  $97.4 \text{ ng}$  per sample.<sup>(25)</sup> An additional study analyzed hand wipe samples from children and found TCPP concentrations ranged from below LOD to  $530 \text{ ng}$  per sample.<sup>(26)</sup> Bello et al. used a glove dosimeter and reported TCPP GM concentration of  $18,800,000 \text{ ng}/\text{pair}$  of gloves.<sup>(23)</sup>

Concentrations of bis(1-chloro-2-propyl) phosphate (BCPP), a TCPP metabolite, appear to be higher for SPF workers compared to other populations, as Bello et al. reported a BCPP GM urinary concentration of  $2.9 \mu\text{g}/\text{g}$  creatinine (cr). By comparison, the GM urinary concentration of BCPP was  $0.200 \mu\text{g}/\text{g}$  cr for the U.S. population and  $0.159 \mu\text{g}/\text{g}$  cr for the U.S. adult male population.<sup>(27)</sup> An occupational study evaluating aircraft technicians found their BCPP concentrations to be between  $0.1$  and  $0.3 \mu\text{g}/\text{g}$  cr.<sup>(28)</sup>

Compared to the other industries, potential exposure to TCPP is likely much higher for SPF workers due to the high-pressure application method that aerosolizes spray foam components. There is a need for evaluation of hand wipe and personal air exposures during SPF application, and to assess the effectiveness of personal protective equipment (PPE). We sought to determine exposure levels to select organophosphate flame retardants among SPF workers by monitoring air, hand wipes, and urine while also evaluating exposure-modifying factors.

## METHODS

Six SPF companies were recruited within the construction industry. The goal was to recruit 30 workers from three companies, but most companies did not employ 10 workers who installed SPF, so more companies were recruited. A database of spray foam companies was compiled by conducting a Google search with the terms “Spray foam insulation” and “specific city or state.” Overall, 54 companies were selected where half were located within 300 miles of Cincinnati, Ohio. Those companies whose employees participated in the study were selected based on convenience. Candidate companies were contacted about participation in the survey, and a site visit was scheduled.

All workers at each company were asked to participate, and given a brochure explaining the study. Workers signed an informed consent, and the study was approved by the NIOSH IRB. We asked participants demographic and career-related questions to better understand their exposures (Table 1). We conducted sampling to evaluate two consecutive days of exposure for each participant. The six companies performed residential or industrial insulation work,

using seven types of open-cell and eight types of closed-cell foam. Workers were categorized by job assignment as either a helper or sprayer. Figure 1 demonstrates the type of work completed and PPE usage for each classification. If the worker operated the spray foam gun at any point, they were considered a sprayer. Otherwise, helpers did tasks like cutting foam, moving tarps, and preparing surfaces for SPF application. Sprayers were generally more senior, drove the trucks, and completed paperwork.

Air and bulk samples were collected and analyzed for TCPP and TDCPP from workers at all companies. Hand wipe samples were collected and analyzed for TCPP from workers at all companies, and TDCPP at four of six companies. Urinary biomarkers from workers at all companies were measured for a panel of nine flame retardant metabolites (Table 2).

### Bulk Samples

Bulk samples of the liquid side B spray foam component and cured foam were collected at each site. Side A was collected initially, but found to be non-detectable for flame retardants tested ( $n=2$ , LOD = 0.10  $\mu\text{g}/\text{sample}$ ). Side B was collected in glass jars with PTFE lined lid (SKC 225–8377). Cured foam samples were cut from the area sprayed, and stored in plastic bags. The specific product was documented and safety data sheets (SDS) were collected. The SDS were available for all SPF brands used in this study, and TCPP percentages were listed for over half the brands. Some SDS did not specifically list TCPP percentage, instead classifying the information as “proprietary,” “trade secret,” or provided a percentage for “flame retardants.” TDCPP bulk results were evaluated, but results were near or below the LOD (0.10–100  $\mu\text{g}/\text{g}$ ), so no further analysis was conducted.

### Air Samples

Workers wore AirChek 5000 (SKC Inc., Eighty Four, PA) personal air samplers on two sequential days, operated at sample flow rates of 1 L/min, using an OSHA Versatile Sampler (OVS) with XAD-2 sorbent and glass wool separator. This sampling was conducted for their entire work shift while at the job sites, not including time in transit. Samplers were worn on the collar outside of respirators.

Sampling capture media were compared to determine whether SPF is in an aerosol or vapor state when being sprayed. PocketPumps (SKC Inc., Eighty Four, PA) were worn during the first four site visits by sprayers with a 25-mm GFF (glass fiber filter) cassette followed by an XAD-2 sorbent tube, with pumps operating at a flow rate of 0.2 L/min. The GFF and XAD-2 sampling media were analyzed separately to compare to the performance of the OVS sampling media when analyzing the filter and sorbent components separately. All pumps were calibrated, before and after data collection, to within ten percent of the target flow rate using a low or medium flow DryCal Defender (MesaLabs, Lakewood, CO).

### Hand Wipe Samples

On the second day of sampling, pre-shift and post-shift hand wipe samples were collected from worker’s hands. This method is similar to previous studies examining dermal exposure to flame retardants.<sup>(25, 29)</sup> This hand wipe method was chosen because gloves were worn intermittently during the workday, so any sampling method that measured under gloves

would not have been well received. Hands were chosen as the sampling site due to the high potential for exposure during application, specifically to cured foam. Two 3" x 3" sterile gauze pads (Dynarex, Orangeburg, NY) were placed in 120 mL amber glass jars (Fisher Scientific, Pittsburgh, PA). Each jar included 6 mL of 99% HPLC grade isopropanol (Fisher Scientific) using an automatic pipette. The jars were tightly sealed and stored at approximately 5°C for up to 7 days, until they were used for collection. Samples were collected either at company headquarters or in a construction trailer. During sample collection, participants were instructed to remove gloves, grab one of the gauze pads and wipe both bare hands (the area from the bend of the wrist to the fingertips) for 30 sec. Then they were instructed to grab the other wipe and repeat the process. Both gauze pads were placed back into a jar, sealed, and stored at refrigerated temperatures until analyzed. At the post-shift hand wipe collection, workers were asked how many times they washed their hands since pre-shift.

### Urine Samples

We collected spot urine samples from workers pre-shift on the first day and post-shift on the second day of sampling. For each collection, study participants were given a sterile urine collection cup. Prior to providing a sample, participants were instructed to wash their hands with only water. A minimum 60 mL of urine was requested for each sample. Following collection, samples were kept in coolers with ice for up to four hours, aliquoted into 10 mL polypropylene vials, and stored at -20°C or lower until analyzed. Specific gravity was measured in the field with a Master Refractometer (Master-SUR/Na, Atago, Tokyo, Japan). The timing of urine collection was chosen to best determine the difference over two days to compare to two days of air sampling. It was presumed that non-work exposures during these hours were extremely low. The metabolites of TCPP to be analyzed matched those in the NHANES study, namely BCPP. Another metabolite, as measured by Bello <sup>(23)</sup>, 1-hydroxy-2-propyl bis(1-chloro-2-propyl) phosphate (BCIPHPP), was not analyzed in this study.

### Exposure-Modifying Factors

One or more industrial hygienist was at each job site evaluating the workers during both work shifts, except for eight workers who were observed the first day before switching to a different SPF crew on the second day. The industrial hygienist recorded PPE usage and duration of spraying activities. Glove use was categorized as yes, no, or intermittent, as some workers took their gloves on and off for different tasks. Respirator use was categorized as none, half-face air-purifying, full-face air-purifying, or air-supplied. Air-purifying respirators were equipped with either dual organic vapor and P100 filter cartridges or just organic vapor cartridges. Investigators recorded the number of minutes the personal air sampling pumps were running per day, equivalent to the total time that the workers spent on the job site. The time that spraying was observed was recorded. Those workers not observed on the second workday were asked about their glove and respirator use at the end of the work day and spraying time was estimated.

### Sample Analysis

Air, hand wipe, and bulk samples were analyzed for TCPP and TDCPP at Virginia Institute of Marine Sciences, College of William and Mary. The analysis was completed by ultra-

performance liquid chromatography - atmospheric pressure photoionization tandem mass spectrometry, adapted from the method of La Guardia and Hale.<sup>(30)</sup> Additional analytical information on these analyses can be found in the online supplemental materials.

Organophosphate flame retardant biomarkers and creatinine were quantified in urine samples at the Centers for Disease Control and Prevention as described by Jayatilaka et al.<sup>(31)</sup> Biomarker urinary concentrations reported here are adjusted for creatinine.<sup>(32)</sup> See supplemental materials for results adjusted for specific gravity.

### Quality Control

At least two field blanks for every 10 samples of each type (air or hand wipe) were collected at each company. A surrogate standard deuterated TDCPP (*d*TDCPP) was used to estimate extraction recoveries, and those recovery values were used to correct TCPP and TDCPP levels. Briefly, *d*TDCPP was added to all samples at 6000 ng/sample when analytes of interest were evaluated. *d*TDCPP levels were also evaluated, and the result was a percentage of the “spiked” amount. All samples were adjusted by the recovery percentage. The average *d*TDCPP recovery for air sampling media was 85.8%, hand wipe media was 100%, and bulk materials was 109%. Sample concentrations were adjusted for the *d*TDCPP recovery, media blanks and field blanks.

After pre- and post-shift urine samples were collected from participants, urine blanks (using deionized water) and blind duplicates were prepared (10% of each type). No BCPP blanks were above the LOD, and no BCPP blind duplicates had differences greater than 10%.

### Data Analysis

Concentrations for air, hand wipe, and urine samples were log transformed. For each worker, air sampling concentrations from the two consecutive sampling days were averaged together using the time-weighted average (TWA) method. Six participants had only one air concentration due to laboratory or sampling error, e.g. sampling pumps were sometimes broken while workers performed routine tasks. All TCPP concentrations were above the LOD. LOD divided by square root of two<sup>(37)</sup> was assigned for one non-detected TDCPP hand wipe sample concentrations for presenting descriptive statistics. Descriptive statistics were presented as frequency (%), mean  $\pm$  standard deviation (SD) for characteristics of participating workers. In addition, median, GM, geometric standard deviation (GSD), and 25<sup>th</sup> and 75<sup>th</sup> percentiles were provided for TCPP hand wipe samples, and BCPP and BDCPP urine samples, broken out by sample collection and job position. A paired t-test was conducted to examine differences between pre- and post-collection, and when comparing similar air sampling capture media concentrations. One-way analysis of variance (ANOVA) and student's t-test was utilized to compare concentrations for covariates, glove use and hand washing, respectively.

A mixed model with company as a random effect was used to account for the statistical correlation among workers from the same company. Specifically, univariate and multivariate analyses were carried out using BCPP urine post-shift concentrations as the dependent variable. Covariates treated as fixed effects, including BCPP urine pre-shift concentrations, TCPP air and hand wipe concentrations, job position, respirator use, hours since last shift,



glove use, handwashing, age, body mass index (BMI), and length of working time, were evaluated for these analyses. A multivariate regression model was conducted using covariates that had p-values  $\leq 0.1$ . A stepwise model selection approach was utilized for fitting a model, in which the covariates were entered one at a time into the model until all remaining variables had the smallest Akaike information criterion. All statistical tests were two-sided at the 0.05 significance level. Analyses were performed in SAS (version 9.4, SAS Institute, Cary, NC).

## RESULTS

### Demographics

Thirty-three SPF workers were consented to participate in this study, but four participants were excluded due to missing urine or hand wipe samples. Data from 29 workers were included in the analysis (Table 1). The majority of participants wore gloves during work. Fewer helpers wore a respirator than sprayers, and sprayers wore air-supplied respirators more frequently than other types. Workers were sampled on the job site for an average of 386 min (177 to 640 min) per day and SPF spraying occurred an average of 189 min (56–302 min) per day.

### Bulk Results

Fifteen different SPF products were used by six companies (Supplemental Table S1). TCPP was detected in all bulk samples. TCPP levels were significantly lower ( $p = 0.001$ ) in closed-cell than open-cell foam. The GM of TCPP in cured foam was 1.68% for closed-cell and 12.4% for open-cell. TDCPP was found at low concentrations (0.01 to 0.09%) in three of the fifteen bulk samples (Supplemental Table S2).

### Air Results

When comparing capture media, the XAD sorbent ( $GM=1.60 \mu\text{g}/\text{m}^3$ ) was statistically lower than OVS sorbent ( $GM=52.3 \mu\text{g}/\text{m}^3$ ) ( $p < 0.001$ ). The GFF was found to have significantly higher GM ( $141 \mu\text{g}/\text{m}^3$ ), relative to OVS filter ( $GM=65.9 \mu\text{g}/\text{m}^3$ ;  $p = 0.01$ ). The differences between combined measurements (OVS sorbent and filter compared to XAD sorbent and GFF) were not statistically significant ( $p = 0.567$ ).

Personal TWA air samples were collected from 29 SPF workers, with at least one full-shift sample per participant (Supplemental Table S3). TCPP GM concentration of personal air samples was  $48.5 \mu\text{g}/\text{m}^3$  (range 2.62 to  $519 \mu\text{g}/\text{m}^3$ ). Sprayer TCPP GM air concentration ( $87.1 \mu\text{g}/\text{m}^3$ ) was significantly higher than helper concentration ( $30.2 \mu\text{g}/\text{m}^3$ ,  $p = 0.025$ ) (Figure 2). Note that personal TCPP air concentration was significantly associated with both the covariates, job position and pump minutes. TDCPP air concentrations were often (74%) below the LOD (15.6, 2, or 1 ng/sample, improving with each set) and corresponding concentrations ranged from non-detectable to  $0.317 \mu\text{g}/\text{m}^3$ .

### Hand Wipe Results

Fifty-eight hand wipe samples were analyzed (Table 3). Workers were found to have significantly higher post-shift TCPP hand wipe concentration ( $p = 0.004$ ). Specifically,

helpers were more likely to have greater post-shift hand wipe concentrations compared to pre-shift ( $p < 0.001$ ), whereas no significant association between pre- and post-shift hand wipe concentrations for sprayer was observed ( $p = 0.512$ ). In addition, there was not a statistically significant difference in post-shift hand wipe TCPP concentration for glove use or hand washing. We note that covariates, including job position, minutes sprayed, pump minutes, and glove usage, were tested for the multivariate analysis using post-shift TCPP hand wipe concentration as the dependent variable, but none were significantly related. Results of TDCPP hand wipe concentrations for job position, glove use, and hand washing are shown in Supplemental Table S4.

## Urine Results

BCPP and Bis (1,3-dichloro-2-propyl) Phosphate (BDCPP) were detected in all samples (Table 4). BCPP post-shift urine concentration was significantly higher than pre-shift concentration for sprayers ( $p = 0.013$ ) and helpers ( $p = 0.009$ ). Sprayers had higher BCPP post-shift urine concentrations compared to helpers ( $p < 0.001$ ). Although BDCPP post-shift urine concentration for sprayers and helpers were higher than pre-shift urine concentration for sprayers and helpers, the differences were not statistically significant.

Univariate analysis results with post-shift BCPP urine concentration as the dependent variable are shown in Table 5. Sprayers were more likely to have greater BCPP post-shift urine concentrations than helpers. Workers wearing supplied air respirator had significantly higher urinary post-shift BCPP concentrations relative to those not wearing respirator. Furthermore, increased post-shift BCPP urine concentration were significantly associated with increased pre-shift BCPP urine, TCPP TWA air, and pre-shift TCPP hand wipe concentrations, respectively, and decreased hours since last shift. On multivariate analysis, TCPP TWA air concentration, pre-shift hand wipe concentration, post-shift hand wipe concentration and job position were found to have notable impacts on the dependent variable, post-shift BCPP urine concentration (Table 6). We also found that covariates significantly related to pre-shift urine BCPP concentration were job position and last shift worked (both  $p < 0.001$ ).

Urinary concentrations from nine flame retardant from SPF workers were compared to the U.S. general population for men 18 and older (Supplemental Table S5). Of the nine biomarkers, only BCPP and BDCPP concentrations in spray foam workers were significantly higher ( $p < 0.001$ ) than the concentrations from the U.S. general population for men 18 and older (Figure 3). Supplemental Tables S6 and S7 showed urine concentrations that were adjusted for specific gravity.

## DISCUSSION

To our knowledge, studies evaluating the bulk composition of SPF primarily focused on isocyanates from side A or foam found in furniture.<sup>(33)</sup> This study measured the amount of TCPP in many common spray foam products on the market. TCPP bulk analysis percentages were within or below percentages listed in SDS. As expected, open-cell foam we measured had significantly higher percentages of TCPP by weight compared to closed-cell foam.



Comparison of the air concentrations from the filter and sorbent air sampling media indicated TCPP was collected in the aerosol phase. When sampling using the filter (GFF) and sorbent (XAD) in series, it became clear that TCPP was primarily collected on the GFF, whereas when sampling with the OVS filter and sorbent, it is likely that TCPP migrated from the filter to the sorbent during storage. The SPF was sprayed from a nozzle at 1250 to 1900 psi producing aerosol droplets in the immediate area. Although other chemicals could be in the gas phase at the time of spraying, these data show that TCPP was in an aerosol phase. In an internal NIOSH study, spiked glass fiber filter punches with 161  $\mu\text{g}$  TCPP were placed against the filter in an OVS tube and stored for 32 days. Analysis of the samples found the mean level of TCPP migration to the front and back sorbent sections was 85.4% (RSD 1.1%).<sup>(34)</sup>

The air concentrations in the current study (GM 48.5  $\mu\text{g}/\text{m}^3$ , range=2.62 to 519  $\mu\text{g}/\text{m}^3$ ) were considerably less than reported in Bello et al <sup>(23)</sup> (GM=295, range=9.5 to 1,850  $\mu\text{g}/\text{m}^3$ ). This difference is likely due to the fact that Bello et al. only measured air for the duration of certain tasks, 15 to 176 min per sample, likely the highest air concentrations of the day. For the current study, we measured air during the workers' shift (average 340 min, 177 to 640 min), likely capturing the workers' entire daily exposure, including other tasks like set-up and clean-up. Overall, TCPP air concentrations for SPF workers are orders of magnitude higher than for other occupations.<sup>(19, 20)</sup> Additionally, job position is a strong predictor of TCPP exposure through inhalation, as sprayers had significantly higher TCPP air concentrations compared to helpers. This findings was expected because sprayers were closer to the application of SPF than helpers.

Results suggest the most protective respirators were selected by the company supervisors or workers for situations with the highest potential for inhalation exposure. Because samplers were worn outside respirators, air concentrations are not reflective of the amount of TCPP workers actually inhaled. Helpers were more likely to wear no respirator or a less protective respirator, while sprayers were more likely to wear more protective respirators. Workers wearing no respirator or a half-face air-purifying respirator generally had lower TCPP air concentrations compared to workers with a full-face air-purifying respirator and air-supplied. Urinary post-shift BCPP concentrations were statistically lower ( $p = 0.003$ ) among those wearing no respirator (GM=13.0  $\mu\text{g}/\text{g}$  cr) compared to air-supplied (GM=61.1  $\mu\text{g}/\text{g}$  cr). Post BCPP concentrations for those wearing half-face air-purifying (GM=48.2  $\mu\text{g}/\text{g}$  cr) and full-face air-purifying respirators (GM=38.8  $\mu\text{g}/\text{g}$  cr) were also lower than those wearing air-supplied, though the difference was not statistically significant.

Helpers were more likely to be dermally exposed to TCPP than sprayers. When considering TCPP in hand wipes, pre-shift samples were significantly lower than post-shift samples for all workers in this study. When comparing by job position, helper TCPP hand wipe pre-shift samples were significantly lower than post-shift samples.. Helpers were less likely to wear gloves and came in direct contact with cured foam more often. Direct contact with cured foam is believed to be major source of exposure.

The TCPP hand wipe concentrations we observed are higher compared to other studies. Using a similar method to that used in this study, Stapleton et al 2014 sampled children's

TCPP concentrations on hands<sup>(26)</sup> and observed a GM of 31.3 ng/hand wipe. Liu et al sampled students and office workers in China, and found a GM of 3,100 ng/m<sup>2</sup> with a range of <LOD – 62,900 ng/m<sup>2</sup>.<sup>(35)</sup> Our sampling technique consisted of the workers wiping over bare hands several times, rather than twice as in Stapleton et al.<sup>(33)</sup> and Liu et al.,<sup>(35)</sup> possibly accounting for the differences. Bello et al. assessed dermal exposure through the use of a glove dosimeter and found concentrations several orders of magnitude higher than ours, with a GM of 18.8 million ng/pair.<sup>(23)</sup> The differences in sampling technique likely played a role in observed concentrations.

We observed relatively high concentrations for pre-shift hand wipe samples (Table 3). Although samples were taken at the company headquarters before and after driving to and from the job site, company headquarters could have had surface contamination of TCPP from previous insulation jobs. Additionally, workers may have taken home residual contamination on their clothes and automobile or reworn the same clothes from previous work days, raising their pre-shift hand wipe concentration.

GM concentrations of urinary BCPP and BDCPP in SPF workers were significantly higher than the U.S. adult male general population.<sup>(27)</sup> Both sprayers and helpers had a significant increase in BCPP concentrations from Pre-shift Day 1 to Post-shift Day 2, which was not true for BDCPP. Our urinary concentrations for BDCPP (2.69 µg/g cr) were similar to those found in Bello et al. (2.5 µg/g cr), but our urinary concentrations for BCPP (23.8 µg/g cr) were nearly ten times higher<sup>(23)</sup> (GM=2.9 µg/g cr); these differences could be related to increased respirator usage or decreased time spraying in the Bello et. al. study.

TCPP air concentration, TCPP pre-shift and post-shift hand wipe concentration, and job position were significant predictors of BCPP post-shift urinary concentration (Table 6). TCPP hand wipes were a slightly better predictor than air for post-shift urine BCPP concentrations, but both were strongly and significantly associated. Similar to our findings, Bello et al. found glove dosimeters to be the better predictor for BCPP concentrations than air concentrations. When considering job position, sprayers had significantly higher post-shift urine BCPP concentrations compared to helpers.

These results demonstrate spray foam workers are occupationally exposed to TCPP during SPF application. Overall, BCPP urinary concentrations were higher than previously reported in other studies.<sup>(23, 27, 36)</sup> SPF workers' pre-shift BCPP urinary concentrations were greater than the 95<sup>th</sup> percentile level of the general population, demonstrating that BCPP is present in the worker's urine every day before starting their shift. Although no half-life has been established for metabolites of TCPP, it has been previously assumed concentrations of organophosphates in urine samples were likely from exposures occurring during the past 24 hr.<sup>(23, 37)</sup> Pre-shift BCPP concentrations were significantly related to job position and hours since last shift, therefore participants who worked most recently and who worked as sprayers had higher baseline concentrations of BCPP.

The air exposure pathway is of greater concern for sprayers, as seen by their higher urinary BCPP concentrations (both pre- and post-shift). The dermal exposure pathway, on the other

hand, was relevant for both sprayers and helpers. Both jobs had an opportunity for dermal exposure and could benefit from improved use of gloves and increased hand washing.

This study had a few limitations. Urine samples were collected over two days instead of at the beginning and end of each day, making comparisons to other studies difficult. In addition, collecting more urine samples for each worker would have allowed us to gain more knowledge on metabolism and optimal sampling time for BCPP. However, this study design still allowed us to report pre- and post-shift urinary changes to identify occupational exposure to TCPP. Also, we assessed urinary concentrations of BCPP but not the second metabolite of TCPP, BCIPHIPP, recently reported in Bello et al. The second metabolite is detected in higher frequencies in most studies and could have given us more information about excretion characteristics. However, BCPP was detected in all samples because of its use in this occupation and was therefore useful for comparisons. Other limitations include the lack of toxicokinetic information available for TCPP, specifically on the dermal uptake mechanism and clearance through the body. Future studies should explore the toxicokinetics of TCPP, further examining the uptake of TCPP through dermal and inhalation exposures. The identification of a half-life for the metabolites of TCPP would be useful for better understanding of these exposures.

Efforts should be made to ensure all workers on-site during application of SPF wear respiratory protection, as several helpers and one sprayer wore no respiratory protection during application. Others wore half-face air-purifying respirators, substandard protection for exposures of this magnitude. All SPF workers, including helpers, should more consistently wear coveralls and gloves to reduce the potential for dermal exposure. Although the effects of TCPP in humans are not well established, several harmful substances including isocyanates, di-isocyanates, amine catalysts, and blowing agents are released during application, so efforts should be made to reduce overall exposure during SPF application.

## CONCLUSIONS

Findings from this study demonstrate SPF workers are occupationally exposed to TCPP during application. SPF workers have high air and hand wipe TCPP concentrations that are correlated with very high urinary BCPP concentrations. Urinary BCPP concentrations were two orders of magnitude above the U.S. adult male population and remain elevated even over weekends. Some SPF companies did not choose the most protective respirators for their workers, and some workers wore no respirators during application. Other workers did not wear gloves or coveralls during application. These exposures show that SPF companies need to improve their use of air-supplied respirators, coveralls, and gloves, especially considering the concurrent isocyanates exposures.

## Supplementary Material

Refer to Web version on PubMed Central for supplementary material.

## ACKNOWLEDGMENTS

We would like to thank Chrissy Toennis, Deborah Sammons, Shirley Robertson, and Barb McKenzie for assistance in collecting, processing and submitting urine samples for analysis. We thank Kenneth Fent, Kelsey Babik, Melissa Seaton and Ken Sparks for assistance in collecting, processing and submitting air and hand wipe samples for analysis. We thank Jen Robert, Fariba Nourian, and Jim Arnold for their assistance with understanding of environmental sample results. We thank Paula Restrepo and Zack Davis for assistance in analyzing the urine samples. We thank Steve Bertke for statistical advice. Most of all, we thank the workers for participating in the study. This study was approved by the Institutional Review Board at NIOSH. This study was supported in part by an interagency agreement between NIOSH and the National Institute of Environmental Health Sciences (AES15002) as a collaborative National Toxicology Program research activity. The findings and conclusions in this paper are those of the authors and do not necessarily represent the official position of NIOSH, Centers for Disease Control and Prevention. Mention of any company or product does not constitute endorsement by NIOSH.


## REFERENCES

1. Environmental Protection Agency (EPA): U.S, Flame Retardants Used in Flexible Polyurethane Foam: An Alternatives Assessment Update 2015, Environmental Protection Agency.
2. National Center for Biotechnology Information. PubChem Compound Database, 2005.
3. World Health Organization(WHO): Flame Retardants: Tris(Chloropropyl) Phosphate and Tris(2-Chloroethyl) Phosphate, W.H. Organization, Editor. 1998, World Health Organization: Geneva.
4. Van Der Veen I and de Boer J, Phosphorus flame retardants: properties, production, environmental occurrence, toxicity and analysis. *Chemosphere* 88(10): 1119–1153 (2012). [PubMed: 22537891]
5. Weil E and Levchik S, Commercial Flame Retardancy of Polyurethanes. *Journal of Fire Sciences* 22(3): 183–210 (2004).
6. Poppendieck D, Gong M, and Lawson L. Lessons Learned from Spray Polyurethane Foam Emission Testing using Micro-chambers, in The 59th annual Polyurethanes Technical Conference 2016, American Chemistry Council: Baltimore, MD.
7. Wood R Center for the Polyurethanes Industry summary of unpublished industrial hygiene studies related to the evaluation of emissions of spray polyurethane foam insulation. *Journal of Occupational and Environmental Hygiene* 14(9): 681–693 (2017). [PubMed: 28609175]
8. State of California: Chemicals Known to the State to Cause Cancer or Reproductive Toxicity Environmental Protection Agency (Proposition 65 List of Chemicals) 12 2017.
9. EU Risk Assessment, European Union Risk Assessment Report Tris(2-Chloro-1-Methylethyl) Phosphate (TCPP) 2008: Ireland (lead) and United Kingdom.
10. Farhat A, Crump D, Chiu S, Williams K et al., In Ovo Effects of Two Organophosphate Flame Retardants-TCPP and TDCPP - on Pipping Success, Development, mRNA Expression, and Thyroid Hormone Levels in Chicken Embryos. *Toxicological Sciences* 134(1): 92–102 (2013). [PubMed: 23629516]
11. An J, Hu J, Shang Y, Zhong Y, Zhang X, Yu Z. The cytotoxicity of organophosphate flame retardants on HepG2, A549 and Caco-2 cells. *Journal of Environmental Science and Health* 51(11): 980–988 (2016). [PubMed: 27336727]
12. Li F, Wang L, Ji C, Wu H, Zhao J, Tang J. Toxicological effects of tris(2-chloropropyl) phosphate in human hepatic cells. *Chemosphere* 187: 88–96 (2017). [PubMed: 28841435]
13. Carignan C, Minquez-Alarcon L, Butt C, Williams P, et al. Urinary Concentrations of Organophosphate Flame Retardant Metabolites and Pregnancy Outcomes among Women Undergoing in Vitro Fertilization. *Environ Health Perspect* 125(8) (2017).
14. Mohamed AE, Pawar G, and Harada KH, Human dermal absorption of chlorinated organophosphate flame retardants; implications for human exposure. *Toxicology and Applied Pharmacology* 291: 28–37 (2016). [PubMed: 26712466]
15. Schindler BK, Weiss T, Schutze A, Koslitz S, Broding HC., et al. Occupational exposure of air crews to tricresyl phosphate isomers and organophosphate flame retardants after fume events. *Arch Toxicol* 87(4): 645–648 (2013). [PubMed: 23179756]

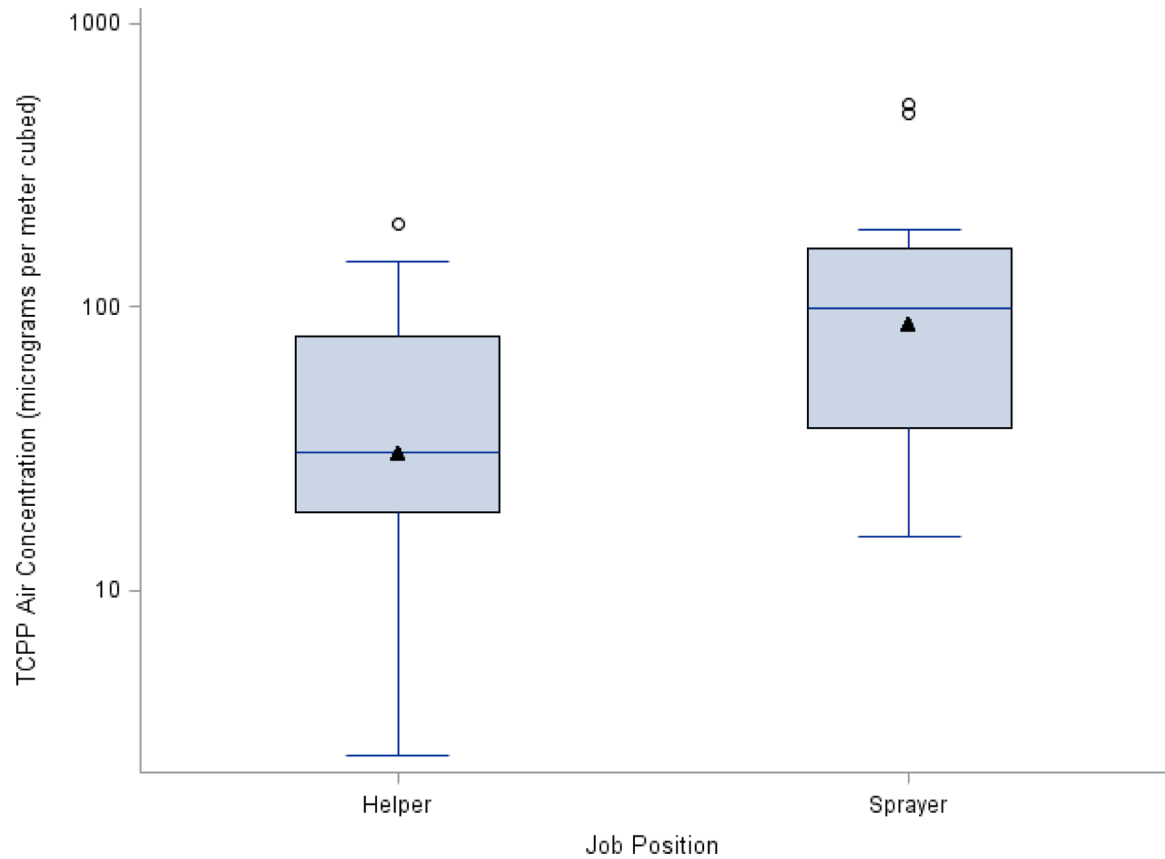
16. Van den Eede N, Tomy G, Tao F, Halldorson T, Harrad S, Neels H, Covaci A Kinetics of tris (1-chloro-2-propyl) phosphate (TCIPP) metabolism in human liver microsomes and serum. *Chemosphere* 144: 1299–1305 (2016). [PubMed: 26473552]
17. Minegishi KI, Kurebayashi H, Nambaru S, Morimoto K, Takahasi T et al. Comparative studies on absorption, distribution, and excretion of flame retardants halogenated alkyl phosphate in rats. *Eisei Kagaku* 34(2): 102–114 (1988).
18. Greaves A, Su G, Letcher R. Environmentally relevant organophosphate triesters in herring gulls. *Toxicology and Applied Pharmacology* 308: 59–65 (2016). [PubMed: 27523639]
19. Carlsson H Organophosphate Ester Flame Retardants and Plasticizers in the Indoor Environment: Analytical Methodology and Occurrence. *Environmental Science Technology* 31: 2931–2936 (1997).
20. Hartmann P, Burgi D, Giger W. Organophosphate flame retardants and plasticizers in indoor air. *Chemosphere* 57(8): 781–787 (2004). [PubMed: 15488569]
21. U.S. Department of Health and Human Services: Spray Polyurethane Foam Chemical Exposures during Spray Application, All About Kids, Crestwood, KY by Marlow D, DeCapite J, and Garcia A (EPHB Report No. 005–163). National Institute for Occupational Safety and Health. 12 2014.
22. U.S. Department of Health and Human Services: Spray Polyurethane Foam Chemical Exposures during Spray Application by Marlow D, DeCapite J (EPHB Report No. 005–166) National Institute for Occupational Safety and Health 4 2017.
23. Bello A, Carignan C, Xue Y, Stapleton H, Bello D. Exposure to organophosphate flame retardants in spray polyurethane foam applicators: Role of dermal exposure. *Environ Int* 113: 55–65 (2018). [PubMed: 29421408]
24. Makinen MS, Makinen M, Koistinen J, Pasanen A, Pasanen P et al. Respiratory and dermal exposure to organophosphorus flame retardants and tetrabromobisphenol A at five work environments. *Environ Sci Technol* 43(3): 941–947 (2009). [PubMed: 19245040]
25. Carignan CC, Heiger-Bernays W, McClean M, Roberts S, Stapleton H et al. Flame retardant exposure among collegiate United States gymnasts. *Environ Sci Technol* 47(23): 13848–13856 (2013). [PubMed: 24195753]
26. Stapleton HM, Misenheimer J, Hoffman K, Webster T. Flame retardant associations between children’s handwipes and house dust. *Chemosphere* 116: 54–60 (2014). [PubMed: 24485814]
27. Ospina M, Jayatilaka N, Wong L, Restrepo P, Calafat A Exposure to organophosphate flame retardant chemicals in the U.S. general population: Data from the 2013–2014 National Health and Nutrition Examination Survey. *Environment International* 110: 32–41 (2018). [PubMed: 29102155]
28. Schindler BK, Koslitz S, Weiss T, Broding H, Bruning T et al. Exposure of aircraft maintenance technicians to organophosphates from hydraulic fluids and turbine oils: a pilot study. *Int J Hyg Environ Health* 217(1): 34–37 (2014). [PubMed: 23597959]
29. Ceballos D, Broadwater K, Page E, Croteau G, LaGuardia. Occupational exposure to polybrominated diphenyl ethers (PBDEs) and other flame retardant foam additives at gymnastics studios: Before, during and after the replacement of pit foam with PBDE-free foams. *Environ. Int* 116: 1–9 (2018). [PubMed: 29630944]
30. La Guardia MJ and Hale R Halogenated flame-retardant concentrations in settled dust, respirable and inhalable particulates and polyurethane foam at gymnastic training facilities and residences. *Environ Int* 79: 106–114 (2015). [PubMed: 25812808]
31. Jayatilaka NK, Restrepo P, Williams L, Ospina M, Valentin-Blasini L et al. Quantification of three chlorinated dialkyl phosphates, diphenyl phosphate, 2,3,4,5-tetrabromobenzoic acid, and four other organophosphates in human urine by solid phase extraction-high performance liquid chromatography-tandem mass spectrometry. *Anal Bioanal Chem* 409(5): 1323–1332 (2017). [PubMed: 27838756]
32. Boeniger MF, Lowry L, and Rosenberg J, Interpretation of urine results used to assess chemical exposure with emphasis on creatinine adjustments: a review. *Am Ind Hyg Assoc J* 54(10): 615–27 (1993). [PubMed: 8237794]

33. Stapleton HM, Klosterhaus S, Eagle S, Fuh J, Meeker J et al. Detection of organophosphate flame retardants in furniture foam and U.S. house dust. *Environ Sci Technol* 43(19): 7490–7495 (2009). [PubMed: 19848166]
34. Streicher R, Arnlod J, Nourian F, Unpublished data-TCPP Storage and Migration Study National Institute for Occupational Safety and Health 2016.
35. Liu X, Yu G, Cao Z, Wang B, Huang J et al. Occurrence of organophosphorus flame retardants on skin wipes: Insight into human exposure from dermal absorption. *Environ Int* 98: 113–119 (2017). [PubMed: 28029386]
36. Butt CM, Congleton J, Hoffman K, Fang M, Stapleton H. Metabolites of organophosphate flame retardants and 2-ethylhexyl tetrabromobenzoate in urine from paired mothers and toddlers. *Environ Sci Technol* 48(17): 10432–10438. (2014). [PubMed: 25090580]
37. Van den Eede N, Heffernan A, Aylward L, Hobson P, Neels H et al. Age as determinant of phosphate flame retardant exposure of the Australian population and identification of novel urinary PFR metabolites. *Environ Int* 74: 1–8 (2015). [PubMed: 25277340]





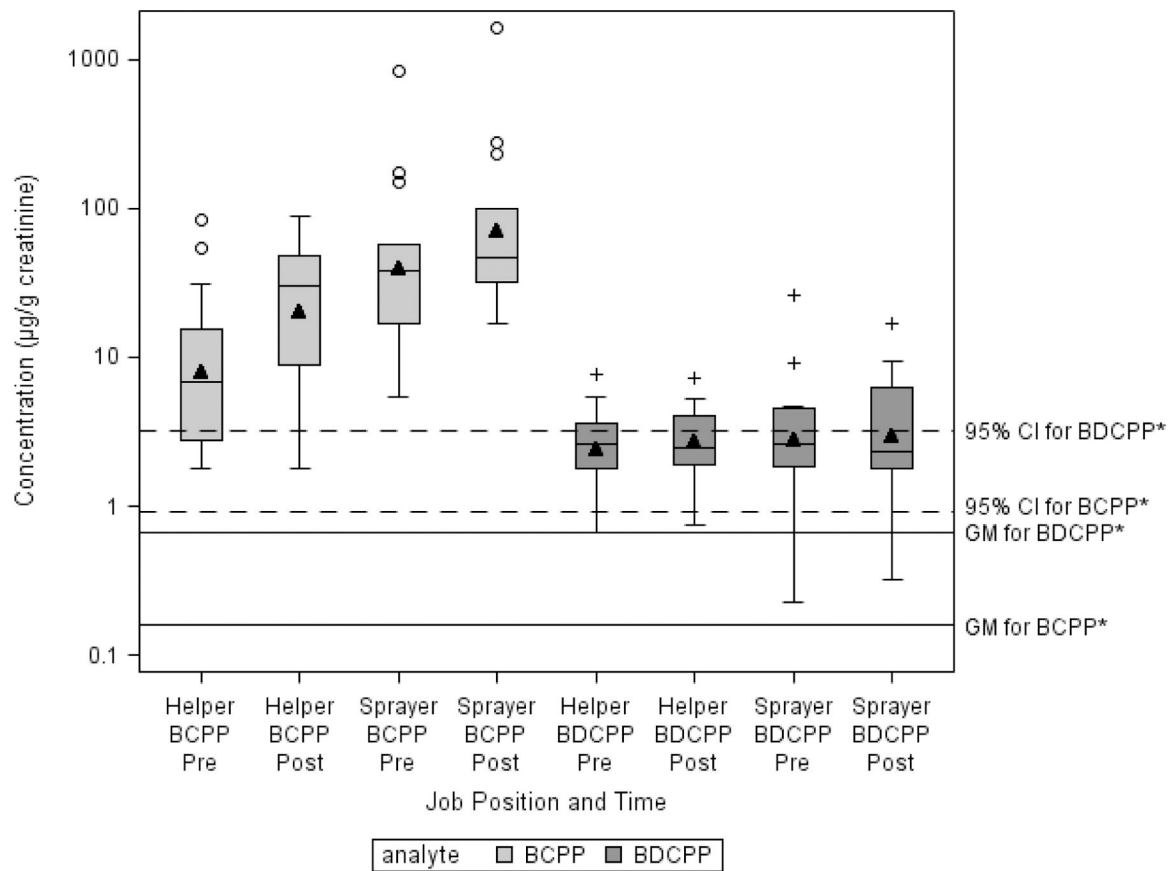
**Figure 1.** Photos of helper (left) and sprayer (right). The helpers cut and bundled freshly sprayed foam, sometimes without coveralls or gloves. The sprayer usually wore partial coverall, gloves, and an air-supplied respirator for protection from overspray.



**Figure 2.**

TCPP air concentrations by job position (n=29).

The box represents the interquartile range, the line in each box represents the median, and the triangle represents the GM. The upper whisker represents the far upper fence 1.5 IQR above 75<sup>th</sup> percentile, the lower whisker represents the lower fence 1.5 IQR below the 25<sup>th</sup> percentile, and the circles represent outliers.



**Figure 3.**

BCPP and BDCPP creatinine-adjusted urine concentrations by position and time compared to the adult male general population (n=29).

The box represents the interquartile range, the line in each box represents the median, and the black triangle represents the GM. The upper whisker represents the far upper fence 1.5 IQR above 75<sup>th</sup> percentile, the lower whisker represents the lower fence 1.5 IQR below the 25<sup>th</sup> percentile, and the circles represent outliers.

\*The GM and 95<sup>th</sup> CI for BCPP and BDCPP were general population averages calculated using the National Health and Nutrition Examination Survey 2013–2014 (men above age 18).

**Table 1.**

Characteristics of participating spray polyurethane foam workers.

<b>Gender</b>	<b>Frequency (%)</b>	
Male	29 (100%)	
<b>Race</b>		
White	26 (89.7%)	
Black	3 (10.3%)	
<b>Ethnicity</b>		
Hispanic or Latino	1 (3.45%)	
Not Hispanic or Latino	28 (96.6%)	
<b>Age (Years)</b>	Mean $\pm$ SD = 29.8 $\pm$ 8.06	
<b>Body Mass Index (kg/m<sup>2</sup>)</b>	Mean $\pm$ SD = 26.1 $\pm$ 4.51	
<b>Length of Time Working in the Industry (Years)</b>	Mean $\pm$ SD = 3.47 $\pm$ 3.84	
<b>Last Shift Worked</b>		
Yesterday	19 (65.5%)	
2 days ago	2 (6.90%)	
3 days ago	5 (17.2%)	
4 or more	3 (10.3%)	
<b>Job Position</b>		
Sprayer	13 (44.8%)	
Helper	16 (55.2%)	
<b>Gloves Worn During Spraying</b>	<b>Sprayer</b>	<b>Helper</b>
Yes	10	5
Intermittent	3	6
No	0	5
<b>Respirator Worn During Spraying</b>	<b>Sprayer</b>	<b>Helper</b>
None	1	7
Half-face Air-Purifying	4	6
Full-face Air-Purifying	2	1
Air-Supplied	6	2

**Table 2.**

Flame retardant metabolites quantified in urine samples.

Analyte	Parent Chemical
Diphenyl phosphate (DPhP)	Triphenyl phosphate (TPP or TPhP), Isopropylphenyl diphenyl phosphate t-Butylphenyl diphenyl phosphate 2-Ethylhexyl diphenyl phosphate
Bis(1,3-dichloro-2-propyl) phosphate (BDCPP)	Tris(1,3-dichloro-2-propyl) phosphate (TDCPP)
Di-p-cresyl phosphate (DpCP)	Tri-p-cresyl phosphate (TpCP)
Bis(1-chloro-2-propyl) phosphate (BCPP)	Tris(1-chloro-2-propyl) phosphate (TCPP, TCIPP)
Dibutyl phosphate (DBP or DBuP)	Tributyl phosphate (TBP or TBuP)
Dibenzyl phosphate (DBzP)	Tribenzyl phosphate (TBzP)
2,3,4,5-Tetrabromobenzoic acid (TBBA)	2-Ethylhexyl 2,3,4,5-tetrabromobenzoate (TBB)
Bis(2-chloroethyl) phosphate (BCEtP)	Tris(2-chloroethyl) phosphate (TCEP)
Di-o-cresyl phosphate (DoCP)	Tri-o-cresyl phosphate (ToCP)

**Table 3.**TCPP hand wipe concentrations<sup>A</sup> (ng/sample) and comparisons.

Job Position	Sample Collection	N	Median	GM (GSD)	25 <sup>th</sup> – 75 <sup>th</sup> percentiles	Range	P-value
Sprayer	Pre	13	81,600	46,000 (4.92)	10,100 – 195,000	3,270 – 384,000	0.512 <sup>C</sup>
	Post	13	61,200	62,600 (3.02)	34,300 – 161,000	11,100 – 322,000	
Helper	Pre	16	30,000	27,300 (3.16)	10,000 – 80,000	3,550 – 166,000	<0.001 <sup>C</sup>
	Post	16	109,000	106,000 (2.05)	59,300 – 189,000	30,200 – 315,000	
Total	Pre	29	35,400	34,500 (3.92)	10,100 – 106,000	3,270 – 384,000	0.004 <sup>C</sup>
	Post	29	88,700	83,500 (2.54)	40,400 – 166,000	11,100 – 322,000	
<b>Gloves</b>							0.280 <sup>D</sup>
No							
Sprayer	Post	0	<i>B</i>	<i>B</i>	<i>B</i>	<i>B</i>	
Helper	Post	5	92,900	107,000 (2.00)	60,800 – 138,000	57,800 – 311,000	
Yes							
Sprayer	Post	10	73,500	75,000 (3.02)	34,300 – 215,000	11,100 – 322,000	
Helper	Post	5	88,700	88,900 (1.51)	78,300 – 126,000	47,900 – 132,000	
Intermittent							
Sprayer	Post	3	36,800	<i>B</i>	<i>B</i>	11,500 – 95,100	
Helper	Post	6	189,000	121,000 (2.68)	40,400 – 230,000	30,200 – 315,000	
<b>Handwashing</b>							0.172 <sup>D</sup>
Yes							
Sprayer	Post	5	34,300	39,800 (3.82)	11,500 – 95,100	11,100 – 240,000	
Helper	Post	8	129,000	119,000 (1.48)	90,800 – 152,000	60,800 – 211,000	
No							
Sprayer	Post	8	73,500	83,000 (2.48)	37,700 – 188,000	27,100 – 322,000	
Helper	Post	8	68,000	93,700 (2.61)	44,100 – 270,000	30,200 – 315,000	

<sup>A</sup>. All hand-wipe samples were above LOD for TCPP. LODs were 5, 10 or 15.6 ng/sample.

<sup>B</sup>. Not enough samples to calculate central tendencies.

<sup>C</sup>. Paired t-test was utilized to compare pre- and post-shift concentrations by job positions and for all workers.

<sup>D</sup>. One way analysis of variance (ANOVA) and Student's t-test were utilized for comparisons for covariates, gloves (no, yes, and intermittent) and handwashing (yes, no), respectively.



**Table 4.**

Urine sampling concentrations<sup>A</sup> using paired t-test ( $\mu\text{g/g cr}$ ).

Analyte	Sample Collection	Job Position	N	Median	GM (GSD)	25 <sup>th</sup> – 75 <sup>th</sup> percentiles	Range	P-value
<b>BCPP<sup>A</sup></b>								
	Pre	Sprayer	13	38.6	39.7 (3.92)	17.0 – 57.4	5.39 – 830	0.013
	Post	Sprayer	13	47.1	70.4 (3.55)	31.9 – 99.1	17.0 – 1,620	
	Pre	Helper	16	6.91	7.86 (3.29)	2.81 – 15.6	1.79 – 82.4	0.009
	Post	Helper	16	29.8	19.9 (3.12)	8.94 – 47.7	1.78 – 88.0	
<b>BDCPP<sup>A</sup></b>								
	Pre	Sprayer	13	2.60	2.81 (2.95)	1.84 – 4.61	0.227 – 25.7	0.856
	Post	Sprayer	13	2.35	2.95 (2.90)	1.79 – 6.31	0.321 – 16.8	
	Pre	Helper	16	2.58	2.43 (1.87)	1.80 – 3.55	0.660 – 7.75	0.938
	Post	Helper	16	2.46	2.66 (1.77)	1.89 – 4.00	0.741 – 7.31	

<sup>A</sup>LOD for BCPP was 0.10  $\mu\text{g/L}$  and for BDCPP was 0.11  $\mu\text{g/L}$ . All samples were above the LOD.

**Table 5.**

Univariate analysis results using a mixed model with company as a random effect.

Covariate <sup>A</sup>	BCPP Urine Post Day Two (N=29)	
	Estimate (SE)	P-value
<b>Job Position</b>	Ref	<0.001
Sprayer	-1.519 (0.399)	
Helper		
<b>Respirator Use</b>		
Air-Supplied	Ref	
None	-1.958 (0.587)	0.003
Half-face Air-Purifying	-0.746 (0.582)	0.215
Full-face Air-Purifying	-0.558 (0.748)	0.465
<b>Hand Wipe Pre-Shift</b>	0.435 (0.163)	0.014
<b>Hours Since Last Shift</b>	-0.020 (0.008)	0.029
<b>BCPP Urine Pre-Shift</b>	0.674 (0.107)	<0.001
<b>TWA Air</b>	0.671 (0.171)	<0.001

<sup>A</sup>These variables were not significant: minutes sprayed (p=0.734), pump minutes (p=0.754), hands washed (p=0.819), hand wipe post (p=0.140), glove usage (p=0.175), BMI (p=.348), length of time working in industry (p=0.413), race (p=0.397), age (p=0.348), and hand wipe difference (p=0.212).

**Table 6.**

Multivariate analysis results using a mixed model with company as a random effect.

	<b>BCPP Urine Post Day Two (N=29)</b>	
<b>Covariate</b>	<b>Estimate (SE)</b>	<b>P-value</b>
TWA Air	0.461 (0.146)	0.005
Hand Wipe Pre-Shift	0.419 (0.128)	0.004
Hand Wipe Post-Shift	0.405 (0.191)	0.048
<b>Job Position</b>	Ref	0.041
Sprayer	-0.828 (0.376)	
Helper		

Author Manuscript

Author Manuscript

Author Manuscript

Author Manuscript