

CENTER FOR DISEASE CONTROL

RECEIVED

DEC 14 1977

BIOLOGICS

SURVEILLANCE

CDC LIBRARY
ATLANTA, GA. 30333

REPORT NO. 70
JANUARY, FEBRUARY, MARCH,
APRIL, MAY, JUNE, 1977



U.S. DEPARTMENT OF HEALTH, EDUCATION, AND WELFARE
PUBLIC HEALTH SERVICES
CENTER FOR DISEASE CONTROL

COOPERATING IN THIS PROGRAM ARE THE FOLLOWING:

Armour Pharmaceutical Company	Michigan Department of Health
Cutter Laboratories	Parke, Davis & Company
Hyland Laboratories	Pfizer Laboratories
Lederle Laboratories	Scavo, Inc.
Eli Lilly and Company	Texas State Department of Health
Massachusetts Department of Public Health	Wyeth Laboratories
Merck Sharp & Dohme	
Merrell-National Laboratories	

CENTER FOR DISEASE CONTROL

William H. Foege, M.D.
Director

ADVISORY COMMITTEE ON
IMMUNIZATION PRACTICES

H. Bruce Dull, M.D.
Secretary

BUREAU OF STATE SERVICES

J. D. Millar, M.D.
Director

BIOLOGICS SURVEILLANCE

Donald L. Eddins, Chief
Dona D. Ludwig

BIOLOGICS SURVEILLANCE

This summary is intended primarily for those concerned with the national use and application of immunizing agents. Although the "Net Distribution" figures are recognized as representing rough approximations only, we believe that a continuing analysis of this kind, interpreted in the light of national and local immunization surveys, will aid in assessing the overall immunization status of the population. It is anticipated that a knowledge of utilization and inventory data will assist in foreseeing possible critical shortages in vaccine supply.

Each major antigen is represented in the form of a line graph showing "Estimated Net Distribution" for the previous year and through the current month of this year. Estimated net distribution represents doses of each vaccine distributed for use during the reporting period and is depicted as gross sales or distribution less recordable returned doses. In addition, specific data is tabulated for each antigen reported during this quarter and is cumulated from the first of the year until present time. Civilian and military data have been combined.

To maintain confidentiality of an individual commercial manufacturer's report for economic and production reasons, current tabulations are available only when at least three producers market and report figures for essentially the same product. This is a basic agreement of the Biologics Surveillance program.

In some instances, where adequate time has elapsed since production and distribution, manufacturers have allowed the data to be released when not all the criteria of confidentiality could be met. Addition of these data to the summaries completes the "natural history" of early patterns of vaccine utilization.

MONTHLY BIOLOGIC SUMMARY FOR JANUARY 1977

PRODUCT DESCRIPTION	NET NUMBER OF DOSES SOLD OR DISTRIBUTED THIS MONTH	GROSS NUMBER OF DOSES SOLD OR DISTRIBUTED THIS MONTH	NUMBER OF DOSES RETURNED DURING MONTH	NUMBER OF FINISHED DOSES READY FOR IMMEDIATE SHIPMENT AT MONTH END	NUMBER OF FINISHED DOSES NOT READY FOR IMMEDIATE SHIPMENT
Influenza Virus Vaccine, Bivalent***	-68,215	13,040	81,255	988,100	----
Monovalent	6,022,830	6,165,890	143,060	175,490	----
Diphtheria Toxoid with Tetanus Toxoid (pediatric)	49,817	61,327	11,510	362,332	35,944
Diphtheria and Tetanus Toxoids with Pertussis Vaccine	781,441	812,336	30,895	2,179,162	826,610
Tetanus Toxoid with Diphtheria Toxoid (adult)	1,052,332	1,062,128	9,796	1,293,414	770,663
Diphtheria Toxoid	250	250	----	9,010	5,780
2 Tetanus Toxoid	954,706	1,010,104	55,398	2,996,320	1,560,274
Pertussis Vaccine	10,555	10,885	330	6,270	31,430
Poliomyelitis Vaccine, Live, Oral, Trivalent	1,696,615	1,723,075	26,460	5,826,530	----
Measles Virus Vaccine, Live, Attenuated*	968,510	978,104	9,594	540,499	26,040
Rubella Virus Vaccine, Live*	552,569	564,854	12,285	576,122	----
Smallpox Vaccine	234,979	263,214	28,235	676,770	19,836,225
Rabies Vaccine	**	**	**	**	**
Immune Serum Globulin, Human (reported in cc's)	271,969	286,478	14,509	940,359	517,228
Tetanus Immune Globulin, Human (reported in cc's)	100,993	108,669	7,676	578,336	62,263

*all products containing this antigen

**not shown since fewer than three distributors reported

***includes polyvalent and bivalent vaccines

MONTHLY BIOLOGIC SUMMARY FOR FEBRUARY 1977

PRODUCT DESCRIPTION	NET NUMBER OF DOSES SOLD OR DISTRIBUTED THIS MONTH	GROSS NUMBER OF DOSES SOLD OR DISTRIBUTED THIS MONTH	NUMBER OF DOSES RETURNED DURING MONTH	NUMBER OF FINISHED DOSES READY FOR IMMEDIATE SHIPMENT AT MONTH END	NUMBER OF FINISHED DOSES NOT READY FOR IMMEDIATE SHIPMENT
Influenza Virus Vaccine, Bivalent***	1,595	38,320	36,725	100	-----
Monovalent	-171,210	2,000	173,210	400,000	-----
Diphtheria Toxoid with Tetanus Toxoid (pediatric)	45,032	59,097	14,065	316,353	435,603
Diphtheria and Tetanus Toxoids with Pertussis Vaccine	1,691,347	1,731,027	39,680	2,201,412	1,307,776
Tetanus Toxoid with Diphtheria Toxoid (adult)	826,812	835,953	9,141	2,243,461	817,279
Diphtheria Toxoid	830	830	-----	7,460	6,560
Tetanus Toxoid	647,547	693,603	46,056	3,006,737	688,484
Pertussis Vaccine	70	70	-----	22,180	15,410
Poliomyelitis Vaccine, Live, Oral, Trivalent	1,796,170	1,841,590	45,420	9,766,445	-----
Measles Virus Vaccine, Live, Attenuated*	1,115,027	1,152,561	37,534	483,847	-----
Rubella Virus Vaccine, Live*	570,873	587,283	16,410	437,971	-----
Smallpox Vaccine	132,627	155,077	22,450	388,308	20,494,125
Rabies Vaccine	**	**	**	**	**
Immune Serum Globulin, Human (reported in cc's)	574,331	584,151	9,820	579,875	715,899
Tetanus Immune Globulin, Human (reported in cc's)	129,353	132,256	2,903	626,400	505,054

*all products containing this antigen

**not shown since fewer than three distributors reported

***includes polyvalent and bivalent vaccines

MONTHLY BIOLOGIC SUMMARY FOR MARCH 1977

PRODUCT DESCRIPTION	NET NUMBER OF DOSES SOLD OR DISTRIBUTED THIS MONTH	GROSS NUMBER OF DOSES SOLD OR DISTRIBUTED THIS MONTH	NUMBER OF DOSES RETURNED DURING MONTH	NUMBER OF FINISHED DOSES READY FOR IMMEDIATE SHIPMENT AT MONTH END	NUMBER OF FINISHED DOSES NOT READY FOR IMMEDIATE SHIPMENT
Influenza Virus Vaccine, Bivalent*** Monovalent	22,490 52,970	48,800 121,590	26,310 68,620	360 667,340	---- ----
Diphtheria Toxoid with Tetanus Toxoid (pediatric)	59,277	72,907	13,630	272,043	419,640
Diphtheria and Tetanus Toxoids with Pertussis Vaccine	919,742	1,010,422	90,680	2,890,731	1,416,611
Tetanus Toxoid with Diphtheria Toxoid (adult)	492,045	523,449	31,404	2,694,408	560,052
Diphtheria Toxoid	210	210	----	7,230	6,560
† Tetanus Toxoid	940,212	1,002,188	61,976	3,923,318	767,548
Pertussis Vaccine	2,290	2,515	225	20,130	15,410
Poliomyelitis Vaccine, Live, Oral, Trivalent	1,931,180	1,962,730	31,550	5,401,315	----
Measles Virus Vaccine, Live, Attenuated*	973,513	1,055,219	81,706	561,186	----
Rubella Virus Vaccine, Live*	617,745	635,420	17,675	444,285	----
Smallpox Vaccine	829,646	856,671	27,025	918,322	19,135,500
Rabies Vaccine	**	**	**	**	**
Immune Serum Globulin, Human (reported in cc's)	477,449	491,778	14,329	947,043	562,692
Tetanus Immune Globulin, Human (reported in cc's)	125,953	130,442	4,489	546,474	320,834

*all products containing this antigen

**not shown since fewer than three distributors reported

***includes polyvalent and bivalent vaccines

MONTHLY BIOLOGIC SUMMARY FOR APRIL 1977

PRODUCT DESCRIPTION	NET NUMBER OF DOSES SOLD OR DISTRIBUTED THIS MONTH	GROSS NUMBER OF DOSES SOLD OR DISTRIBUTED THIS MONTH	NUMBER OF DOSES RETURNED DURING MONTH	NUMBER OF FINISHED DOSES READY FOR IMMEDIATE SHIPMENT AT MONTH END	NUMBER OF FINISHED DOSES NOT READY FOR IMMEDIATE SHIPMENT
Influenza Virus Vaccine, Bivalent***	-62,140	9,580	71,720	2,070	---
Monovalent	-121,310	410	121,720	664,750	---
Diphtheria Toxoid with Tetanus Toxoid (pediatric)	55,111	66,771	11,660	233,850	475,510
Diphtheria and Tetanus Toxoids with Pertussis Vaccine	1,122,755	1,167,083	44,328	2,555,408	1,015,861
Tetanus Toxoid with Diphtheria Toxoid (adult)	573,170	579,965	6,795	2,468,713	716,659
Diphtheria Toxoid	600	600	---	6,630	6,560
Tetanus Toxoid	1,084,104	1,134,513	50,409	3,813,689	1,484,163
Pertussis Vaccine	805	1,330	525	24,980	9,230
Poliomyelitis Vaccine, Live, Oral, Trivalent	**	**	**	**	**
Measles Virus Vaccine, Live, Attenuated*	1,014,360	1,121,106	106,746	329,155	---
Rubella Virus Vaccine, Live*	634,820	652,011	17,191	381,086	---
Smallpox Vaccine	147,106	162,856	15,750	831,579	19,102,500
Rabies Vaccine	**	**	**	**	**
Immune Serum Globulin, Human (reported in cc's)	380,656	395,565	14,909	1,413,038	355,019
Tetanus Immune Globulin, Human (reported in cc's)	81,541	84,858	3,317	425,019	326,074

*all products containing this antigen

**not shown since fewer than three distributors reported

***includes polyvalent and bivalent vaccines

MONTHLY BIOLOGIC SUMMARY FOR MAY 1977

PRODUCT DESCRIPTION	NET NUMBER OF DOSES SOLD OR DISTRIBUTED THIS MONTH	GROSS NUMBER OF DOSES SOLD OR DISTRIBUTED THIS MONTH	NUMBER OF DOSES RETURNED DURING MONTH	NUMBER OF FINISHED DOSES READY FOR IMMEDIATE SHIPMENT AT MONTH END	NUMBER OF FINISHED DOSES NOT READY FOR IMMEDIATE SHIPMENT
Influenza Virus Vaccine, Bivalent***	-35,415	15,560	50,975	1,600	7,976,213
Monovalent	-65,135	80	65,215	665,900	---
Diphtheria Toxoid with Tetanus Toxoid (pediatric)	70,512	80,747	10,235	406,130	421,047
Diphtheria and Tetanus Toxoids with Pertussis Vaccine	2,521,020	2,558,508	37,488	2,207,893	2,084,891
Tetanus Toxoid with Diphtheria Toxoid (adult)	1,015,995	1,029,515	13,520	2,839,328	533,481
Diphtheria Toxoid	130	130	---	6,500	6,560
o Tetanus Toxoid	1,030,975	1,084,095	53,120	3,784,125	1,270,715
Pertussis Vaccine	-2,065	560	2,625	12,040	21,610
Poliomyelitis Vaccine, Live, Oral, Trivalent	**	**	**	**	**
Measles Virus Vaccine, Live, Attenuated*	1,349,829	1,365,961	16,132	510,306	---
Rubella Virus Vaccine, Live*	626,344	645,063	18,719	304,253	---
Smallpox Vaccine	736,431	758,541	22,110	423,971	18,366,925
Rabies Vaccine	**	**	**	**	**
Immune Serum Globulin, Human (reported in cc's)	443,357	454,910	11,553	1,830,130	794,417
Tetanus Immune Globulin, Human (reported in cc's)	95,628	99,287	3,659	483,299	49,094

*all products containing this antigen

**not shown since fewer than three distributors reported

***includes polyvalent and bivalent vaccines

MONTHLY BIOLOGIC SUMMARY FOR JUNE 1977

PRODUCT DESCRIPTION	NET NUMBER OF DOSES SOLD OR DISTRIBUTED THIS MONTH	GROSS NUMBER OF DOSES SOLD OR DISTRIBUTED THIS MONTH	NUMBER OF DOSES RETURNED DURING MONTH	NUMBER OF FINISHED DOSES READY FOR IMMEDIATE SHIPMENT AT MONTH END	NUMBER OF FINISHED DOSES NOT READY FOR IMMEDIATE SHIPMENT
Influenza Virus Vaccine, Bivalent***	8,849,590	8,906,050	56,460	1,633,020	1,226,240
Monovalent	-53,300	---	53,300	701,600	---
Diphtheria Toxoid with Tetanus Toxoid (pediatric)	54,127	68,327	14,200	523,550	244,160
Diphtheria and Tetanus Toxoids with Pertussis Vaccine	1,480,205	1,526,589	46,384	4,171,099	1,153,040
Tetanus Toxoid with Diphtheria Toxoid (adult)	619,320	630,220	10,900	2,649,089	556,548
Diphtheria Toxoid	590	590	---	5,910	6,560
✓ Tetanus Toxoid	1,381,568	1,427,315	45,747	3,323,109	933,577
Pertussis Vaccine	-610	1,400	2,010	10,640	21,610
Poliomyelitis Vaccine, Live, Oral, Trivalent	**	**	**	**	**
Measles Virus Vaccine, Live, Attenuated*	708,100	725,087	16,987	841,655	---
Rubella Virus Vaccine, Live*	578,024	597,687	19,663	478,495	---
Smallpox Vaccine	139,204	160,209	21,005	398,801	18,366,925
Rabies Vaccine	**	**	**	**	**
Immune Serum Globulin, Human (reported in cc's)	620,619	632,723	12,104	1,699,187	535,478
Tetanus Immune Globulin, Human (reported in cc's)	72,239	76,589	4,350	582,354	50,000

*all products containing this antigen

**not shown since fewer than three distributors reported

***includes polyvalent and bivalent vaccines

NET DISTRIBUTION OF BIOLOGICS

UNITED STATES

1977

Product Description	Net Doses Distributed	
	January	June
Influenza Virus Vaccine, Bivalent***	8,707,905	5,664,845
Diphtheria Toxoid with Tetanus Toxoid (pediatric)		333,876
Diphtheria and Tetanus Toxoids with Pertussis Vaccine	8,516,510	
Tetanus Toxoid with Diphtheria Toxoid (adult)	4,579,674	
Diphtheria Toxoid		1,530
Tetanus Toxoid	6,018,702	
Pertussis Vaccine		11,045
Poliomyelitis Vaccine, Live, Oral, Trivalent	5,423,965****	
Measles Virus Vaccine, Live, Attenuated*	6,129,339	
Rubella Virus Vaccine, Live*	3,580,375	
Smallpox Vaccine	2,219,993	
Rabies Vaccine		**
Immune Serum Globulin, Human (reported in cc's)	2,768,381	
Tetanus Immune Globulin, Human (reported in cc's)		634,542

*all products containing this antigen

**not shown since fewer than three distributors reported

***includes polyvalent and bivalent vaccines

****net doses distributed for Jan-Mar

Figure 1
DIPHTHERIA TOXOID, PERTUSSIS VACCINE, AND TETANUS TOXOID
NET DISTRIBUTION BY MONTH – UNITED STATES

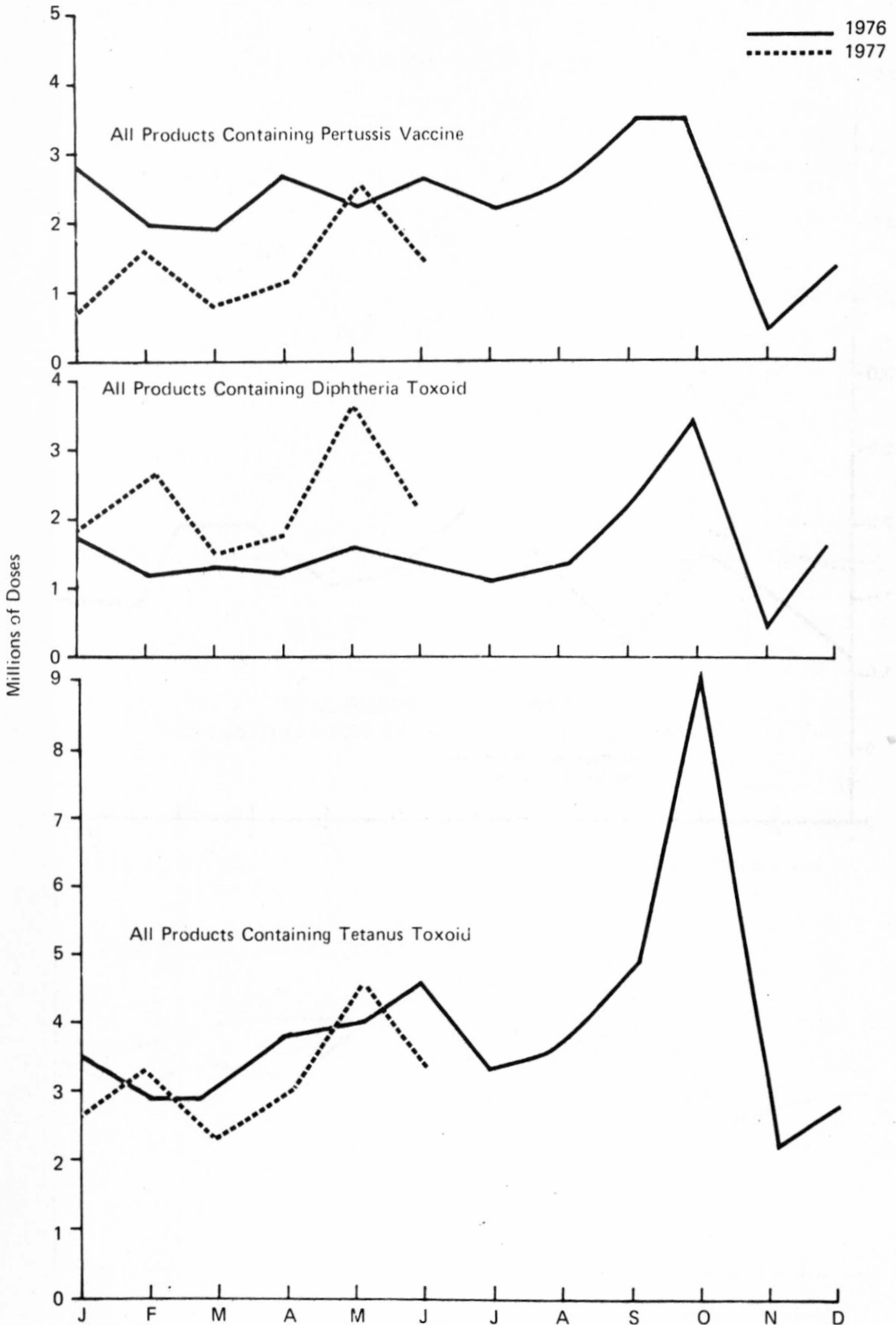


Figure 2
**POLIOVIRUS VACCINE, LIVE, ORAL, TRIVALENT
 NET DISTRIBUTION BY MONTH – UNITED STATES**

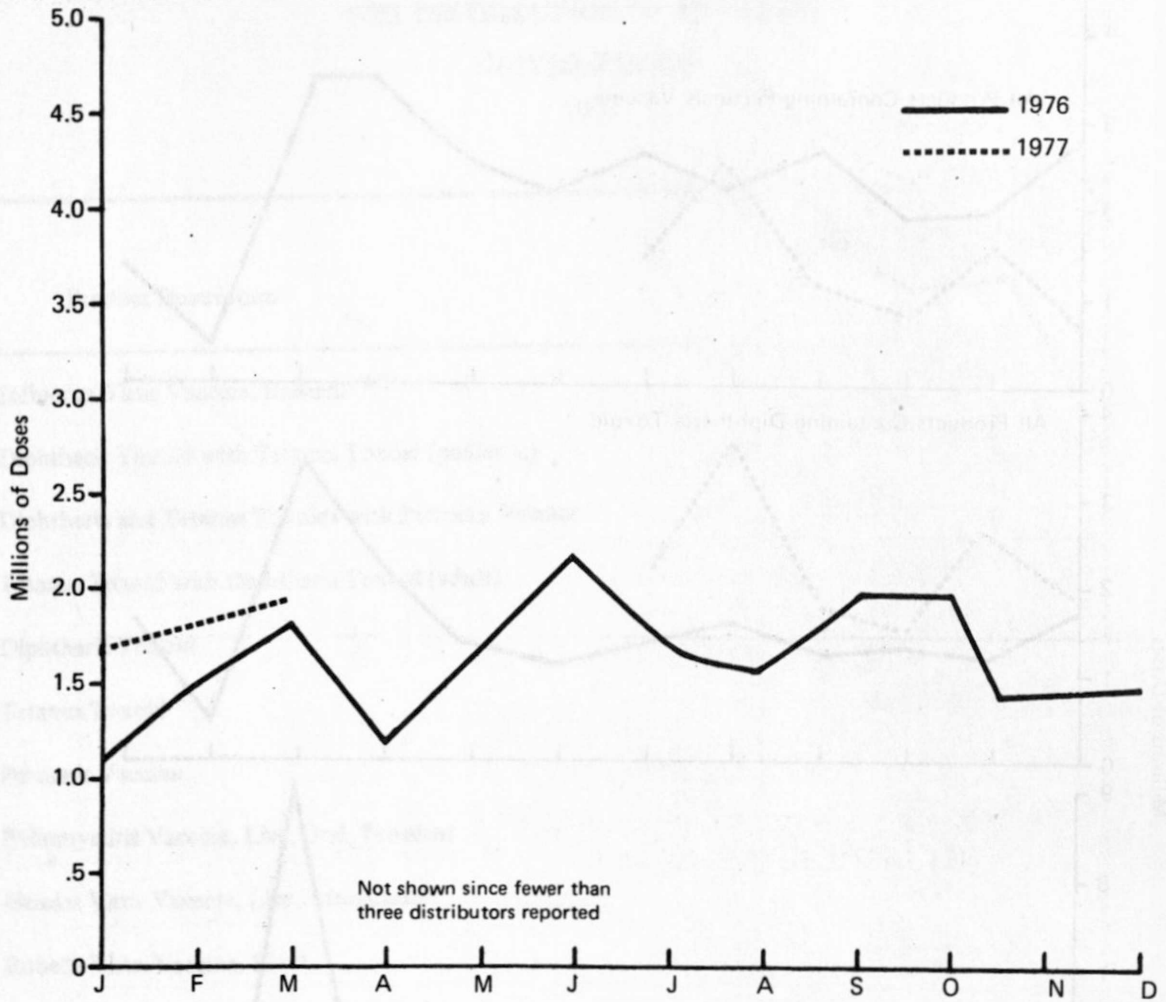


Figure 3
LIVE ATTENUATED MEASLES VACCINE*
NET DISTRIBUTION BY MONTH – UNITED STATES

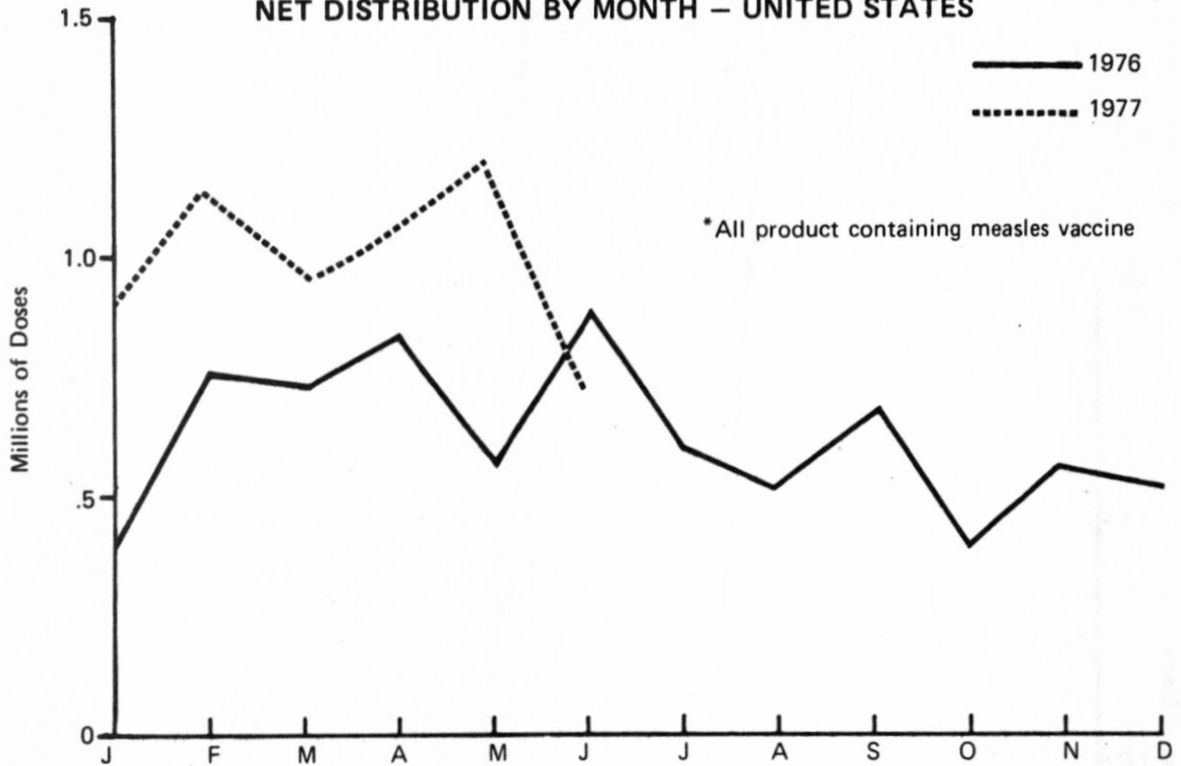


Figure 4
LIVE RUBELLA VACCINE*
NET DISTRIBUTION BY MONTH – UNITED STATES

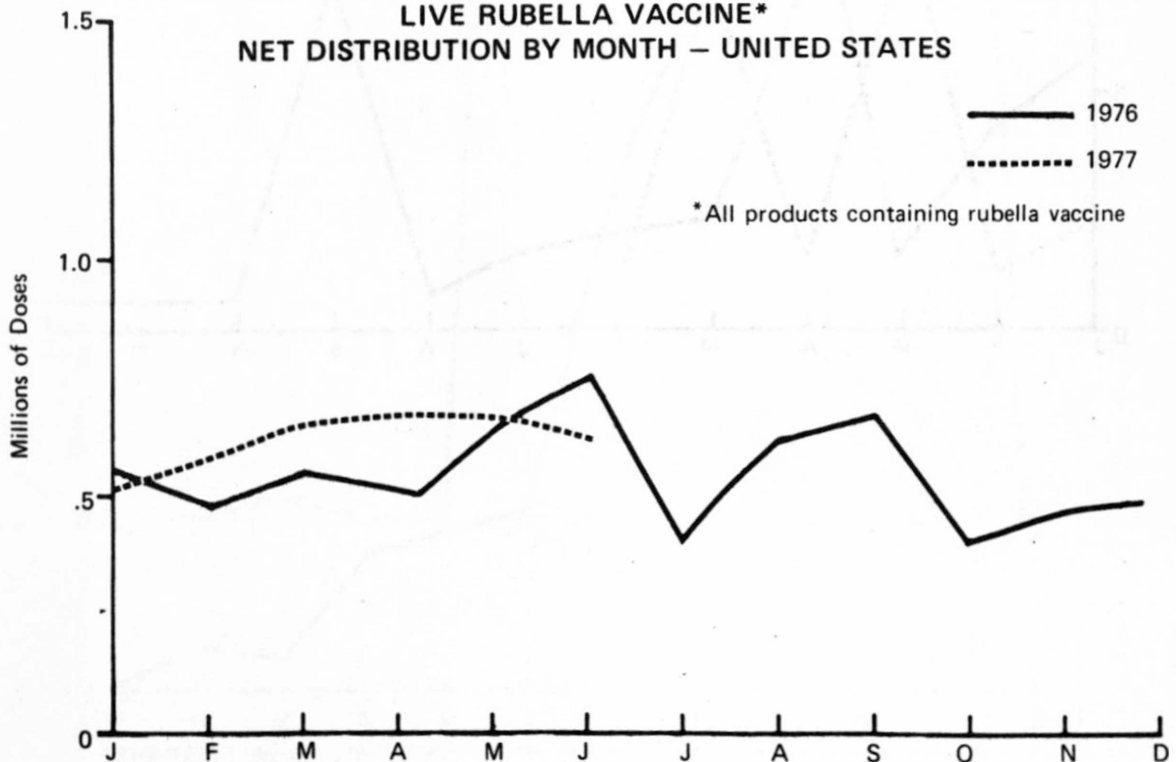


Figure 5
SMALLPOX VACCINE
NET DISTRIBUTION BY MONTH – UNITED STATES

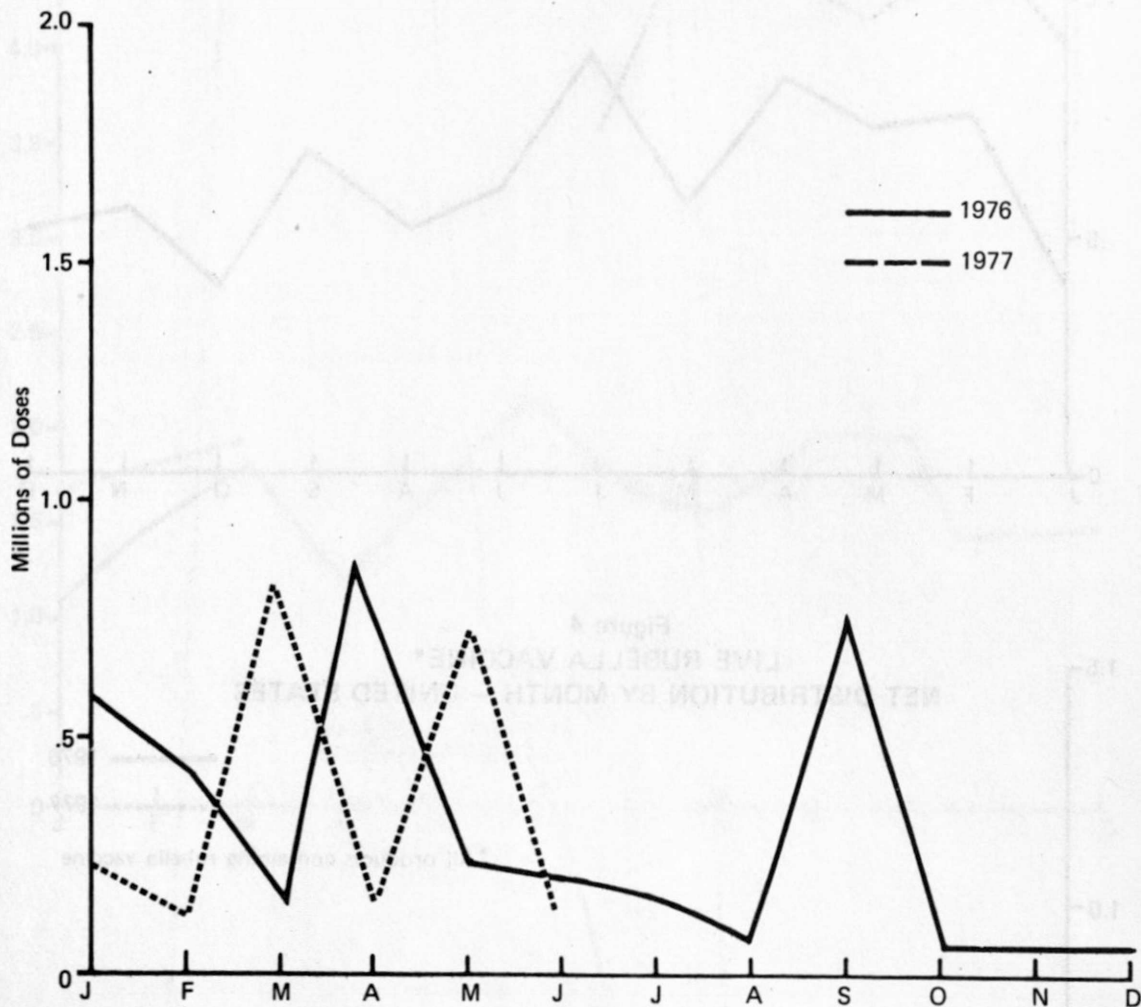
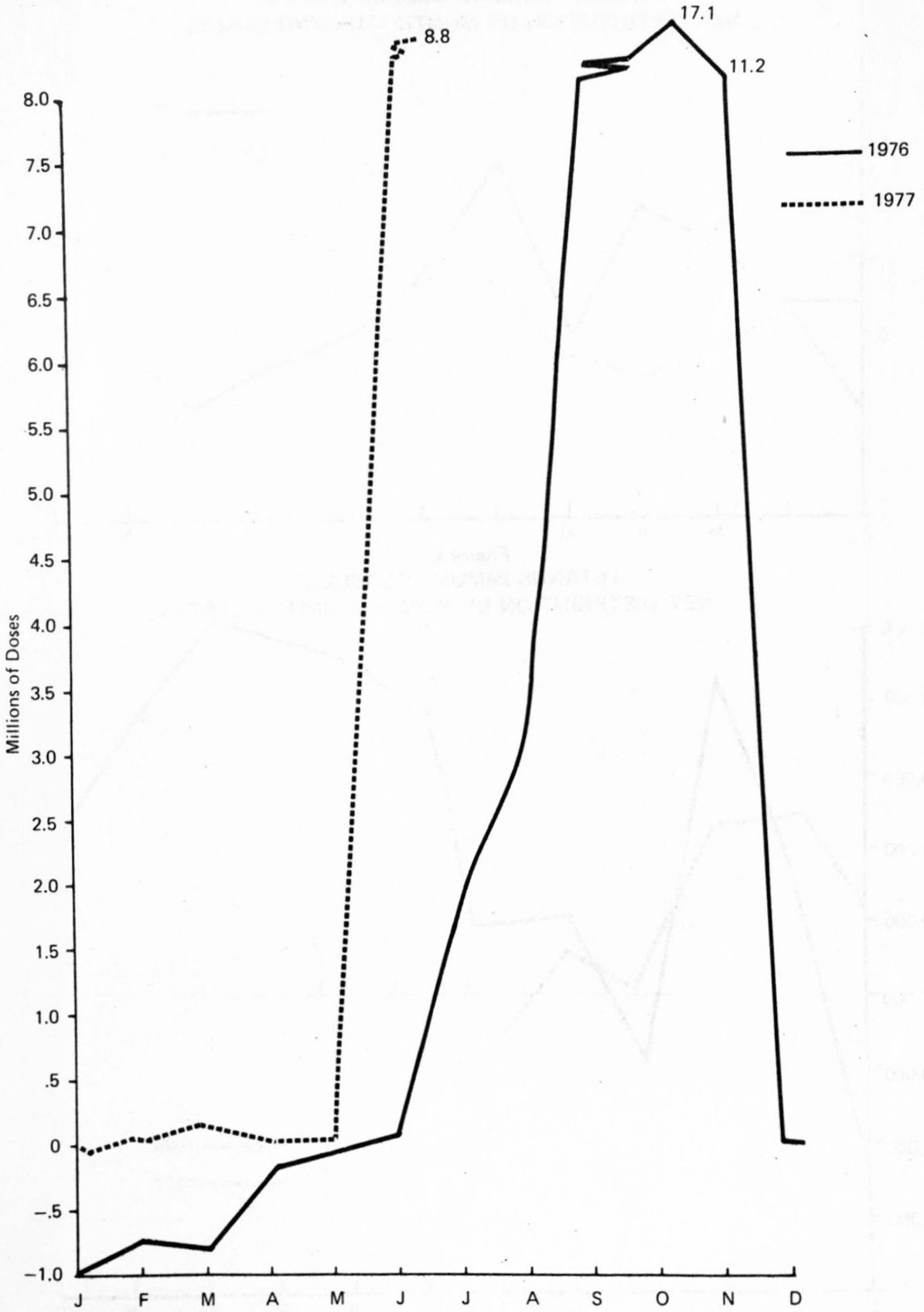


Figure 6
 BIVALENT INFLUENZA VIRUS VACCINE*
 NET DISTRIBUTION BY MONTH - UNITED STATES



*June 1975 - June 1976 includes polyvalent and bivalent vaccines

Figure 7
IMMUNE SERUM GLOBULIN (HUMAN)
NET DISTRIBUTION BY MONTH - UNITED STATES

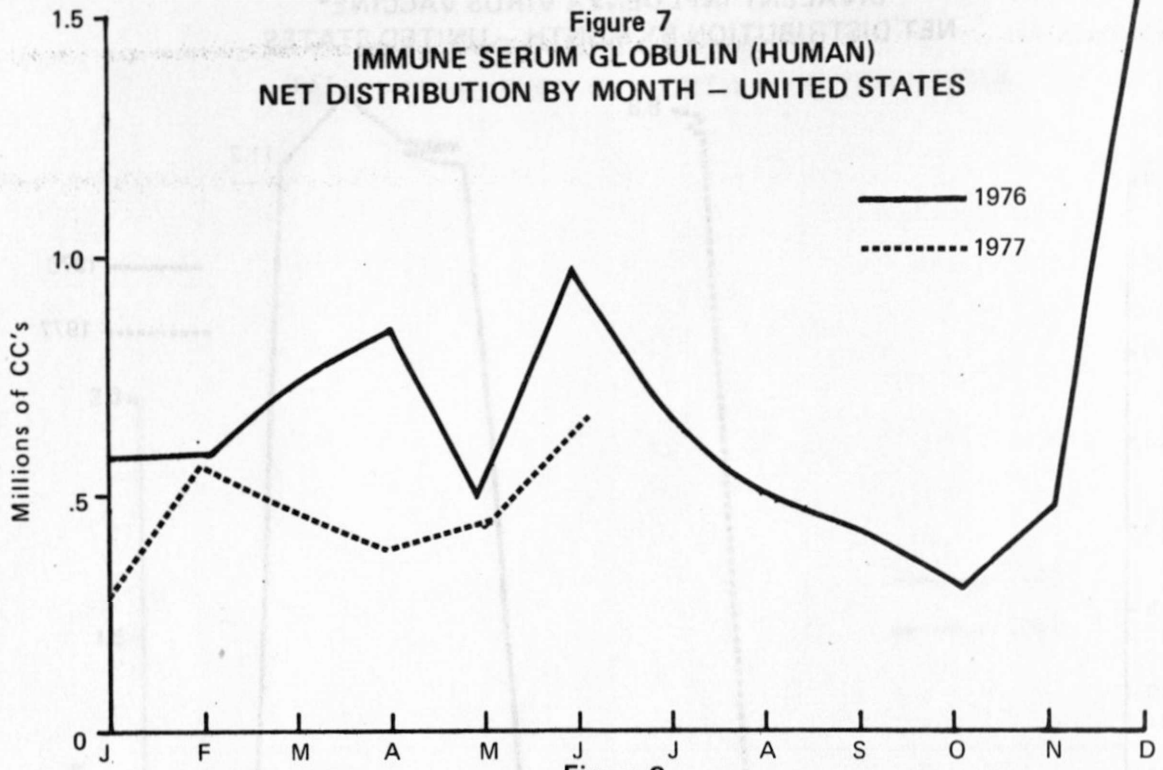


Figure 8
TETANUS IMMUNE GLOBULIN
NET DISTRIBUTION BY MONTH - UNITED STATES

