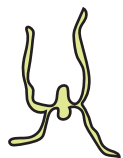



**A**

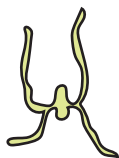
Late 3rd instar larval  
Malpighian tubules



Persists



Adult  
Malpighian tubules

**B**

Late 3rd instar  
larval midgut



171C

Tissue destruction



Differentiated from diploid  
progenitors

Adult  
midgut



32C

**C**

Average:

171C

168C

