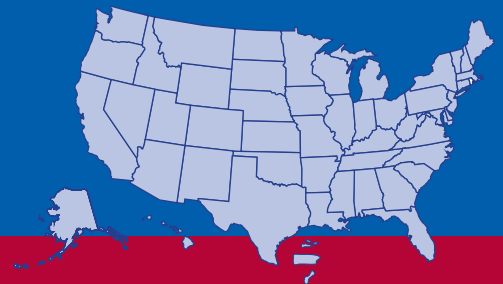


PUBLIC HEALTH EMERGENCY PREPAREDNESS COOPERATIVE AGREEMENT (PHEP) PROGRAM



RHODE ISLAND

15 Years of PHEP

In response to the deadly events of September 11, 2001, and the subsequent anthrax attacks, Congress established a new program to help health departments across the nation prepare for emergencies. It is now 15 years since CDC initiated the [Public Health Emergency Preparedness \(PHEP\) program](#).

Every year since, the PHEP program has provided vital resources to ensure communities can effectively respond to infectious disease outbreaks, natural disasters, and chemical, biological, radiological, or nuclear events.

PHEP Now

In 2017, PHEP provided \$612 million across public health departments to improve response readiness. About 40% of funds went to support epidemiologists (disease detectives), lab staff, planners, and other preparedness staff on the ground.

In the future, CDC will continue to support PHEP awardees by sharing technical expertise, best practices, and lessons learned, along with tools and resources to identify and address gaps.

Learn More

For more information about the PHEP Program, visit www.cdc.gov/phpr/map.htm.

AT A GLANCE

In Rhode Island

- ▶ 1.1 million residents
- ▶ 100% reside in Cities Readiness Initiative metropolitan statistical areas (CRI MSA). A federally funded program, CRI helps cities effectively respond to large-scale public health emergencies requiring life-saving medications and medical supplies.
- ▶ - local public health departments

Key Emergency Operations Center Activations

- ▶ 2014: Severe Winter Storm & Ebola Response
- ▶ 2015: Severe Winter Storm

Frequent Public Health Emergencies

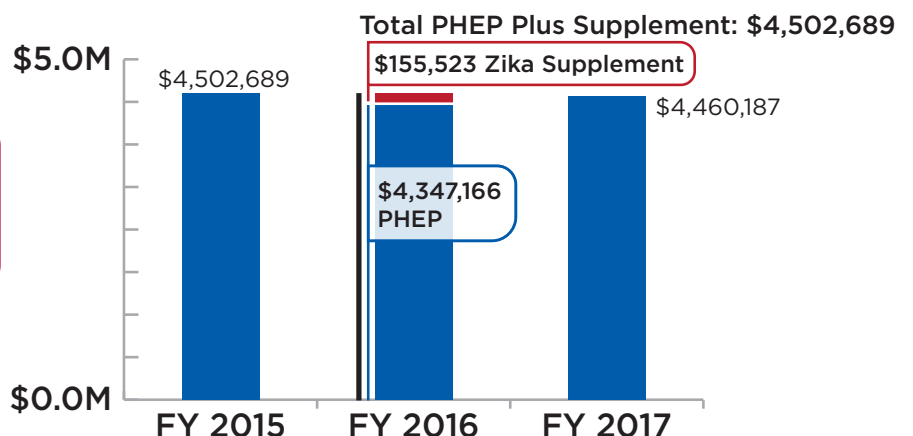
- ▶ Winter Storms
- ▶ Flooding
- ▶ Tropical Storms/Hurricanes

PHEP funds programs and activities that build and strengthen the nation's preparedness for public health emergencies.


Preparedness and Response Funding Snapshot

FY 2017 PHEP - \$4,460,187

Base Plus Population - \$4,187,766
 Cities Readiness Initiative - \$272,421
 Level 1 Chemical Lab - \$-



PHEP IN ACTION—STOPPING A MENINGITIS B OUTBREAK



When an outbreak of meningitis B in 2015 left two Providence College students hospitalized and 3,800 students at risk, the Rhode Island Department of Health partnered with Providence College to organize a mass vaccination clinic on campus. The Department of Health relied on its PHEP-funded contract with the Rhode Island Medical Reserve Corps (RI MRC) to provide vaccinators. As a result, 3,061 students were vaccinated in one day, helping to prevent further cases.

CDC identified 15 public health preparedness capabilities critical to public health preparedness.

TOP PHEP CAPABILITY INVESTMENTS

1. Public Health Laboratory Testing
2. Public Health Surveillance & Epidemiologic Investigation
3. Medical Countermeasure Dispensing
4. Community Preparedness
5. Emergency Operations Coordination

For a complete list of all 15 public health preparedness capabilities, visit www.cdc.gov/phpr/readiness/capabilities.htm.

Medical Countermeasure Readiness: Ensuring that medicine and supplies get to those who need them most during an emergency.

KEY STRENGTH	KEY CHALLENGE
Maintenance of a registry of individuals with special healthcare needs who may need additional assistance in an emergency	Limited health and safety plans for responders at points of dispensing

States, territories, and localities are required to develop emergency plans covering children, pregnant women, and other vulnerable populations.

Households included children	34%
Respondents who know they are pregnant	2%
Respondents 65 or older	21%
Respondents who reported having diabetes	9%
Respondents who reported a condition that limits activities	21%
Respondents who reported a health problem that required the use of specialized equipment	9%

PHEP funds support staff who have expertise in many different areas.

PHEP-Funded Staff	
CDC Field Staff	1
Educators	2
Epidemiologists	1
Health Professionals	2
Laboratorians	7
Other Staff	12

PHEP PROGRAM—KEY PERFORMANCE MEASURE RESULTS

In an emergency, it is critical that staff can meet quickly to plan for, lead, and manage a public health response. Public health staff serve as Incident Commanders, Public Information Officers, Planning Section Chiefs, Operations Section Chiefs, and other response roles.

Emergency Operations Coordination	2014	2015	2016
Number of minutes for public health staff with incident management lead roles to report for immediate duty	5	20	9

Timely and effective communication between lab and epidemiologic staff can reduce death and injuries in a public health emergency.

Public Health Laboratory Testing	2016
Result of communication drill between laboratory and epidemiological staff	Completed drill in time: (target: 45 mins) Completed drill in time: (target: 45 mins)

Laboratory Response Network biological (LRN-B) and PulseNet labs rapidly identify and notify CDC of potential biological health threats to minimize disease outbreaks. CDC manages the LRN-B, a group of public health labs with testing capabilities to detect and confirm biological health threats. CDC also manages PulseNet, a national network of labs that analyzes and connects foodborne illness cases together to identify outbreak sources.

Current number of LRN-B public health labs: 1

Public Health Laboratory Testing: LRN-B	2014	2015	2016
Proportion of LRN-B proficiency tests passed	3/3	2/2	2/2
Public Health Laboratory Testing: PulseNet	2014	2015	2016
Percentage of <i>E. coli</i> -positive tests analyzed and uploaded into PulseNet national database within four working days	100% (target: 90%)	0% (target: 90%)	100% (target: 90%)
Percentage of <i>Listeria</i> -positive tests analyzed and uploaded into PulseNet national database within four working days	N/A	N/A	100% (target: 90%)

LRN chemical (LRN-C) labs rapidly identify exposures to toxic chemicals, aid diagnoses, and minimize further human exposures. CDC manages the LRN-C, a group of labs with testing capabilities to detect and confirm chemical health threats. LRN-C labs are designated as Level 1, 2, or 3, with Level 1 labs demonstrating the most advanced capabilities.

Current number and level of LRN-C Labs: 1 (Level 2)

Public Health Laboratory Testing: LRN-C	2014	2015	2016
Proportion of core chemical agent detection methods demonstrated by Level 1 and/or Level 2 labs	8/9	9/9	8/9
Number of additional chemical agent detection methods demonstrated by Level 1 and/or Level 2 labs	0	0	0
Result of LRN exercise to collect, package, and ship samples	Passed	Passed	Passed



For more information on
CDC's Public Health Emergency Preparedness Program, visit
www.cdc.gov/phpr/map.htm