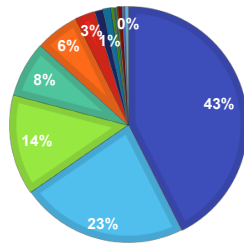


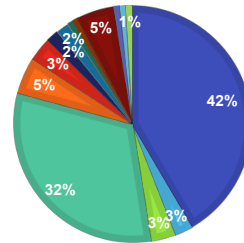
Supplemental Figure 1. Proportion of children with a given dominant bacterial taxon

- *Streptococcus* sp.
- *Haemophilus* sp.
- *Pasteurellaceae* family
- *Fusobacterium* sp.
- *Corynebacterium* sp.
- *Leptotrichia* sp.
- *Rothia* sp.
- *Actinomyces* sp.
- *Bacteroidetes* phylum
- *Moraxella* sp.
- *Prevotella* sp.
- *Neisseria* sp.
- *Veillonella* sp.
- *Dolosigranulum* sp.
- *Mycoplasma* sp.
- *Porphyromonadaceae* family
- *Gemella* sp.
- *Rhodanobacter* sp.

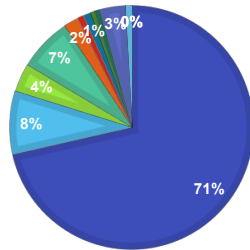
SPUTUM < 5



SPUTUM 5+



NP/OP < 5



NP/OP 5+

