
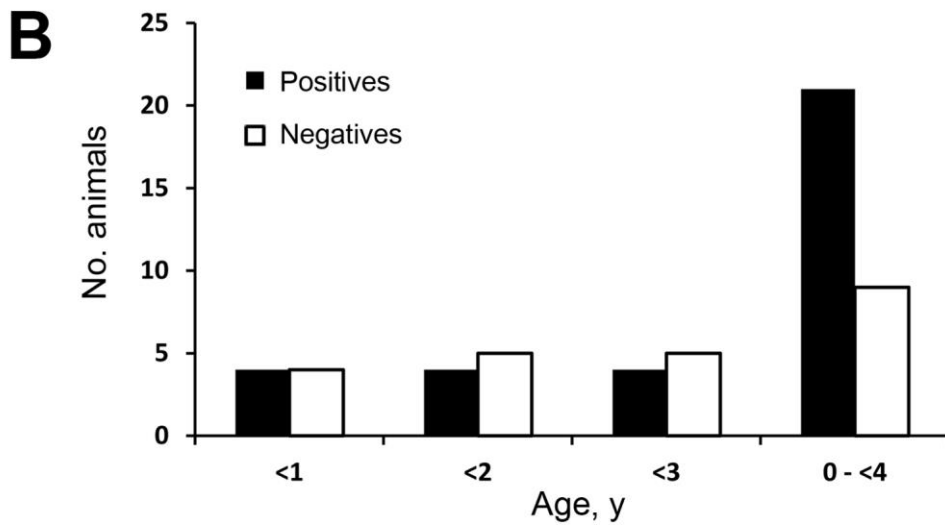
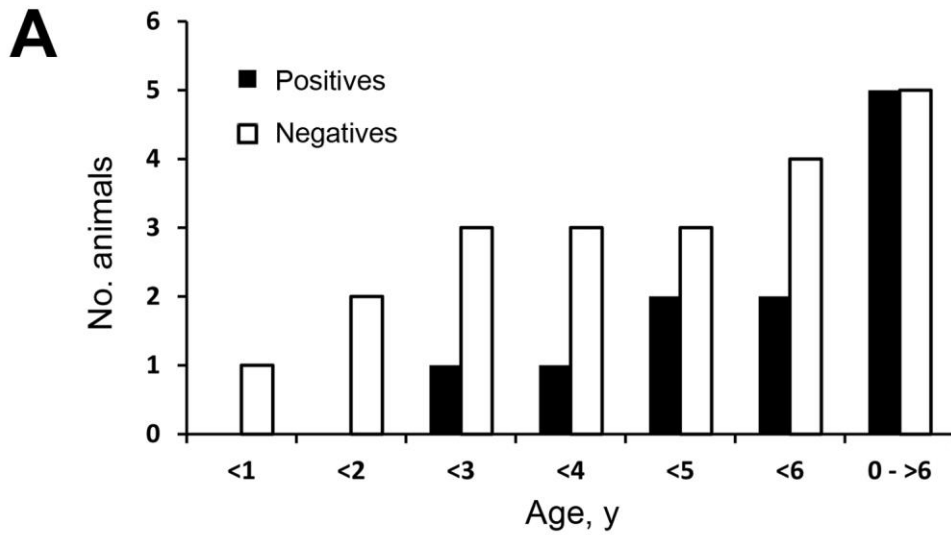


# Spillover of Peste des Petits Ruminants Virus from Domestic to Wild Ruminants in the Serengeti Ecosystem, Tanzania

## Technical Appendix



**Technical Appendix Figure 1.** Screening of swab samples from domestic small ruminants in the Esieki plains for detection of viral antigen by lateral flow device. A-C) Positive samples from sheep as indicated by a dark line under “T” (test); D) negative sample from a goat.



**Technical Appendix Figure 2.** Results of sampling for selected wildlife in Tanzania, 2014. A) Age-specific, antibody-positive, and negative data for buffalo sampled. B) Age-specific, antibody-positive, and negative data for Grant's gazelle sampled.