















# FOOD SAFETY



## PROGRESS REPORT

FOR 2011



Disease Agents	Percentage change in 2011 compared with 2006-2008		2011 rate per 100,000 Population	2020 target rate per 100,000 Population	Notes
<i>Campylobacter</i>		 14% increase	14.31		For every <i>Campylobacter</i> case reported, there are 30 cases not diagnosed
<i>Escherichia coli</i> O157		 25% decrease	0.98		For every <i>E. coli</i> O157 case reported, there are 26 cases not diagnosed
<i>Listeria</i>		No change	0.28		For every <i>Listeria</i> case reported, there are 2 cases not diagnosed
<i>Salmonella</i>		No change	16.47		For every <i>Salmonella</i> case reported, there are 29 cases not diagnosed
<i>Vibrio</i>		No change	0.33		For every <i>Vibrio parahaemolyticus</i> case reported, there are 142 cases not diagnosed
<i>Yersinia</i>		No change	0.34		For every <i>Yersinia</i> case reported, there are 123 cases not diagnosed



U.S. Department of  
Health and Human Services  
Centers for Disease  
Control and Prevention

For more information, see <http://www.cdc.gov/foodnet/>

Preliminary FoodNet 2011 Data