

Occupational Health Profile, 2008–2012

North Central District Health Department

Antelope, Boyd, Brown, Cherry, Holt, Keya Paha, Knox, Pierce, and Rock Counties

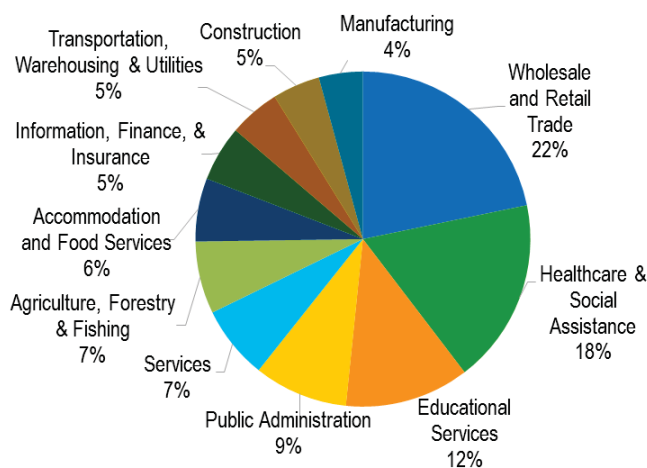
WORK AND PUBLIC HEALTH

- Work is one the most important determinants of a persons' health.
- A safe and healthy workforce benefits Nebraska's overall health and economy.
- The Nebraska Occupational Safety and Health Surveillance Program tracks work-related injuries, illnesses and hazards.
- Occupational health surveillance helps identify worker health trends, detect emerging hazards, and develop prevention strategies with the goal of reducing work-related injuries and illnesses.

WORKFORCE

- In 2012, there were 26,885 employed persons residing in the North Central District Health Department jurisdiction. ¹
- The wholesale and retail trade industry employed 22% of workers and was the largest employing sector. ²

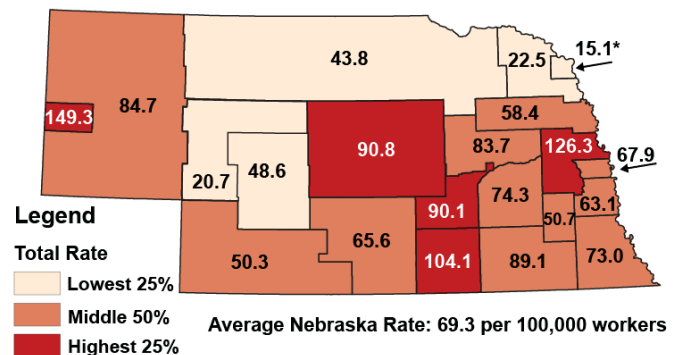
Distribution of LHD workforce by industry, 2012 ²



*LHD=Local Health Department

continued on next page

Average rate of work-related inpatient hospitalizations per 100,000 workers, LHD regions, 2008–2012 ³



* Rate does not reflect patients treated in out-of-state hospitals

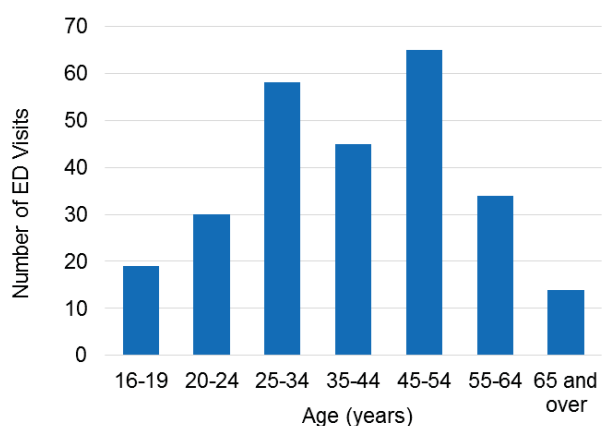
INPATIENT HOSPITALIZATIONS

- From 2008 to 2012, there were 57 inpatient hospitalizations due to work-related injury or illness. ³
- The work-related inpatient hospitalization rate was 43.8 per 100,000 workers and was lower than the overall Nebraska rate of 69.3. ³

EMERGENCY DEPARTMENT VISITS

- From 2008 to 2012, there were 265 emergency department visits due to work-related injury or illness. ⁴
- The average work-related emergency department (ED) visit rate was 203.8 cases per 100,000 workers and was lower than the overall Nebraska rate of 716.2. ⁴
- Workers aged 45-54 years old experienced the most work-related ED visits. ⁴

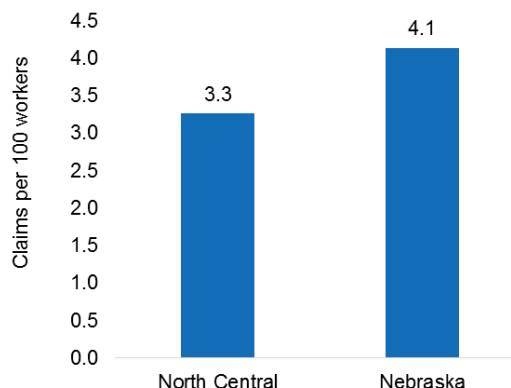
Work-related ED visits by age group, LHD, 2008–2012 ⁴



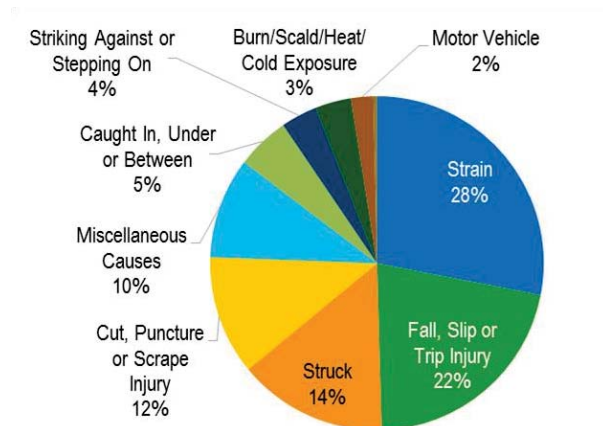
WORKERS' COMPENSATION CLAIMS

- From 2008 to 2012, there were 4,238 injuries and illnesses reported to workers' compensation.⁵
- The workers' compensation claim rate was 3.3 claims per 100 workers, which was lower than the overall Nebraska rate of 4.1.⁵
- Strains were the most common cause of injury, representing 28% workers' compensation claims.⁵
- The most common types of injuries/illnesses reported were strain, laceration, and contusion.⁵

Average workers' compensation claim rate, LHD and Nebraska, 2008–2012⁵



Percent of LHD workers' compensation claims by cause of injury, 2008–2012⁵



Top 10 types of injury among LHD workers' compensation claims, Nebraska, 2008–2012⁵

Type of Injury	Number	Percent
Strain	1,288	30.4
Laceration	546	12.9
Contusion	539	12.7
Specific Injuries-not classifiable	306	7.2
Sprain	270	6.4
Fracture	229	5.4
Foreign Body	211	5.0
Puncture	164	3.9
Multiple Physical Injuries	116	2.7
Burn	94	2.2

REFERENCES

1. Nebraska Department of Labor. Employer Quarterly Unemployment Insurance Data, 2012 4th Quarter Averages.
2. U.S. Bureau of Labor Statistics, Local Area Unemployment Statistics, 2012.
3. Nebraska Hospital Association. Nebraska Hospital Discharge Data, Inpatient Hospitalizations, 2008-2012.
4. Nebraska Hospital Association. Nebraska Hospital Discharge Data, Emergency Department Visits, 2008-2012.
5. Nebraska Workers' Compensation Court, Claims Data.



This project was funded by cooperative agreement 5U600OH09859 from CDC-NIOSH. Its contents are solely the responsibility of the authors and do not necessarily represent official views of CDC/NIOSH

OCCUPATIONAL HEALTH RESOURCES

National Institute for Occupational Safety and Health
<http://www.cdc.gov/niosh/>
 State-based Occupational Health Surveillance Clearinghouse
<http://wwwn.cdc.gov/niosh-survapps/statedocs/>
 Occupational Safety and Health Administration (OSHA)
<http://www.osha.gov>
 Nebraska Safety Council
<https://www.nesafetycouncil.org/>
 Council of State and Territorial Epidemiologists (CSTE)
<http://www.cste.org/group/OHOverview>.

FOR MORE INFORMATION

Nebraska Department of Health and Human Services
 Occupational Safety and Health Surveillance Program
 Phone: 402-471-2822

www.dhhs.ne.gov/publichealth/occhealth/