

# Occupational Health Profile, 2008–2012

## Elkhorn Logan Valley Public Health Department

Burt, Cuming, Madison, and Stanton Counties

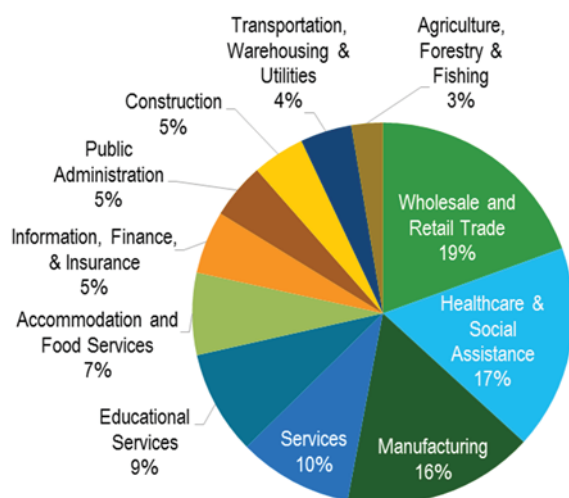
### WORK AND PUBLIC HEALTH

- Work is one the most important determinants of a persons' health.
- A safe and healthy workforce benefits Nebraska's overall health and economy.
- The Nebraska Occupational Safety and Health Surveillance Program tracks work-related injuries, illnesses and hazards.
- Occupational health surveillance helps identify worker health trends, detect emerging hazards, and develop prevention strategies with the goal of reducing work-related injuries and illnesses.

### WORKFORCE

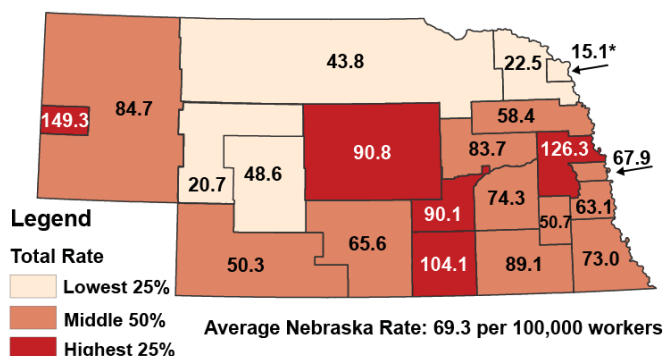
- In 2012, there were 31,221 employed persons residing in the Elkhorn Logan Valley Public Health jurisdiction. <sup>1</sup>
- The wholesale and retail trade industry employed 19% of workers and was the largest employing sector. <sup>2</sup>

Distribution of LHD workforce by industry, 2012 <sup>2</sup>



\*LHD=Local Health Department  
continued on next page

Average rate of work-related inpatient hospitalizations per 100,000 workers, LHD regions, 2008–2012 <sup>3</sup>



\* Rate does not reflect patients treated in out-of-state hospitals

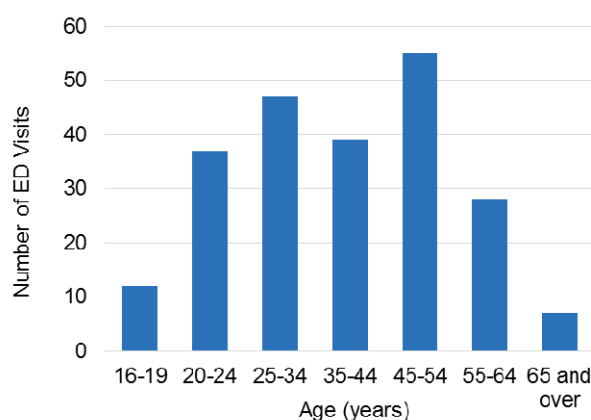
### INPATIENT HOSPITALIZATIONS

- From 2008 to 2012, there were 89 inpatient hospitalizations due to work-related injury or illness. <sup>3</sup>
- The work-related inpatient hospitalization rate was 58.4 per 100,000 workers and was lower than the overall Nebraska rate of 69.3. <sup>3</sup>

### EMERGENCY DEPARTMENT VISITS

- From 2008 to 2012, there were 225 emergency department visits due to work-related injury or illness. <sup>4</sup>
- The average work-related emergency department (ED) visit rate was 147.5 cases per 100,000 workers and was lower than the overall Nebraska rate of 716.2. <sup>4</sup>
- Workers aged 45–54 years old experienced the most work-related ED visits. <sup>4</sup>

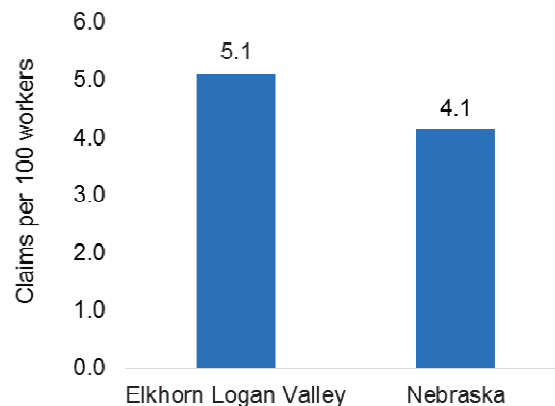
Work-related ED visits by age group, LHD, 2008–2012 <sup>4</sup>



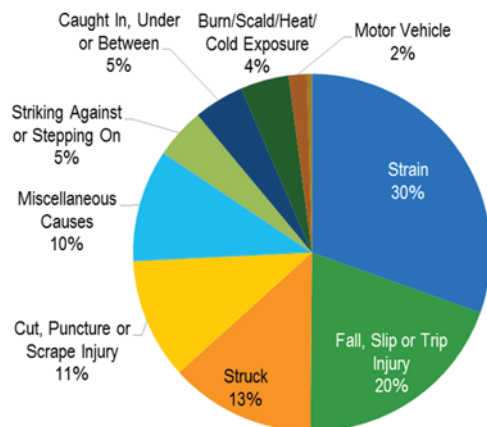
## WORKERS' COMPENSATION CLAIMS

- From 2008 to 2012, there were 7,783 injuries and illnesses reported to workers' compensation. <sup>5</sup>
- The workers' compensation claim rate was 5.1 claims per 100 workers, which was higher than the overall Nebraska rate of 4.1. <sup>5</sup>
- Strains were the most common cause of injury, representing 30% workers' compensation claims. <sup>5</sup>
- The most common types of injuries/illnesses reported were strain, laceration, and contusion. <sup>5</sup>

Average workers' compensation claim rate, LHD and Nebraska, 2008–2012 <sup>5</sup>



Percent of LHD workers' compensation claims by cause of injury, 2008–2012 <sup>5</sup>



Top 10 types of injury among LHD workers' compensation claims, Nebraska, 2008–2012 <sup>5</sup>

Type of Injury	Number	Percent
Strain	2,410	31.0
Laceration	1,057	13.6
Contusion	1,023	13.1
Specific Injury-not classifiable	539	6.9
Sprain	427	5.5
Fracture	323	4.2
Foreign Body	252	3.2
Puncture	243	3.1
Occupational Disease-not classifiable	223	2.9
Burn	218	2.8

## REFERENCES

1. Nebraska Department of Labor. Employer Quarterly Unemployment Insurance Data, 2012 4<sup>th</sup> Quarter Averages.
2. U.S. Bureau of Labor Statistics. Local Area Unemployment Statistics, 2012.
3. Nebraska Hospital Association. Nebraska Hospital Discharge Data, Inpatient Hospitalizations, 2008-2012.
4. Nebraska Hospital Association. Nebraska Hospital Discharge Data, Emergency Department Visits, 2008-2012.
5. Nebraska Workers' Compensation Court, Claims Data.



This project was funded by cooperative agreement 5U600OH09859 from CDC-NIOSH. Its contents are solely the responsibility of the authors and do not necessarily represent official views of CDC/NIOSH

## OCCUPATIONAL HEALTH RESOURCES

National Institute for Occupational Safety and Health  
<http://www.cdc.gov/niosh/>  
 State-based Occupational Health Surveillance Clearinghouse  
<http://wwwn.cdc.gov/niosh-survapps/statedocs/>  
 Occupational Safety and Health Administration (OSHA)  
<http://www.osha.gov>  
 Nebraska Safety Council  
<https://www.nesafetycouncil.org/>  
 Council of State and Territorial Epidemiologists (CSTE)  
<http://www.cste.org/group/OHOverview>.

## FOR MORE INFORMATION

Nebraska Department of Health and Human Services  
 Occupational Safety and Health Surveillance Program  
 Phone: 402-471-2822  
[www.dhhs.ne.gov/publichealth/occhealth/](http://www.dhhs.ne.gov/publichealth/occhealth/)