

# Occupational Health Profile, 2008–2012

## Nebraska Statewide

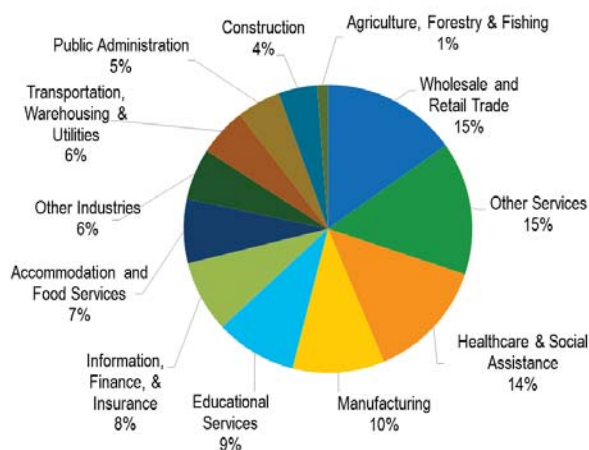
### WORK AND PUBLIC HEALTH

- Work is one the most important determinants of a persons' health.
- A safe and healthy workforce benefits Nebraska's overall health and economy.
- The Nebraska Occupational Safety and Health Surveillance Program tracks work-related injuries, illnesses and hazards.
- Occupational health surveillance helps identify worker health trends, detect emerging hazards, and develop prevention strategies with the goal of reducing work-related injuries and illnesses.

### WORKFORCE

- In 2012, there were 980,680 employed persons residing in Nebraska. <sup>1</sup>
- The wholesale and retail trade industry employed 15% of workers and was one of the largest employing industries. <sup>2</sup>

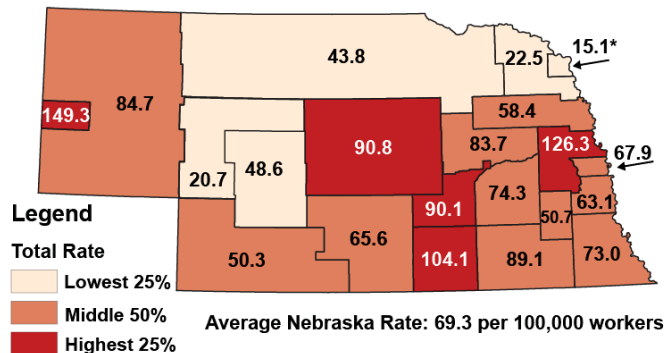
#### Distribution of workforce by nonfarm industry, 2012 <sup>2</sup>



\*LHD=Local Health Department

continued on next page

#### Average rate of work-related inpatient hospitalizations per 100,000 workers by LHD regions, 2008–2012 <sup>3</sup>



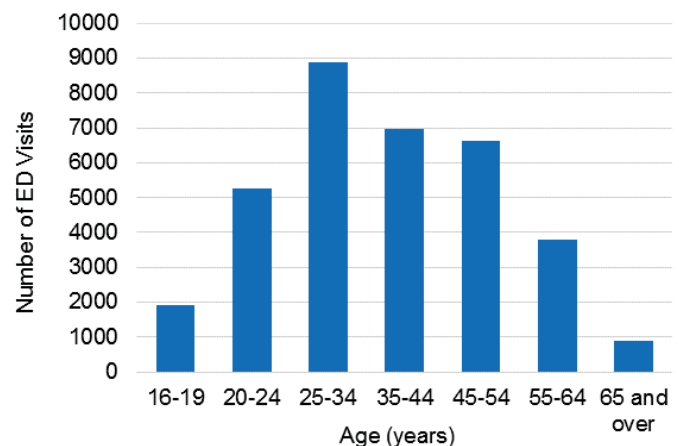
### INPATIENT HOSPITALIZATIONS

- From 2008 to 2012, there were 3,325 inpatient hospitalizations due to work-related injury or illness. <sup>3</sup>
- The average work-related inpatient hospitalization rate was 69.3 per 100,000 workers. <sup>3</sup>

### EMERGENCY DEPARTMENT VISITS

- From 2008 to 2012, there were 34,292 emergency department visits due to work-related injury or illness. <sup>4</sup>
- The average work-related emergency department (ED) visit rate was 716.2 visits per 100,000 workers. <sup>4</sup>
- Workers aged 25–34 years old experienced the most work-related ED visits. <sup>4</sup>

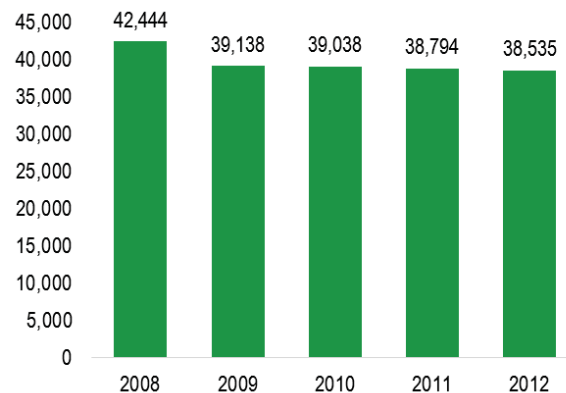
#### Work-related ED visits by age group, Nebraska, 2008–2012 <sup>4</sup>



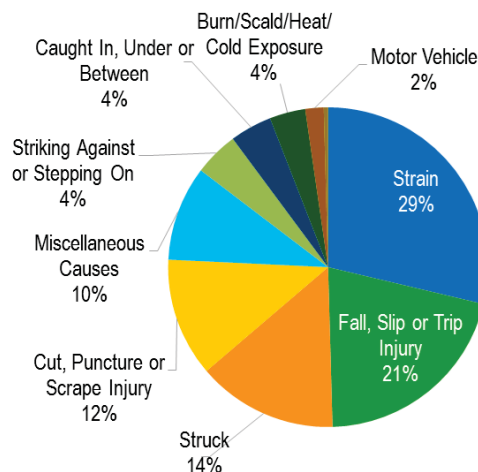
## WORKERS' COMPENSATION CLAIMS

- From 2008 to 2012, there were 197,949 injuries and illnesses reported to workers' compensation. <sup>5</sup>
- The average workers' compensation claim rate was 4.1 claims per 100 workers. <sup>5</sup>
- Strains were the most common cause of injury, representing 29% workers' compensation claims. <sup>5</sup>
- The most common types of injuries/illnesses reported were strain, contusion, and laceration. <sup>5</sup>

**Annual number of workers' compensation claims, Nebraska, 2008–2012 <sup>5</sup>**



**Percent of workers' compensation claims by cause of injury, Nebraska, 2008–2012 <sup>5</sup>**



**Top 10 types of injury among workers' compensation claims, Nebraska, 2008–2012 <sup>5</sup>**

Type of Injury	Number	Percent
Strain	58,120	29.4
Contusion	28,988	14.6
Laceration	28,804	14.6
Sprain	13,986	7.1
Specific Injuries-not classifiable	13,331	6.7
Fracture	7,790	3.9
Puncture	7,372	3.7
Foreign Body	6,469	3.3
Burn	5,026	2.5
Inflammation	4,766	2.4

## REFERENCES

1. Nebraska Department of Labor. Employer Quarterly Unemployment Insurance Data, 2012 4<sup>th</sup> Quarter Averages.
2. U.S. Bureau of Labor Statistics, Local Area Unemployment Statistics, 2012.
3. Nebraska Hospital Association. Nebraska Hospital Discharge Data, Inpatient Hospitalizations, 2008–2012.
4. Nebraska Hospital Association. Nebraska Hospital Discharge Data, Emergency Department Visits, 2008–2012.
5. Nebraska Workers' Compensation Court, Claims Data.



*This project was funded by cooperative agreement 5U600OH09859 from CDC-NIOSH. Its contents are solely the responsibility of the authors and do not necessarily represent official views of CDC/NIOSH*

## OCCUPATIONAL HEALTH RESOURCES

National Institute for Occupational Safety and Health  
<http://www.cdc.gov/niosh/>  
 State-based Occupational Health Surveillance Clearinghouse  
<http://wwwn.cdc.gov/niosh-survapps/statedocs/>  
 Occupational Safety and Health Administration (OSHA)  
<http://www.osha.gov>  
 Nebraska Safety Council  
<https://www.nesafetycouncil.org/>  
 Council of State and Territorial Epidemiologists (CSTE)  
<http://www.cste.org/group/OHOverview>.

## FOR MORE INFORMATION

Nebraska Department of Health and Human Services  
 Occupational Safety and Health Surveillance Program  
 Phone: 402-471-2822  
[www.dhhs.ne.gov/publichealth/occhealth/](http://www.dhhs.ne.gov/publichealth/occhealth/)