

Evaluation of smartphone sound measurement applications (*apps*) using external microphones—A follow-up study

Chucri A. Kardous^{a)} and Peter B. Shaw

National Institute for Occupational Safety and Health (NIOSH), 1090 Tusculum Avenue,
Cincinnati, Ohio 45226, USA
ckardous@cdc.gov, pbs3@cdc.gov

Abstract: This follow-up study examines the accuracy of selected smartphone sound measurement applications (*apps*) using external calibrated microphones. The initial study examined 192 *apps* on the iOS and Android platforms and found four iOS *apps* with mean differences of ± 2 dB of a reference sound level measurement system. This study evaluated the same four *apps* using external microphones. The results showed measurements within ± 1 dB of the reference. This study suggests that using external calibrated microphones greatly improves the overall accuracy and precision of smartphone sound measurements, and removes much of the variability and limitations associated with the built-in smartphone microphones.

[CC]

Date Received: July 27, 2016 Date Accepted: September 20, 2016

1. Introduction

The National Institute for Occupational Safety and Health (NIOSH) estimates that more than 22 million people in the United States are exposed to noise levels in excess of 85 A-weighted decibels (dBA) at their place of work. The World Health Organization (WHO) estimates that more than 5% of the work population—360 million people—have disabling hearing loss (WHO, 2012). Occupational noise-induced hearing loss is preventable; however, once acquired, it is permanent and irreversible (NIOSH, 1998). Understanding and minimizing the risks associated with noise exposures are the keys to preventing noise-related hearing loss. The availability of sound measurement *apps* can serve to raise people's awareness about their work (and off-work) environment and allows them to make informed decisions about the potentially hazardous effects of noise on their hearing and well-being. The ubiquity of smartphones, their constant network connectivity, the built-in geographic information system functionality, and user-interactivity features present distinct advantages over unconnected and often bulky and expensive professional sound level measurement instruments. Smartphone features provide users and researchers an opportunity to revolutionize the way noise data are collected and shared.

Professional sound level meters (SLMs) must comply with national and international standards such as American National Standards Institute (ANSI) S1.4-1983 (R2007), Specifications for Sound Level Meters (ANSI, 1983) and International Electrotechnical Commission (IEC) 61672-1 (IEC, 2013). Both standards specify a host of acoustical and electrical tests with indicated tolerance limits and measurement uncertainties that are specified in decibels over a wide frequency range (typically from 10 Hz–20 kHz). Such tests must account for level linearity, directionality, time and frequency-weighting responses, tonebursts, radio frequency interference, and atmospheric and environmental conditions. The standards also specify that these tests shall be made on the complete instrument, including the microphone and pre-amplifier. As of today, no smartphone or smartphone-based *app* has met the requirements of IEC or ANSI standards. For our studies, and because of the challenges associated with subjecting smartphones to the full spectrum of tests required by national and international standards, we used one testing aspect from the ANSI S1.4 standard that states, “the expected total allowable error for a sound level meter measuring steady broadband noise in a reverberant sound field is approximately ± 1.5 dB for a type 1 instrument and ± 2.3 dB for a type 2 instrument.” We recognize that this only tests one of the requirements specified in SLM standards and we want to emphasize that smartphones and smartphone sound *apps* were not designed to meet such rigorous standards

^{a)} Author to whom correspondence should be addressed.

Table 1. Specifications of the i436 and iMM-6 external microphones.

Microphone	Cost	Capsule size	Sensitivity	Freq. response	S/N ratio	Max. SPL
i436	\$150	7 mm	6.3 mV/Pa	20 Hz–20 kHz	>62 dB	128 dB
iMM-6	\$15	6 mm	10 mV/Pa	18 Hz–20 kHz	70 dB	127 dB

(operate within tolerance limits set in those standards) since their main intended purpose was as communication devices rather than sound level measurement devices.

In 2014, we examined 192 sound measurement *apps* on the iOS and Android platforms and found only 4 iOS *apps* that had the means of their differences with a type 1 SLM to be within ± 2 dB over a 65–95 dB sound pressure level (SPL) test range. Overall, none of the Android-based *apps* met our initial test criteria, mainly because the Android marketplace is fragmented among many manufacturers with different requirements for parts and lack of uniform audio integration of software and hardware across the different devices (Kardous and Shaw, 2014). The digital circuitry and computational capabilities of a smartphone far exceed the power, speed, and storage capability of any professional SLM on the market today. However, a major weakness remains the micro-electro-mechanical-system (MEMS) built-in microphone used in smartphones. Advances in MEMS microphone design and technology show that these microphones now rival the best electret and condenser microphones used in current sound measurement instruments in terms of frequency response, power requirements, and environmental/electromagnetic specifications. MEMS microphones continue to have certain limitations because of their miniature size and circuit board placement, which affect their dynamic range and signal-to-noise ratio response (Robinson and Tingay, 2014). Another major constraint presented by the built-in microphones is the lack of access and inability to perform periodic or pre-measurement calibration. Several *apps* have a feature that allows users to attach an external microphone to the iOS devices headset jack input. Few “audio measurement” external microphones are available commercially that use the four contact, Tip-Ring1-Ring2-Sleeve (TRRS) configuration for use with most smartphone headset jacks. Two external microphones with similar specifications were selected for this study, an inexpensive Dayton Audio iMM-6 (Springboro, OH) microphone and the more expensive MicW i436 (Beijing, China) that is reported by the manufacturer to be in compliance with IEC 61672-1 Class 2 specification. Both microphones use electret-condenser capsules and are omnidirectional. The main consideration for selecting the two microphones was their wide availability commercially and their size (ability to fit into a typical acoustical calibrator adapter). Table 1 provides an overview of the main characteristics of the microphones.

This paper describes a follow-up study that examined the performance and accuracy of the four smartphone iOS *apps* from the original study when used with two different external calibrated microphones.

2. Methods

For this study, we used the same experimental setup as in the first study to conduct our testing—we generated pink noise with a 20 Hz–20 kHz frequency range, at levels from 65 to 95 dB in 5-dB increments (7 different noise levels). We examined the accuracy of the unweighted (or flat) sound levels for each device over the 65–95 dB SPL test range. The measurement range was chosen to reflect the majority of typical occupational noise exposures encountered in the workplace today. The measurements were conducted in a diffuse sound field at a reverberant chamber at the NIOSH Acoustic Testing Laboratory. The diffuse sound field ensured that the location, orientation, and size of the microphones did not influence the results of the study. Noise generation and acquisition were performed using the Trident software (ViAcoustics, Austin, TX). Noise was generated through three JBL XRX715 two-way loudspeakers oriented to provide maximum sound diffusivity inside the chamber. Reference sound level measurements were obtained using a 1/2-inch Larson-Davis (DePew, NY) model 2559 random incidence microphone. In addition, a Larson-Davis model 831 type 1 SLM was used as a secondary reference, mostly for confirmation of the laboratory-based system and verification of the overall results. Both the reference system and the SLM are considered to be type 1/class 1 devices as indicated in ANSI S1.4 and IEC-61672-1 standards. The microphone and SLM were calibrated before and after each measurement using the Larson-Davis model CAL250 precision acoustic calibrator. All the reference

measurement instrumentation used in this study underwent annual calibration at a National Institute of Standards and Technology accredited laboratory. Smartphones were set up on a stand in the middle of the chamber at a height of approximately 4 ft to mimic the height of a person conducting a smartphone-based noise measurement. Figure 1 shows the test setup inside the reverberant chamber and arrangements of the speakers and smartphones.

The experiment was conducted using a split plot design with nominal sound level as the whole plot factor and *apps* as the split-plot factor. The study was conducted using 4 *apps* (SoundMeter, SPLnFFT, SPL Pro, and NoiSee), 7 nominal sound levels (65, 70, 75, 80, 85, 90, and 95 dB), and 6 blocks. A total of 6 different iPhones (3 iPhone 5S's and 3 iPhone 6's) and 6 different sets of IMM-6 and i436 external microphones were used. Each block consisted of a unique iPhone with a unique external microphone. The experimental design was such that the difference (in dB SPL) between the outputs of the reference system and the *apps* was measured for all sound levels and all *apps* in each block. Two experiments were conducted, one for a set of i436 microphones and another for a set of IMM-6 microphones. Each smartphone/microphone combination was calibrated separately before and after each measurement at 94 dB using a Larson-Davis CAL 150B acoustic calibrator.

To analyze the data, we generated a randomization sampling schedule and employed analysis of variance using both SAS (Cary, SC) and Stata software (College Station, TX). We used the difference between the actual sound level (as measured by the reference system) and the *app* measurement as the outcome variable, and then determined the effects of *apps* and sound levels on this outcome. A difference equal to zero would indicate perfect agreement between the *app* measurement and the actual value. The larger the difference, the poorer the agreement between the *app* and the reference system.

3. Results

The results of testing the fixed effects of the smartphone *apps* showed that there was no evidence of differences between *apps*, both for the IMM-6 [$p=0.5614$, $F=0.69$, $df=(3,105)$] and for the i436 [$p=0.5382$, $F=0.73$, $df=(3,105)$] microphones. Also, there was no evidence that the measurements of the four *apps* differed from those made by the reference system; the least squares means of differences did not differ significantly from zero, as indicated by the fact that all of the 95% confidence intervals for the estimates contained zero (see Table 2). In testing the fixed effects of nominal




Fig. 1. (Color online) (a) SPLnFFT app using IMM-6 microphones compared to 1/2 in. Larson-Davis 2559 random incidence type 1 microphone (left), (b) test setup at NIOSH acoustic test chamber (top right), and (c) SoundMeter app using i436 microphones and Larson-Davis SLM 83 (bottom right).

Table 2. Least squares means of difference by microphone and app.

Microphone	app	Estimate	Standard error	Pr > t (p-value)	95% confidence interval
iMM6	NoiSee	0.1976	0.1780	0.3072	(−0.2323, 0.6276)
iMM6	SPL Pro	0.06905	0.1780	0.7108	(−0.3609, 0.4990)
iMM6	SPLnFFT	0.1190	0.1780	0.5272	(−0.3109, 0.5490)
iMM6	SoundMeter	0.08571	0.1780	0.6463	(−0.3442, 0.5157)
i436	NoiSee	−0.1095	0.1087	0.3386	(−0.3534, 0.1343)
i436	SPL Pro	−0.1262	0.1087	0.2740	(−0.3700, 0.1176)
i436	SPLnFFT	−0.1833	0.1087	0.1241	(−0.4272, 0.06050)
i436	SoundMeter	−0.2333	0.1087	0.0587	(−0.4772, 0.01050)

sound levels, there were two main findings: (1) there was no evidence that the measured differences depended on the nominal sound level for both the iMM-6 [$p = 0.9852$, $F = 0.16$, $df = (6, 30)$] and for the i436 [$p = 0.3593$, $F = 1.15$, $df = (6, 30)$] microphones, and (2) there was no evidence of an interaction between nominal sound levels and *apps*. Tukey-adjusted multiple comparisons of the *apps* were performed, and as expected, there were no differences overall due to “app.”

Figure 2 shows box plots of the differences between the reference system and the *app* measurements for the four *apps* (SoundMeter, SPLnFFT, SPL Pro, and NoiSee) over the seven nominal sound levels for both the iMM-6 and i436 external microphones.

The results show that the differences in measurements between the reference system and each of the SoundMeter and SPL Pro *apps* were mostly between ± 1 dB for all sound levels for both the iMM-6 and i436 microphones while the SPLnFFT and NoiSee *apps* appeared to have slightly wider variations for the iMM-6 microphones at the 65–75 dB sound levels.

Figure 3 shows box plots of the differences between the reference system and *app* measurements by *app* and by nominal sound level for both the iMM-6 and i436 microphones. Visual inspection of the graphs suggests that the medians of the differences for the iMM-6 microphones were slightly higher than those for the i436 microphones.

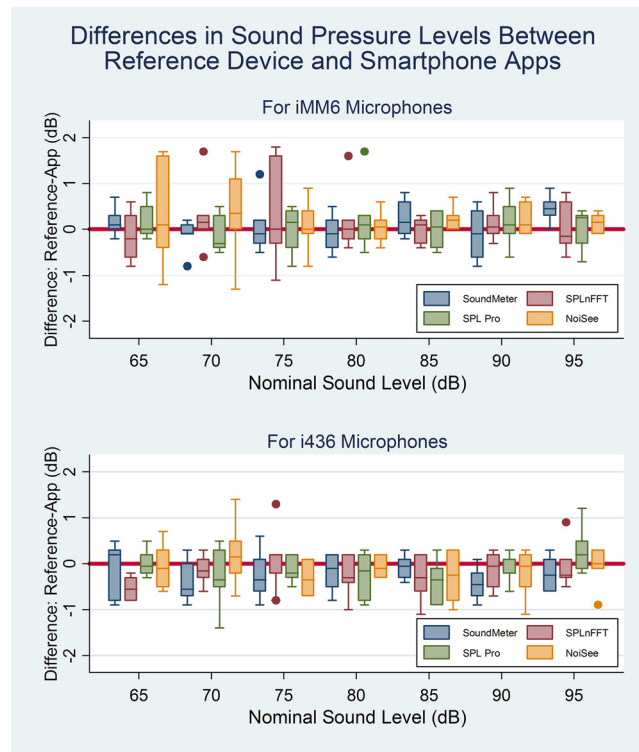


Fig. 2. (Color online) (a) Box plots of differences [difference (SPL) = reference output – *app* output] between measurements by the reference system and by smartphone apps by nominal sound levels for iMM-6 microphones (top), and (b) box plots of differences for i436 microphones (bottom).

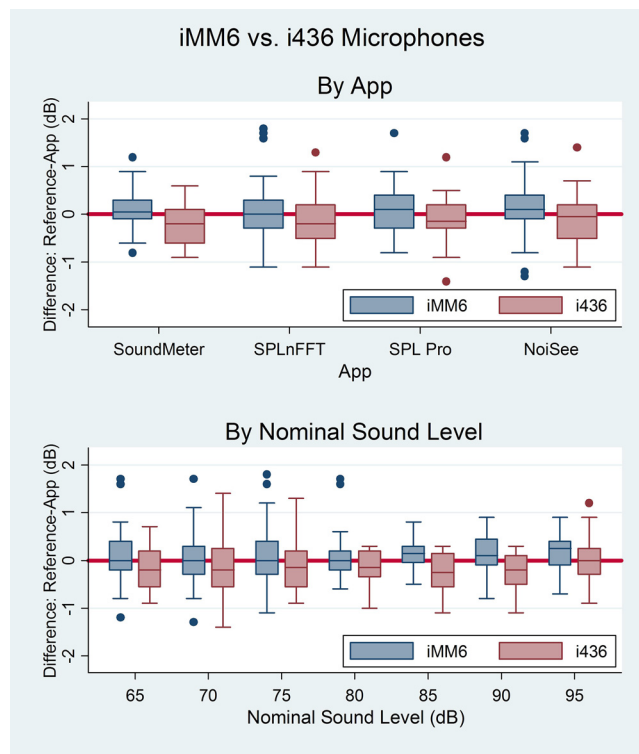


Fig. 3. (Color online) (a) Box plots of the differences between the reference and app measurements for both iMM-6 and i436 microphones by app (top), and (b) by nominal sound levels (bottom).

Figure 4 shows box plots of the differences between the reference system and *app* measurements by *app* and by sound level for the internal versus the external microphones. Data from the internal microphones were gathered from the previous study. The results show that the use of external and calibrated microphones improved the accuracy and precision of the measurements, the mean difference obtained using the

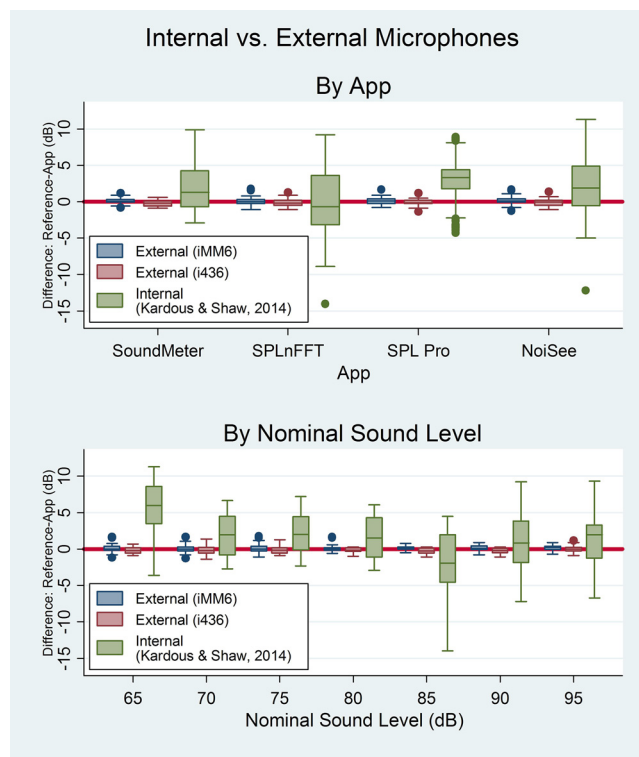


Fig. 4. (Color online) (a) Box plots of differences between the reference and app measurements for internal and external microphones by app (top), and (b) by nominal sound levels. Data for the internal microphones were gathered in our previous study (Kardous and Shaw, 2014) (bottom).

external microphones, -0.023 ± 0.530 [mean \pm standard deviation], was considerably less than that obtained for internal microphones, 1.646 ± 3.795 , as was the range for external microphones, $(-1.4, 1.8)$ [min, max], compared to that for the internal microphones, $(-14, 11.3)$.

4. Discussion

The manufacturer, MicW, claims that the i436 microphone complies with IEC 61672 class 2 SLM standard. It is important to note that IEC-61672 provides specifications for SLMs as an entire system (microphone, signal processor, and a display device) whether it is a self-contained, hand-held instrument, or a combination of the above, not just the microphones.

The MicW i436 microphone has an outer metal housing that is uniform in size and fits perfectly into a 1/4 in. acoustical calibrator adapter. The Dayton-Audio IMM-6 microphones have a plastic housing and are not as ruggedly constructed; they also had very slight differences in the housing size that presented some problems in fitting the microphone into the calibrator adapter. It is possible that those fitting issues during calibration contributed to the slight underperformance of the IMM-6 with the SPLnFFT and NoiSee apps at lower sound levels.

Overall, all four apps performed well using both sets of external microphones. It is interesting to note that the medians of the differences for the IMM-6 microphones are slightly higher than those measurements made with the i436 microphones. This means that the measurements taken using the IMM-6 microphones tend to be slightly lower (~ 0.1 – 0.2 dB) than those made with the i436 microphones. This is possibly due to differences in the frequency responses and the nominal sensitivities of both microphones.

As seen in Fig. 4, the use of external, calibrated, microphones improved the accuracy and precision of noise measurements compared with the previous study (Kardous and Shaw, 2014), when we evaluated sound measurement *apps* using the smartphones' built-in microphones. This improvement in accuracy and precision indicates that the microphone is the primary reason for the wide variations in measurements, not the *app* or other smartphone circuitry or hardware. Although issues such as construction and "class 2 compliance" are important considerations in the selection of an external microphone, such considerations must be balanced against the tenfold price difference between the two microphones. For users interested in exploring the use of smartphones for performing professional or occupational noise measurements using smartphones, it is imperative that an appropriate external calibrated microphone is selected and used in conjunction with any smartphones *app* to achieve an acceptable level of accuracy (Roberts *et al.*, 2016). Since the publication of the original study, the iOS ecosystem has grown drastically, new applications have been introduced, and older applications have been refined and improved. The results of the study suggests that additional *apps*, especially the 10 that met our initial selection criteria could perform better (over the same testing range, pink noise from 65 to 95 dB SPL) when used with an external calibrated microphone.

Since the acquisition of acoustical calibrators may be prohibitively expensive for some users, some *app* developers have implemented pre-defined profiles for external microphones by incorporating known sensitivity values that the user can select, and the *app* calculations will be adjusted accordingly based on those sensitivity values. As more external microphones become available commercially, we expect developers to start including those pre-defined microphone profiles into their *apps* or make them available for uploading on their sites. Although pre-defined profiles may solve the need for calibration on a short term basis, microphone performance could degrade over time, especially if dropped or repeatedly exposed to extreme environmental conditions. Professional instruments are typically calibrated before and after every measurement and are also sent out for calibration at accredited laboratories. Because this practice may not be feasible with smartphones, it should not be assumed that pre-defined profiles will continue to work with a specific microphone over a long period of time. Routine checks with an acoustic calibrator before and after each measurement session will remain the preferred method for obtaining accurate readings.

Although not examined in this study, the use of external calibrated microphones may lead to similar findings when used with Android-based *apps*. One of the main issues encountered with Android-based *apps* in the earlier study was the fragmented marketplace for hardware devices and lack of uniformity of audio integration between the tens of different manufacturers. The selection and use of an external, calibrated microphone removes many such obstacles.

As with the earlier study, this follow-up study has several limitations and constraints—mainly testing the performance and accuracy over a limited range of sound levels and not testing for level linearity, directionality, time and frequency-weighting responses, tonebursts, radio frequency interference, and atmospheric and environmental conditions as specified in IEC 61672 standard for SLMs. Other issues such as privacy, extended data collection, battery life, as well as data storage and sharing continue to present many challenges to the rate of adoption of *apps* for use in lieu of professional sound measurement instruments. Since Apple moved away from the current TRRS plugs for headsets, we expect microphone manufacturers to adapt but could impact current pricing and availability.

5. Conclusions

This study expands our previous study that evaluated the performance of sound measurement *apps* to examine the performance of such *apps* using external calibrated microphones. The study showed that the use of external calibrated microphones greatly enhances the accuracy and precision of smartphone-based noise measurements. Overall, there appeared to be no substantial difference in the type of microphone selected as long as it was appropriately calibrated, preferably by using an acoustical calibrator instead of relying on the pre-defined profiles available from some developers. Although the study is limited in scope, and smartphone *apps* are still unlikely to replace professional instruments or comply with applicable ANSI or IEC standards in the near future, the results of this study indicate that, due to the advancements made in *app* design and external microphones availability, the gap between professional instruments and smartphone-based *apps* is rapidly narrowing.

Acknowledgments

The findings and conclusions in this study are those of the authors and do not necessarily represent the views of NIOSH. Mention of any company or product does not constitute endorsement by NIOSH.

References and links

- ANSI (1983). S1.4-1983 (R2007), *Specification for Sound Level Meter* (American National Standards Institute, New York).
- IEC (2013). IEC 61672-1, *Electroacoustics—Sound Level Meters—Part 1: Specifications* (International Electrotechnical Commission, Geneva, Switzerland).
- Kardous, C., and Shaw, P. (2014). “Evaluation of smartphone sound measurement applications,” *J. Acoust. Soc. Am.* **135**, EL186–EL192.
- NIOSH (1998). “Criteria for a recommended standard: Occupational noise exposure,” DHHS (NIOSH) Publication No. 98-126. <http://www.cdc.gov/niosh/docs/98-126/> (Last viewed September 9, 2016).
- Roberts, B., Kardous, C., and Neitzel, R. (2016). “Improving the accuracy of smart devices to measure noise exposure,” *J. Occup. Environ. Hygiene* **13**(11), 840–846.
- Robinson, D., and Tingay, J. (2014). “Comparative study of the performance of smartphone-based sound level meter apps, with and without the application of a $\frac{1}{2}$ ” IEC-61094-4 working standard microphone, to IEC-61672 standard metering equipment in the detection of various problematic workplace noise environments,” https://www.acoustics.asn.au/conference_proceedings/INTERNOISE2014/papers/p565.pdf.
- WHO (2012). *Global Estimates on Prevalence of Hearing Loss* (World Health Organization, Geneva, Switzerland).