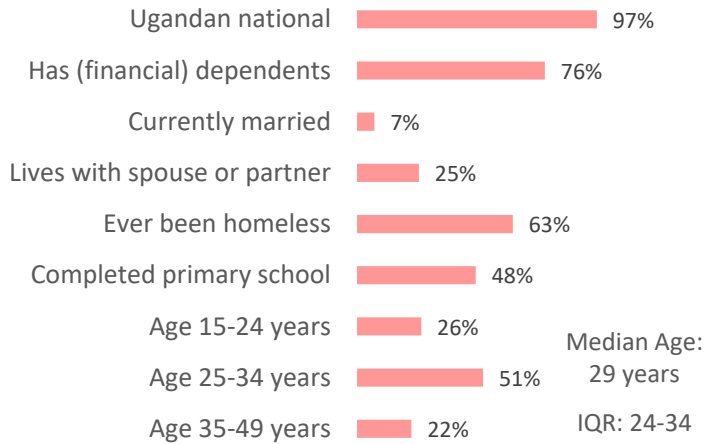


Crane 3 Survey Summary – Female Sex Workers and Sexually Exploited Children in Masaka, Uganda 2022

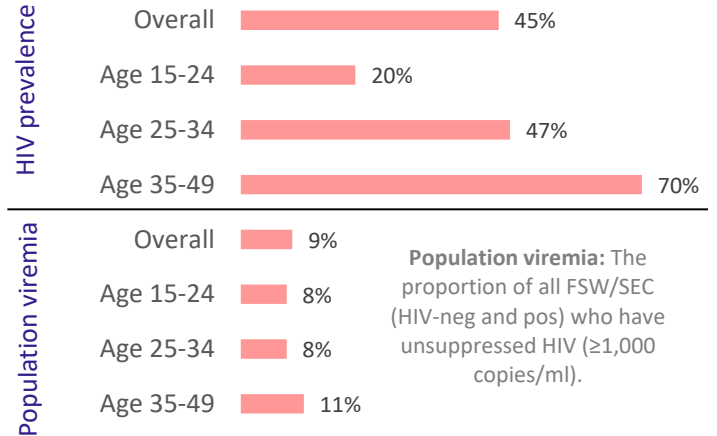


Survey methods. This respondent-driven sampling survey took place from March to June 2022 using a single survey office in Masaka, Uganda. Participants were consented female, sold sex to men in Masaka in the past six months and were aged 18-49 years (female sex workers, FSW) or 15-17 years (sexually exploited children, SEC). SEC were actively linked to social protection services. Data were collected through audio computer-assisted self-interviews; blood was tested for HIV, viral load and active syphilis; cervicovaginal swabs were tested for human papilloma virus (HPV). Sample size was 445 participants; estimates are weighted unless stated otherwise. *Note: Interquartile range (IQR) refers to the middle half of those who responded.*

Demographics



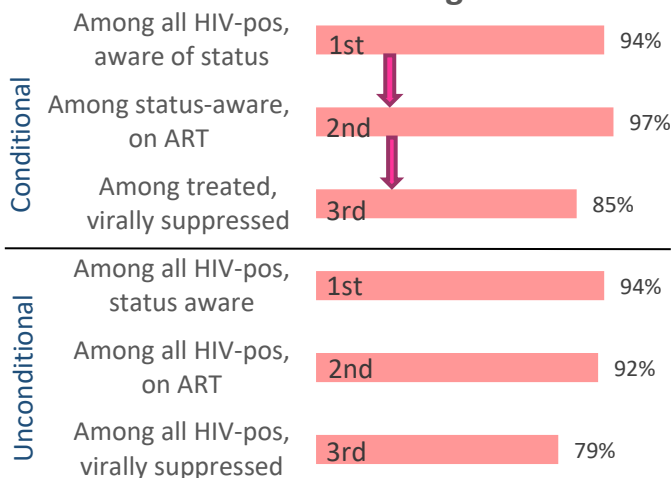
HIV Prevalence and Population HIV Viremia



On average, FSW/SEC were 29 years old; a quarter were between 15 and 24 years old. About half had completed primary school, two-thirds reported ever being homeless, nearly all were Ugandan nationals, and three out of four had financial dependents.

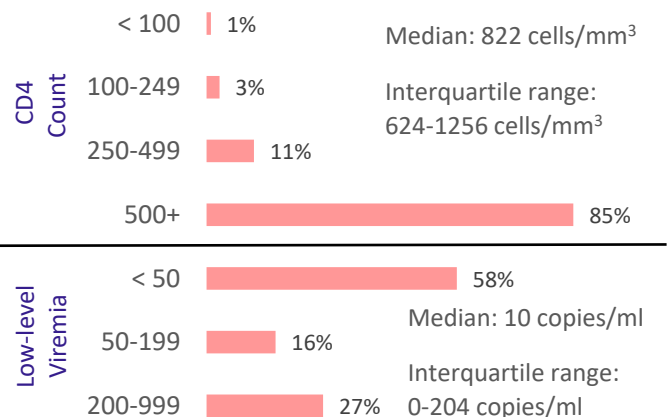
Almost half of FSW/SEC were living with HIV. HIV prevalence was highest among 35-49-year-olds. About one in ten of all FSW/SEC (HIV-neg and HIV-pos) were viremic (had unsuppressed HIV) i.e., they were at risk of transmitting HIV to others or developing HIV disease.

UNAIDS 95-95-95 Targets



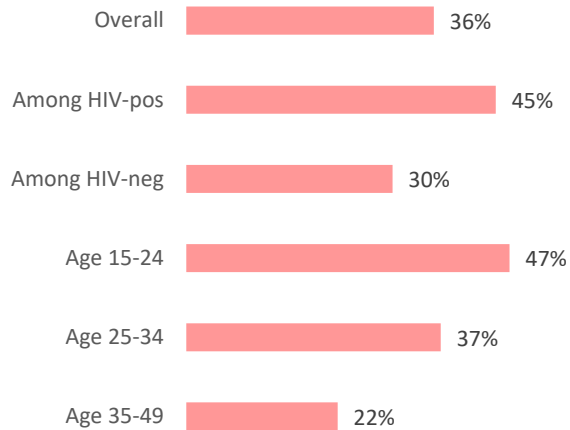
HIV status awareness and treatment uptake were based on self-report and/or being virally suppressed. Most FSW/SEC living with HIV knew about their status and four in five of all FSW/SEC living with HIV were virally suppressed.

CD4 Count & Low-level Viremia Distribution



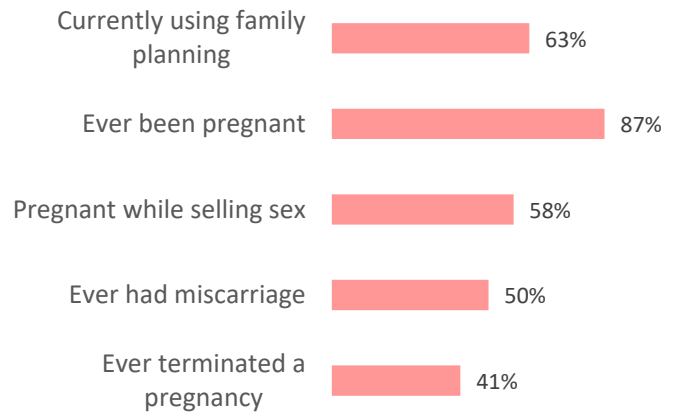
Most participants living with HIV had CD4 counts of 500 cells/mm³ or more, suggesting good immune status. Among virally suppressed FSW/SEC (<1000 copies/ml), more than half had viral loads less than 50 copies.

HPV Prevalence



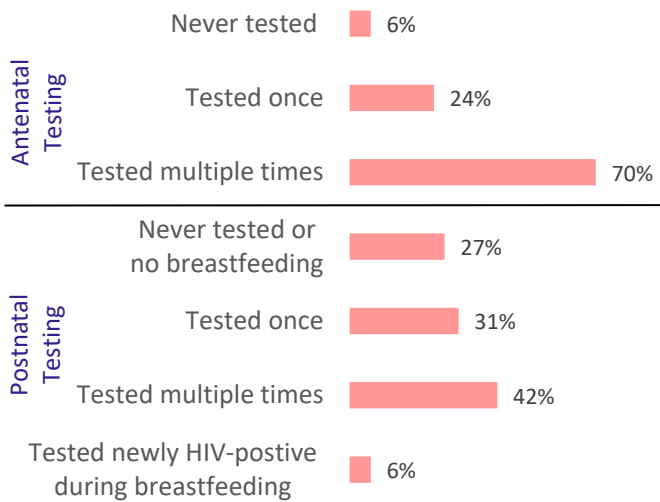
More than a third of FSW/SEC have high-risk high strains of HPV infection, putting them at risk for HPV-related cervical cancer. HPV was more prevalent among HIV-positive and among younger FSW/SEC.

Maternal Health: Pregnancy



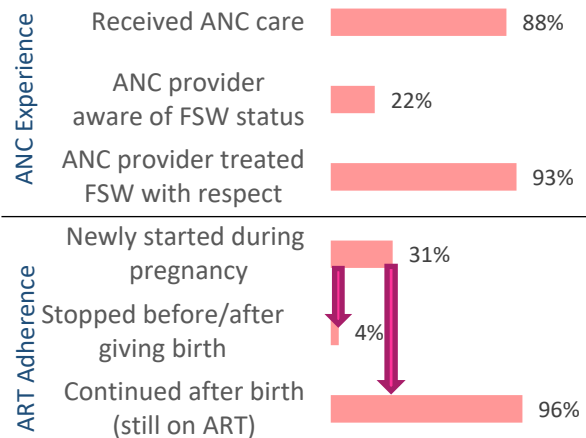
Two-thirds reported using a family planning method. Most FSW/SEC reported being pregnant in the past and more than half sold sex while pregnant. About half reported having had a miscarriage and two out of five reported terminating a pregnancy.

Maternal Health: Ante- and Postnatal HIV Testing



One in fifteen FSW/SEC who had been pregnant were not tested for HIV before giving birth, but seven in ten were tested multiple times. One in fifteen FSW/SEC reported having been HIV-negative prior to giving birth but later testing newly positive while breastfeeding.

Maternal Health: Antenatal Care (ANC) and ART

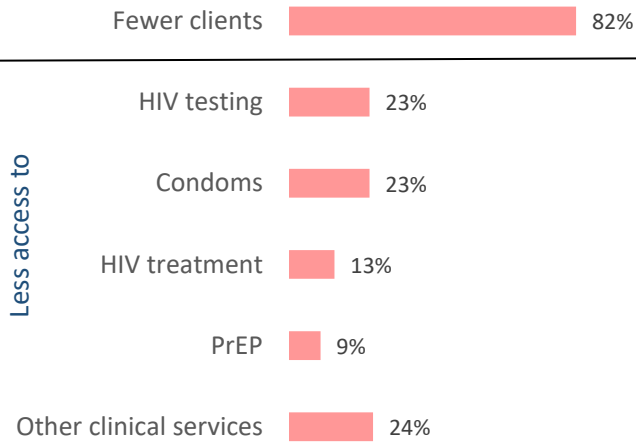


While pregnant, nearly nine in ten FSW/SEC at least received ANC, and most reported being treated with respect by the provider. Among those living with HIV and newly starting ART during pregnancy, most continued ART after giving birth.

Population size estimate: Using this survey and two separate rounds of sampling at hotspots (three source capture recapture) we estimated the Masaka FSW/SEC population size at 1,200 or 2.3% of the adult female population (95% confidence interval: 850-1,700).

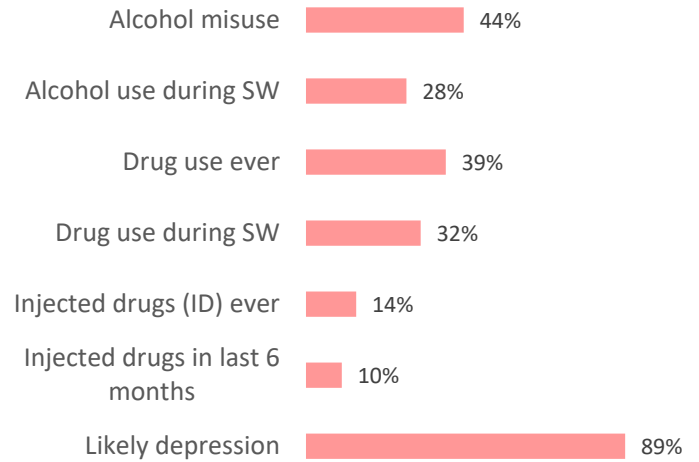
Pediatric HIV prevalence: The survey also sampled children of enrolled FSW/SEC. Out of 124 eligible children aged 0-16 years, 99 (80%) were tested for HIV. Of these, 0 (0%) tested PLHIV (unweighted).

COVID-19 Impact



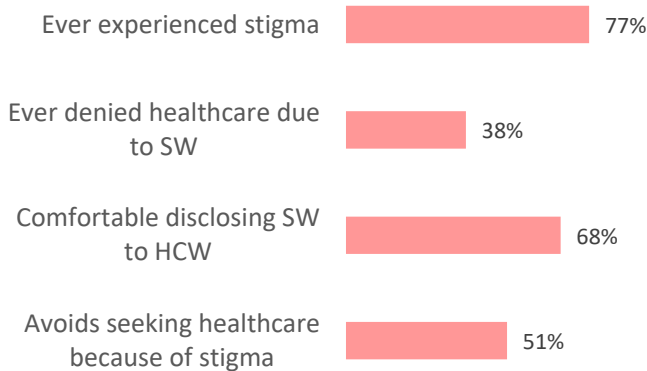
Most FSW/SEC had fewer clients due to COVID-19 during lockdown. A quarter reported decreased access to HIV testing, condoms, and other clinical services. Access to HIV treatment and PrEP were less impacted.

Alcohol, Drug Use, Depression



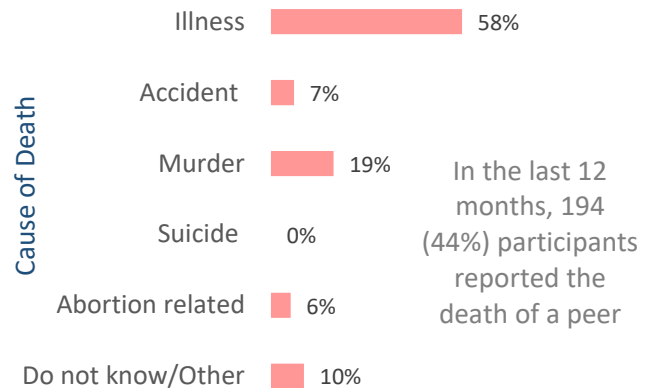
Almost half of FSW/SEC screened positive for ever misusing alcohol; most screened positive for possible depression. A quarter used alcohol and a third used drugs during sex work (SW). One of ten reported in last 6 months injecting drug use.

Sex Work (SW) Related Stigma



Three out of four FSW/SEC reported experienced SW-related stigma in some form related to their SW. About four in ten had been denied healthcare because of their SW and about half avoided seeking healthcare. Two-thirds felt comfortable disclosing their SW to health care workers.

Mortality among Peers



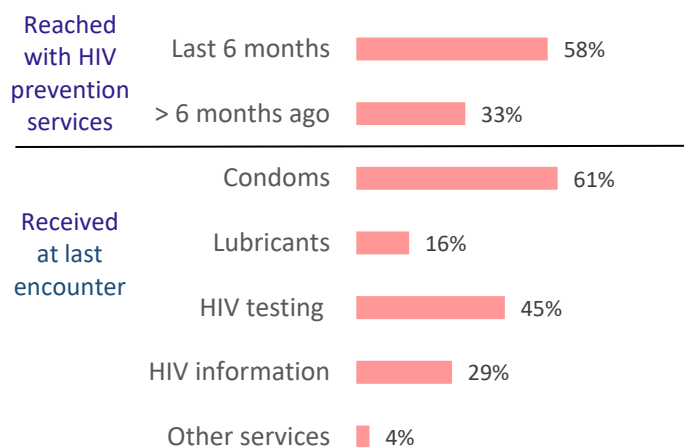
Close to 200 FSW/SEC reported deaths among one or more of their known peers within the last 12 months. "Illness" accounted for most of reported deaths among peers, and murder accounted for almost one in five deaths. Deaths from a failed abortion were rare.

Crane 3 Survey Summary: HIV Prevention

Female Sex Workers and Sexually Exploited Children in Masaka, Uganda 2022

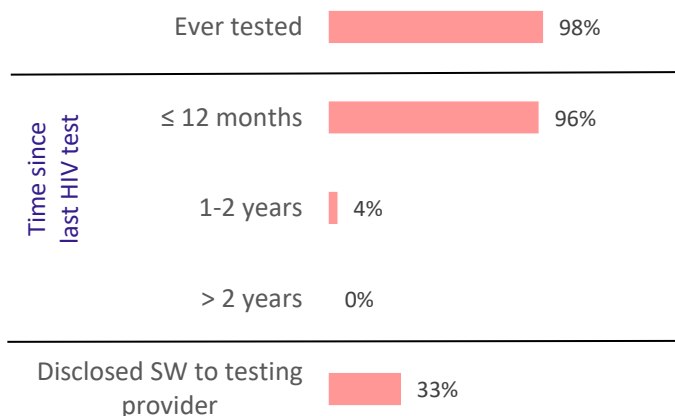
Non-Paying Partners (NPP): An NPP is a sex partner who does not pay for sex, for example, a spouse or boyfriend. Approximately half (43%) of FSW/SEC had sex with an NPP in the last 12 months. One in seven (16%) of FSW/SEC reported their last NPP was living with HIV; two-thirds (65%) reported condom use at least once during the last three sex acts with an NPP. Very few (1%) of FSW/SEC reported that their HIV status was known to their most recent NPP.

Outreach Services



Most FSW/SEC had been reached with outreach services; one-third within the last year. Condoms were most frequently received, followed by HIV testing services, HIV information, and lubricants.

HIV Testing



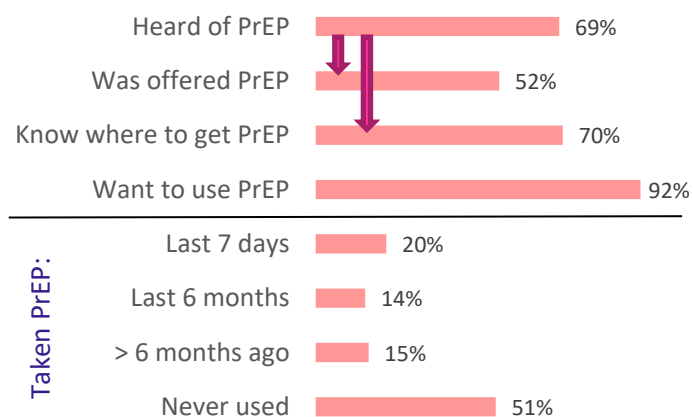
Almost all FSW/SEC had been tested for HIV in the last 12 months. Only one third FSW/SEC had disclosed their SW to their testing provider.

Reason for Not Testing for HIV in the Last 12 Months



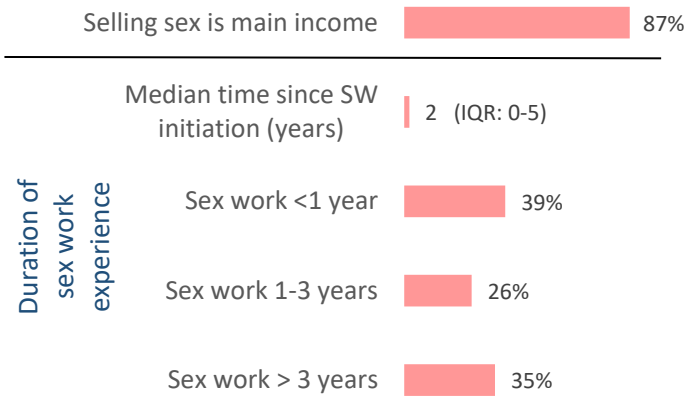
Of FSW/SEC not aware of their positive HIV status and not tested in the past 12 months, two thirds did not test as they did not feel at risk. Other reasons included fear of testing positive or other people learning their result.

Pre-Exposure Prophylaxis (PrEP)



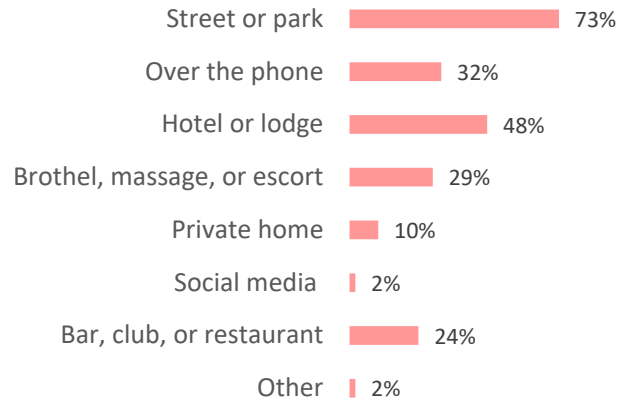
Seven out of ten FSW/SEC had heard of PrEP; of these, about half were offered PrEP, and almost all reported wanted to use PrEP. One in five had used PrEP in the last 7 days; half had never used PrEP.

Sex Work Characteristics



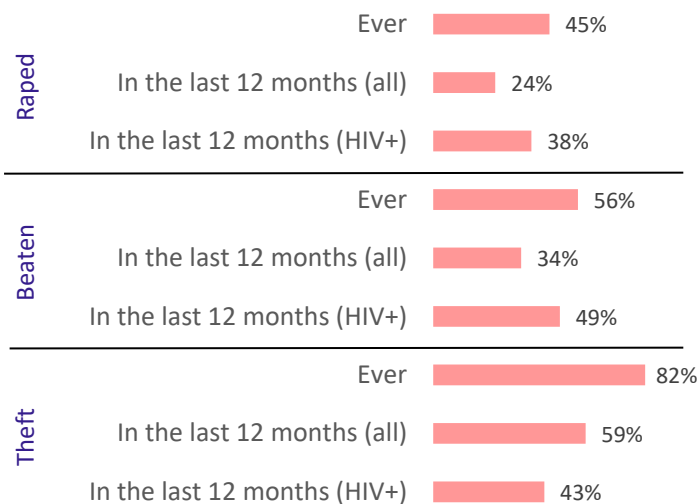
Nearly all FSW/SEC perceived sex work as their main income. On average, FSW/SEC started selling sex two years ago and two-thirds began SW within the last three years.

Where Sex Workers Meet Clients



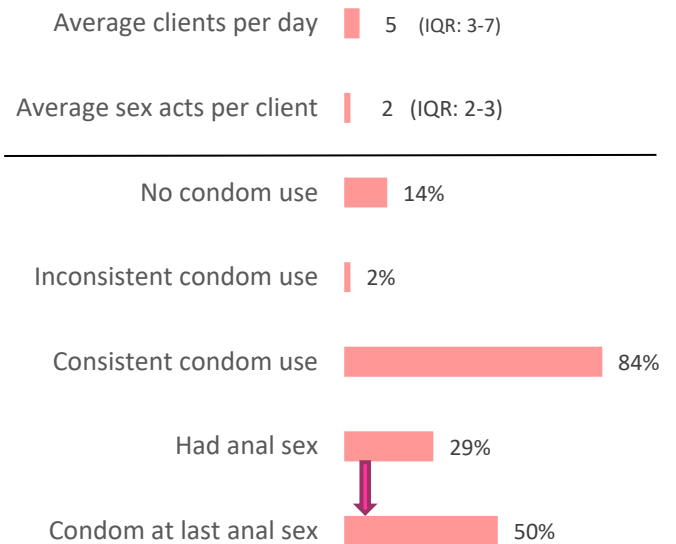
Three quarters of FSW/SEC met their clients on the streets or in a park, nearly half met clients at a hotel or lodge, and one-third met clients over the phone or in brothels, or massage places, or as escorts.

Experienced Violence



Almost half of FSW/SEC have ever been raped, one quarter were raped in the last 12 months. More than half had ever been beaten, a third were were beaten in the last 12 months. Theft was reported frequently.

Sex Acts & Condom Use



On average, FSW/SEC reported five clients per day and two sex acts with each client. Condoms were used most of the time in the past year. One-third reported ever having anal sex with clients; condoms were used during half of anal sex acts.

Crane 3 Survey Summary: Care and Treatment

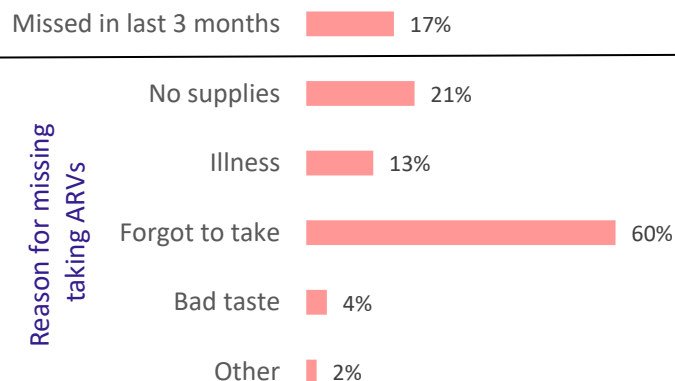
Female Sex Workers and Sexually Exploited Children in Masaka, Uganda 2022

Viral load (VL) testing: Among FSW/SEC living with HIV and aware of their status, nearly two-thirds (59%) stated that their VL had been measured in the previous 12 months. Of these, 78% had received and understood their result.

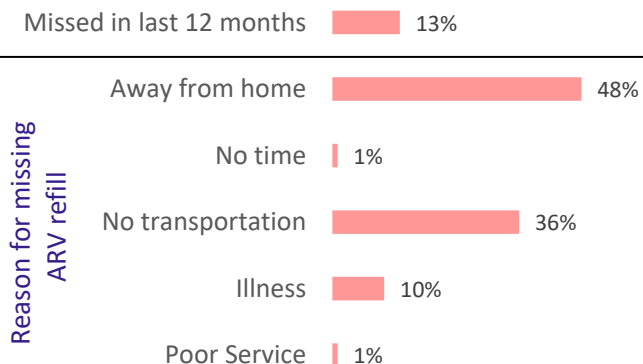
U=U: Almost half (48%) of FSW/SEC living with HIV in Masaka had heard about *Undetectable=Untransmittable*. After learning the meaning of U=U, nearly three-quarters (72%) stated that they believed U=U was true.

Food security: Of FSW/SEC living with HIV and on ART, over a third (37%) reported not having enough food.

Missed ARV Dose(s)



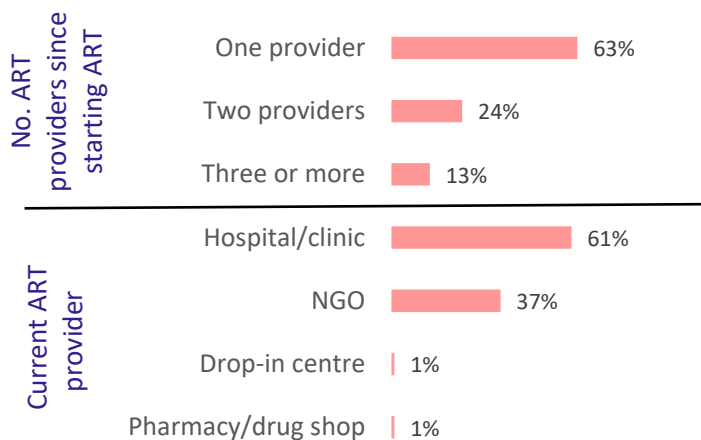
Missed ARV Refill



About one in six FSW/SEC on ART missed taking their ARVs in the last 3 months; the most frequent reasons included forgetfulness and needing supplies.

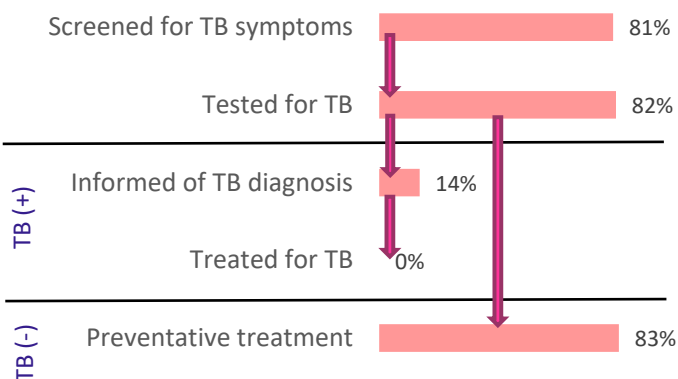
One in eight FSW/SEC on ART missed refilling their ARVs in the last 12 months, mostly due to being away from home or lack of transportation.

Select ART Characteristics



Among FSW/SEC on ART, one-quarter had switched ART providers at least once. Most received ART from hospitals and clinics or NGOs.

Tuberculosis (TB) Among HIV Positive FSW/SEC



Among FSW/SEC living with HIV, most were screened for TB symptoms and tested for TB but none who were told having TB reported receiving treatment for TB. Most who tested negative for TB received preventive treatment.

