

National Outbreak Reporting System — Animal Contact Section Training Guide

Contents

Introduction.....	2
Tab: Animal Contact	3
Animal Type	4
Confirmed or Suspected Vehicle and Reasons.....	5
Tab: Animal Details.....	6
Settings of Exposure	6
Pet Food.....	6
Contact with Animals Experiencing Diarrhea	7
Animal Compendium	7
Prevention Measures	7
Tab: Animal Remarks	8

Introduction




This training guide provides a brief overview of how to complete the Animal Contact, Animal Details, and Animal Remarks tabs of a NORS animal contact outbreak report. These tabs are located under the Animal Contact section in the NORS interface.

You should have already completed the training for the General Section and Etiology section of NORS. For instructions on reporting non-foodborne outbreaks, refer to other training materials. **If you need clarification about what a specific question means or what data to enter, click the “?” button next to the question for summarized guidance.** For more details on NORS reporting, refer to the [NORS Guidance Document](#).

Information entered into each tab is automatically saved, UNLESS you log out or click on the NORS Menu links at the top of the page. To save information entered before logging out or clicking on the NORS Menu links, click “Save Report.”

Tab: Animal Contact

If animal contact was selected at the primary mode of transmission, click on the Animal Contact tab under the Animal Contact section to enter animal-specific information.

Status: Active	State ID: test_hk2 	Created: Tuesday, 09/26/2017
Primary Mode: Animal 	CDC ID: 45460	Author: 

General Section

Etiology

Animal

Attachments

Animal Contact


Animal Details

Animal Remarks

If the animal vehicle is unknown, check the “Animal Vehicle Undetermined.” **Note: do not check this box if the animal vehicle is known or if there are multiple suspected animal vehicles.** If the animal vehicle is undetermined, enter the reason(s) why the outbreak was considered animal contact with an undetermined vehicle.

Step 10 : Animal Contact

PreviousNext

Animals Contact Section - complete for animal contact primary mode of transmission

☐ Animal Vehicle Undetermined

Reason(s) Animal contact, but undetermined vehicle *(Select all that apply)*


☐ Epidemiologic

☐ Laboratory

☐ Traceback and/or environmental investigation

☐ Other data

If an animal vehicle was identified, enter all information about the animal vehicle by clicking the button “Add New Animal Vehicle.”



The screenshot shows a header bar with a light blue background and the text "Animal Vehicle" on the left. On the right side of the header bar is a small circular help icon with a question mark. Below the header bar is a white area containing a button with a green plus icon and the text "Add Animal Vehicle". This button is highlighted with a red rectangular border.

Animal Type

The first box asks for “Animal Type.” You can enter the animal type by selecting from the list provided. If the animal type is not on the list, select “Other (specify)” and specify the animal type in the “Animal Type (specify)” field. The Animal Type (specify) field may also be used to further describe an animal type that is listed.



The screenshot shows a form titled "Add Animal Contact" in a grey header. Below the header, there are two fields. The first field is labeled "Animal Type" and is a dropdown menu with "Other (specify)" selected and a downward arrow icon. The second field is labeled "Animal Type (Specify)" and is a text input field containing the word "lion".

Confirmed or Suspected Vehicle and Reasons

Choose whether the animal vehicle was confirmed or suspected. Next, select the reason(s) why the animal vehicle was confirmed or suspected. Multiple selections are permitted. After entering all the relevant information regarding the animal vehicle, click on the “Save” button at the bottom of the box, which will populate the animal vehicle table with the information just entered.

Confirmed or Suspected Vehicle

Confirmed

Reason(s) Confirmed or Suspected

☒ Epidemiologic

☒ Laboratory

☐ Traceback and/or environmental investigation

☐ Other data

Cancel Save

To add another animal vehicle, click “Add New Animal Vehicle” and follow the previous steps. To edit an animal vehicle, click the row you wish to edit. To delete an animal vehicle, click the “X” at the right end of the row.

Animal Type	Animal Specify	Confirmed or Suspected Vehicle	Reason(s) Confirmed or Suspected	
Other (specify)	lion	Confirmed	Epidemiologic, Laboratory	
Baby chick or duckling	Mail-order chicks	Confirmed	Epidemiologic, Laboratory, Traceback and/or environmental investigation	

Tab: Animal Details

Click on the Animal Details Tab.

Settings of Exposure

Click on the checkbox of all of the settings associated with the outbreak.

1. Settings of exposure: *(Select all that apply):*

- | | | |
|--|---|---|
| <input type="checkbox"/> Agricultural feed store | <input type="checkbox"/> Laboratory | <input type="checkbox"/> Private home/residence |
| <input type="checkbox"/> Animal shelter or sanctuary | <input type="checkbox"/> Live animal market | <input type="checkbox"/> School/college/university |
| <input type="checkbox"/> Camp | <input type="checkbox"/> Long-term care/nursing home/assisted living facility | <input type="checkbox"/> Veterinary clinic |
| <input type="checkbox"/> Child day care | <input type="checkbox"/> Pet store or other retail location | <input checked="" type="checkbox"/> Zoo or animal exhibit |
| <input type="checkbox"/> Farm/dairy | <input type="checkbox"/> Petting zoo | <input type="checkbox"/> Other (specify) |
| <input type="checkbox"/> Festival or fair | <input type="checkbox"/> Prison/jail | <input type="checkbox"/> Unknown |
| <input type="checkbox"/> Hospital | | |

Pet Food

Next, select whether pet food or animal feed was implicated as a potential source of the outbreak. If “Yes” is selected, then choose the types of feed that were implicated. Multiple selections are permitted.

2. Was pet food or animal feed implicated as a potential source of the outbreak?

Yes ☒

If yes, please specify:

- | | | | |
|---|---|--|--|
| <input type="checkbox"/> Prepackaged pet food | <input type="checkbox"/> Homemade pet food | <input checked="" type="checkbox"/> Frozen or fresh feeder rodents | <input type="checkbox"/> Other (specify) |
| <input type="checkbox"/> Pet treats or chews | <input type="checkbox"/> Commercially prepared 'raw' pet food | <input type="checkbox"/> Blended feed | <input type="checkbox"/> Unknown |

Contact with Ill Animals

Use the dropdown to indicate whether any of the cases had exposure to livestock or household pets that were experiencing diarrhea.

3. Did any cases have exposure to livestock or household pets that were experiencing diarrhea? No

Animal Contact Compendium

Use the dropdown to indicate whether the “Compendium of Measures to Prevent Disease Associated with Animals in Public Settings” was used in the investigation. A link to the compendium can be found in the help bubble.

4. Was the "Compendium of Measures to Prevent Disease Associated with Animals in Public Settings" used in the investigation? Yes

Prevention Measures


Click on the checkbox of all the prevention measures or recommendations that were used to stop the outbreak and prevent additional infections. Multiple selections are permitted.

5. What prevention measures or recommendations were used to stop the outbreak and prevent additional infections?: (check all that apply)

- | | | | |
|---|---|--|----------------------------------|
| <input checked="" type="checkbox"/> Handwashing | <input checked="" type="checkbox"/> Venue or event closure | <input type="checkbox"/> None | <input type="checkbox"/> Unknown |
| <input type="checkbox"/> Quarantine/stop movement | <input checked="" type="checkbox"/> Removal of animals from setting | <input type="checkbox"/> Other (specify) | |

Tab: Animal Remarks

Click on Animal Remarks. Enter any additional remarks or comments in the box provided.

Animal Contact Remarks

If "Other (specify)" was chosen on the Animal Details tab, provide additional details here.

Enter your comments regarding the animal contact aspects of the outbreak here.

characters left: 4922