



AFM Cases and Outbreaks

AFM Cases and Outbreaks

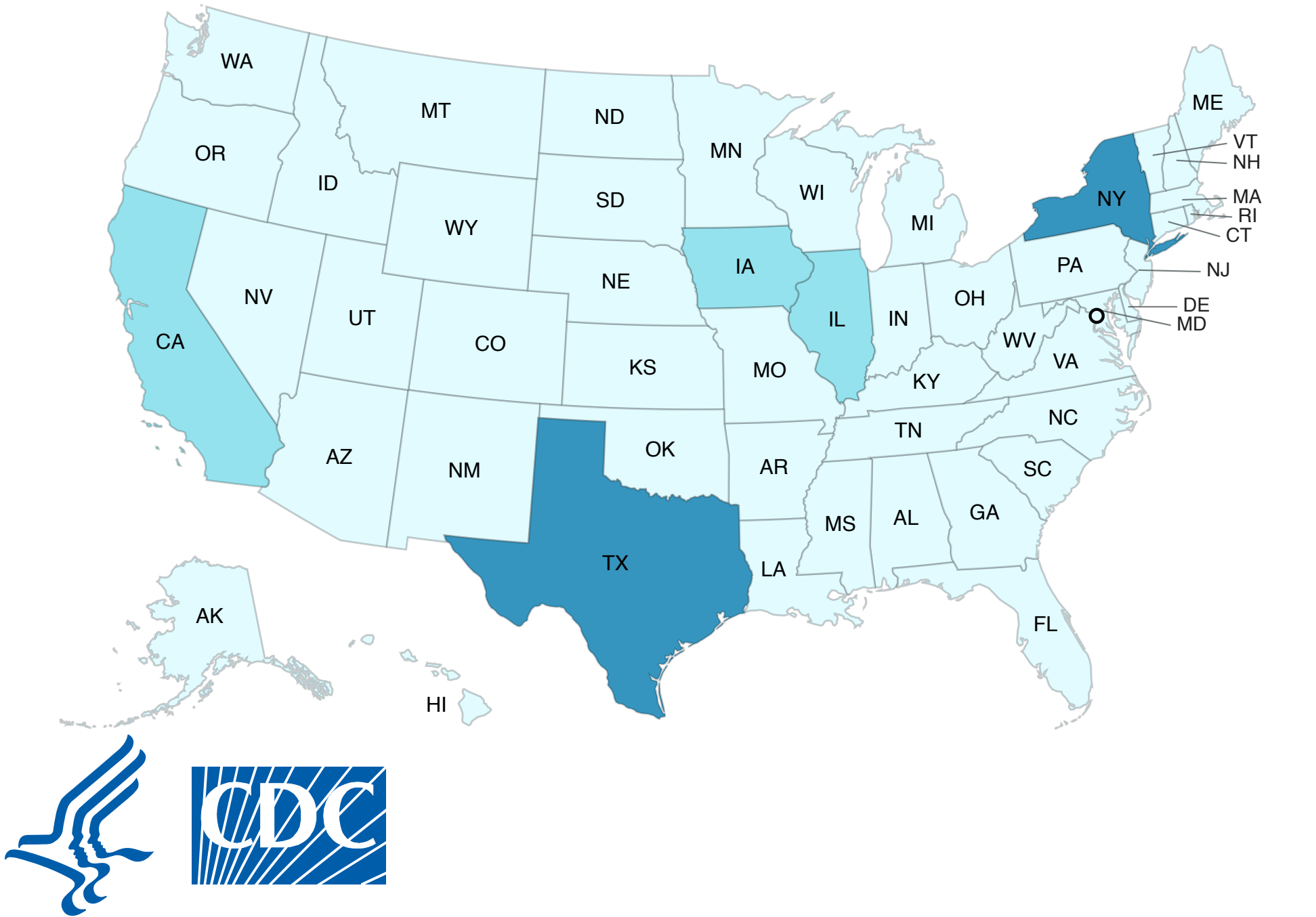
As of June 3, 2024, there have been **7 confirmed cases out of 15 patients under investigation (PUIs) in 2024** and **18 confirmed cases out of 40 PUIs in 2023**.

There have been **751 confirmed cases** since CDC began tracking AFM in August of 2014. CDC has been thoroughly investigating cases since that time. We have seen increases in AFM cases, mostly in young children, in 2014, 2016 and 2018.

Annual AFM Cases by State

Annual maps represent only cases for whom information was sent to and confirmed by CDC as of June 3, 2024. Patients under investigation are still being classified, and the case counts are subject to change. Cases of AFM have occurred in 49 states and the District of Columbia.

AFM Confirmed Cases 2024



[Download Data \(CSV\)](#)

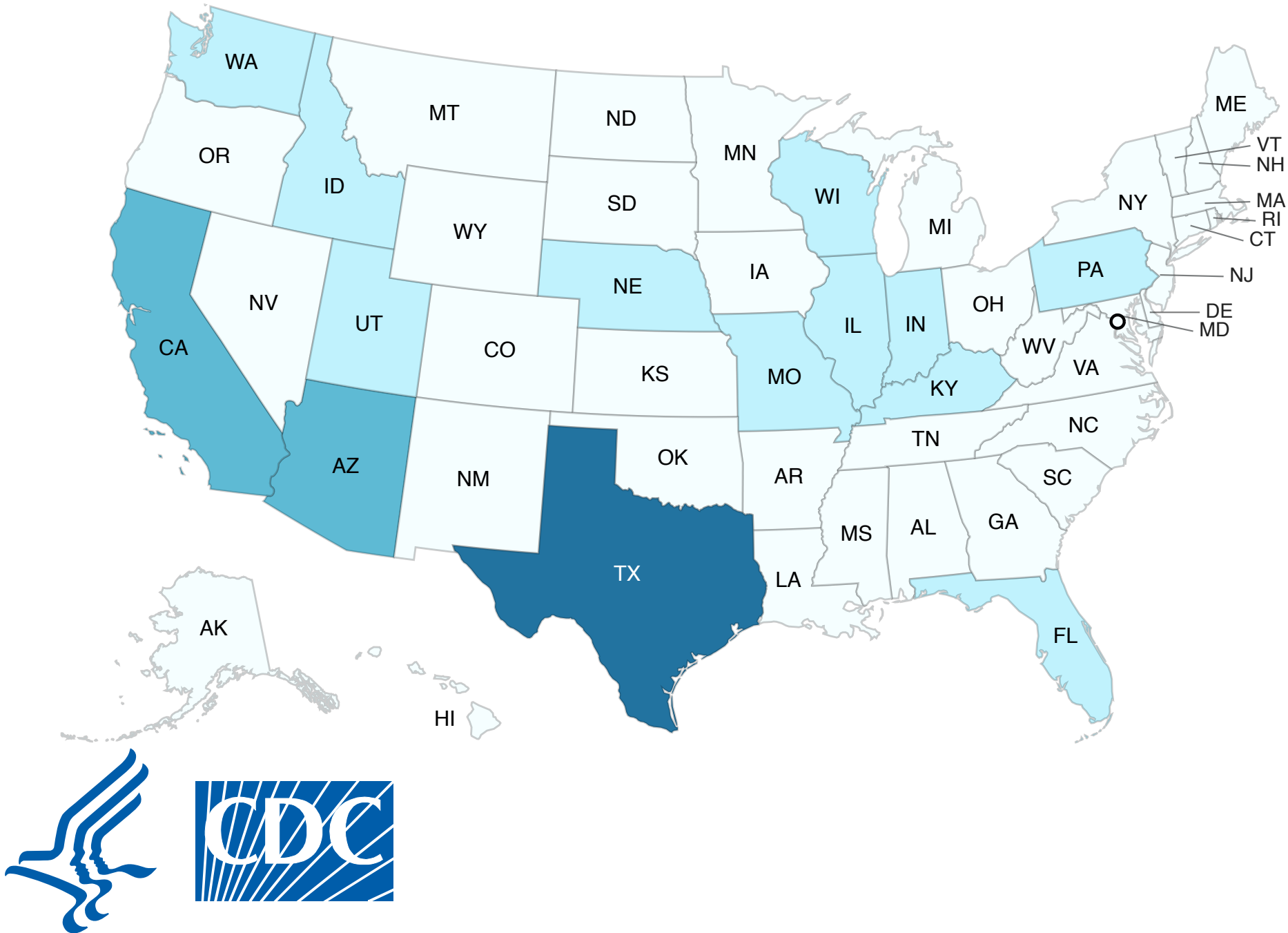
Data Table	
Location	Cases
<input type="radio"/> Alabama	0
<input type="radio"/> Alaska	0
<input type="radio"/> Arizona	0
<input type="radio"/> Arkansas	0
<input checked="" type="radio"/> California	1
<input type="radio"/> Colorado	0
<input type="radio"/> Connecticut	0
<input type="radio"/> Delaware	0
<input type="radio"/> District Of Columbia	0
<input type="radio"/> Florida	0
<input type="radio"/> Georgia	0
<input type="radio"/> Hawaii	0
<input type="radio"/> Idaho	0
<input checked="" type="radio"/> Illinois	1
<input type="radio"/> Indiana	0
<input checked="" type="radio"/> Iowa	1
<input type="radio"/> Kansas	0
<input type="radio"/> Kentucky	0
<input type="radio"/> Louisiana	0
<input type="radio"/> Maine	0
<input type="radio"/> Maryland	0
<input type="radio"/> Massachusetts	0
<input type="radio"/> Michigan	0
<input type="radio"/> Minnesota	0
<input type="radio"/> Mississippi	0
<input type="radio"/> Missouri	0
<input type="radio"/> Montana	0
<input type="radio"/> Nebraska	0
<input type="radio"/> Nevada	0

Location	Cases
<input type="radio"/> New Hampshire	0
<input type="radio"/> New Jersey	0
<input type="radio"/> New Mexico	0
<input checked="" type="radio"/> New York	2
<input type="radio"/> North Carolina	0
<input type="radio"/> North Dakota	0
<input type="radio"/> Ohio	0
<input type="radio"/> Oklahoma	0
<input type="radio"/> Oregon	0
<input type="radio"/> Pennsylvania	0
<input type="radio"/> Rhode Island	0
<input type="radio"/> South Carolina	0
<input type="radio"/> South Dakota	0
<input type="radio"/> Tennessee	0
<input checked="" type="radio"/> Texas	2
<input type="radio"/> Utah	0
<input type="radio"/> Vermont	0
<input type="radio"/> Virginia	0
<input type="radio"/> Washington	0
<input type="radio"/> West Virginia	0
<input type="radio"/> Wisconsin	0
<input type="radio"/> Wyoming	0

Data table showing data for the United States Map figure.

As of June 3, 2024, there have been 7 confirmed cases in 5 states.

Annual AFM Cases 2023



[Download Data \(CSV\)](#)

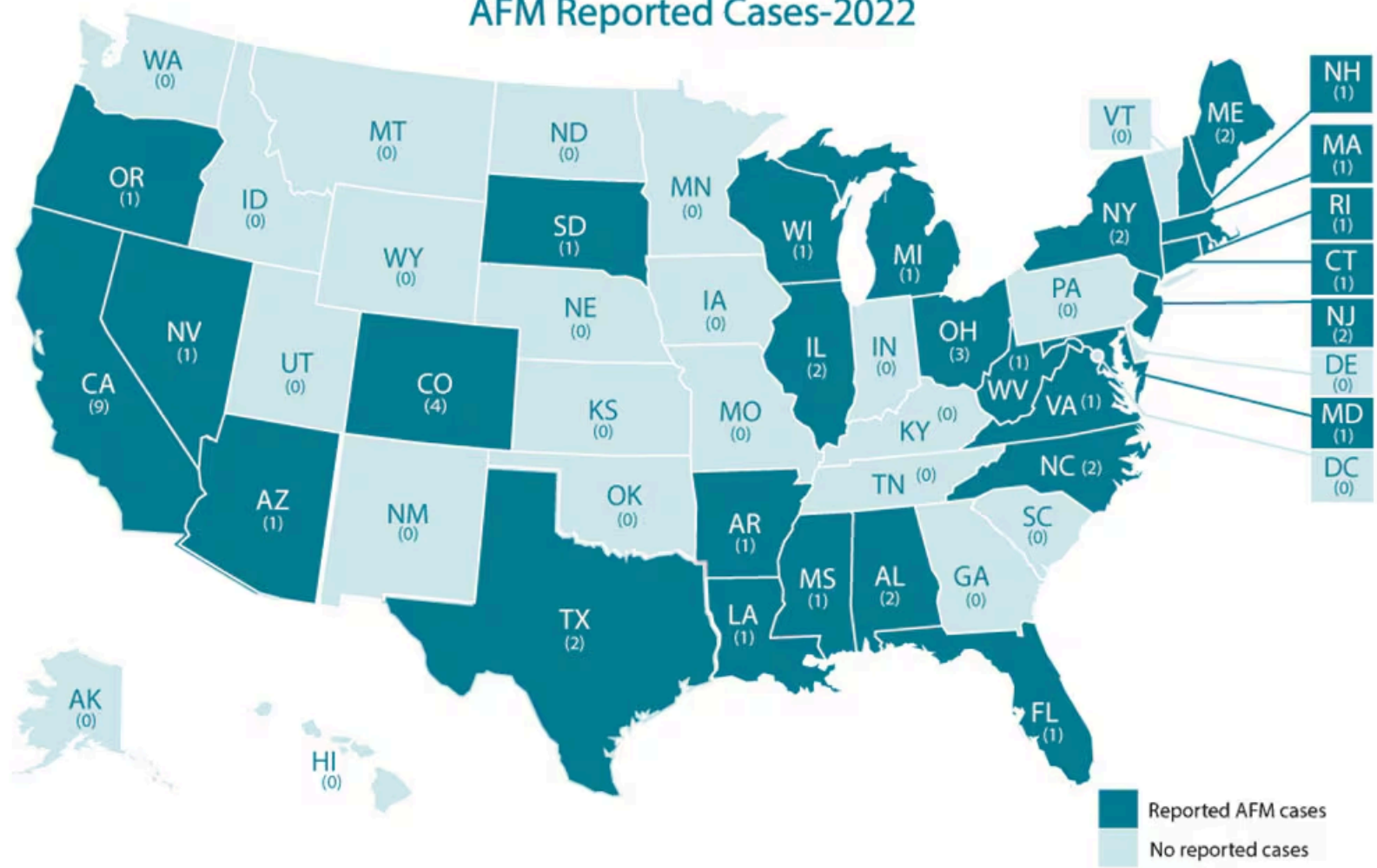
Location ▲	Cases
<input type="radio"/> Alabama	0
<input type="radio"/> Alaska	0
<input checked="" type="radio"/> Arizona	2
<input type="radio"/> Arkansas	0
<input checked="" type="radio"/> California	2
<input type="radio"/> Colorado	0
<input type="radio"/> Connecticut	0
<input type="radio"/> Delaware	0
<input type="radio"/> District Of Columbia	0
<input checked="" type="radio"/> Florida	1
<input type="radio"/> Georgia	0
<input type="radio"/> Hawaii	0
<input checked="" type="radio"/> Idaho	1
<input checked="" type="radio"/> Illinois	1
<input checked="" type="radio"/> Indiana	1
<input type="radio"/> Iowa	0
<input type="radio"/> Kansas	0
<input checked="" type="radio"/> Kentucky	1
<input type="radio"/> Louisiana	0
<input type="radio"/> Maine	0
<input type="radio"/> Maryland	0
<input type="radio"/> Massachusetts	0
<input type="radio"/> Michigan	0
<input type="radio"/> Minnesota	0
<input type="radio"/> Mississippi	0
<input checked="" type="radio"/> Missouri	1
<input type="radio"/> Montana	0
<input checked="" type="radio"/> Nebraska	1
<input type="radio"/> Nevada	0
<input type="radio"/> New Hampshire	0
<input type="radio"/> New Jersey	0
<input type="radio"/> New Mexico	0
<input type="radio"/> New York	0
<input type="radio"/> North Carolina	0
<input type="radio"/> North Dakota	0
<input type="radio"/> Ohio	0
<input type="radio"/> Oklahoma	0
<input type="radio"/> Oregon	0
<input checked="" type="radio"/> Pennsylvania	1
<input type="radio"/> Rhode Island	0
<input type="radio"/> South Carolina	0
<input type="radio"/> South Dakota	0
<input type="radio"/> Tennessee	0
<input checked="" type="radio"/> Texas	3
<input checked="" type="radio"/> Utah	1
<input type="radio"/> Vermont	0
<input type="radio"/> Virginia	0
<input checked="" type="radio"/> Washington	1
<input type="radio"/> West Virginia	0
<input checked="" type="radio"/> Wisconsin	1
<input type="radio"/> Wyoming	0

Data table showing data for the United States Map figure.

As of June 3, 2024, there have been 18 confirmed cases in 14 states.



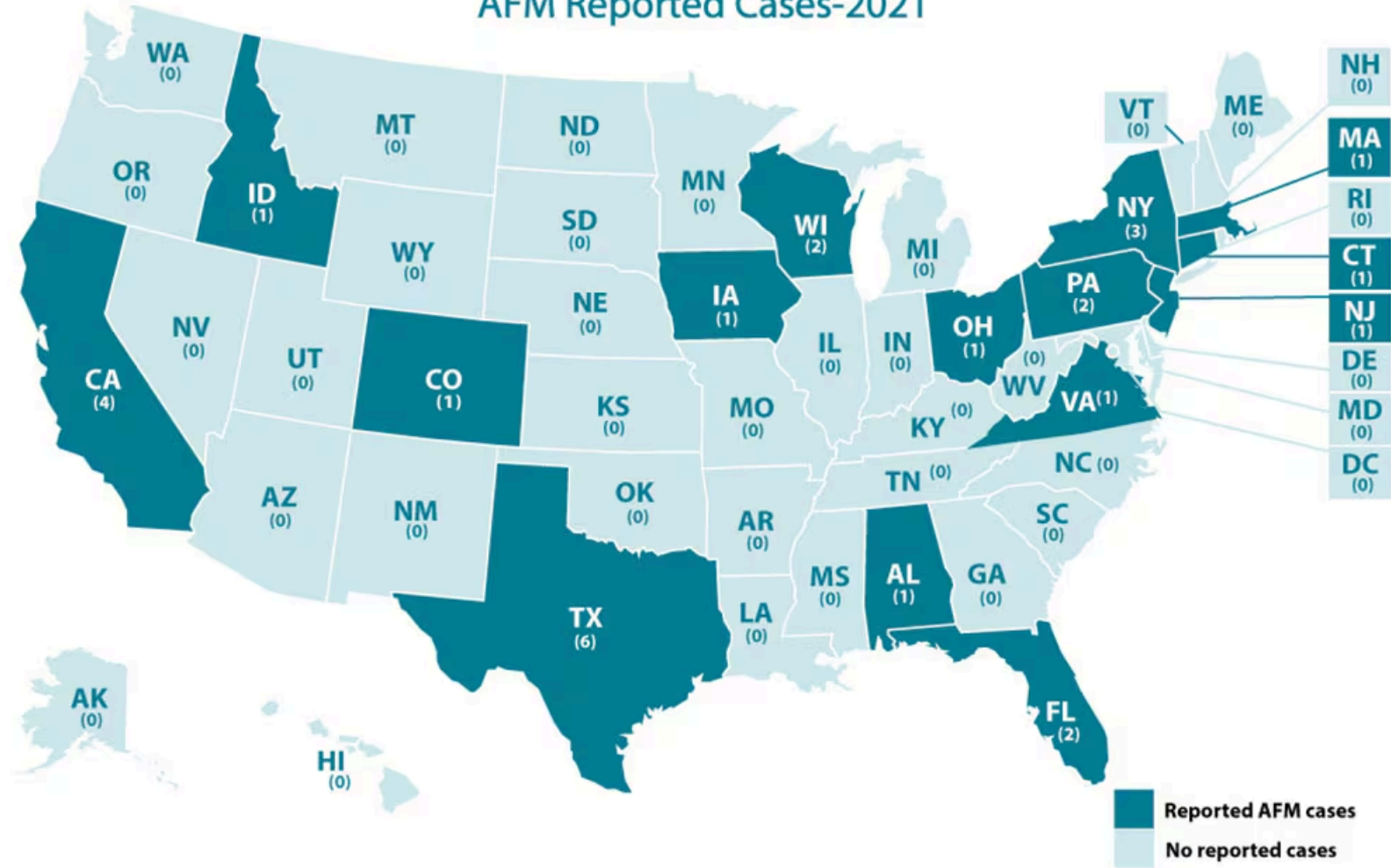
AFM Reported Cases-2022



In 2022, there were 47 confirmed cases in 27 states.

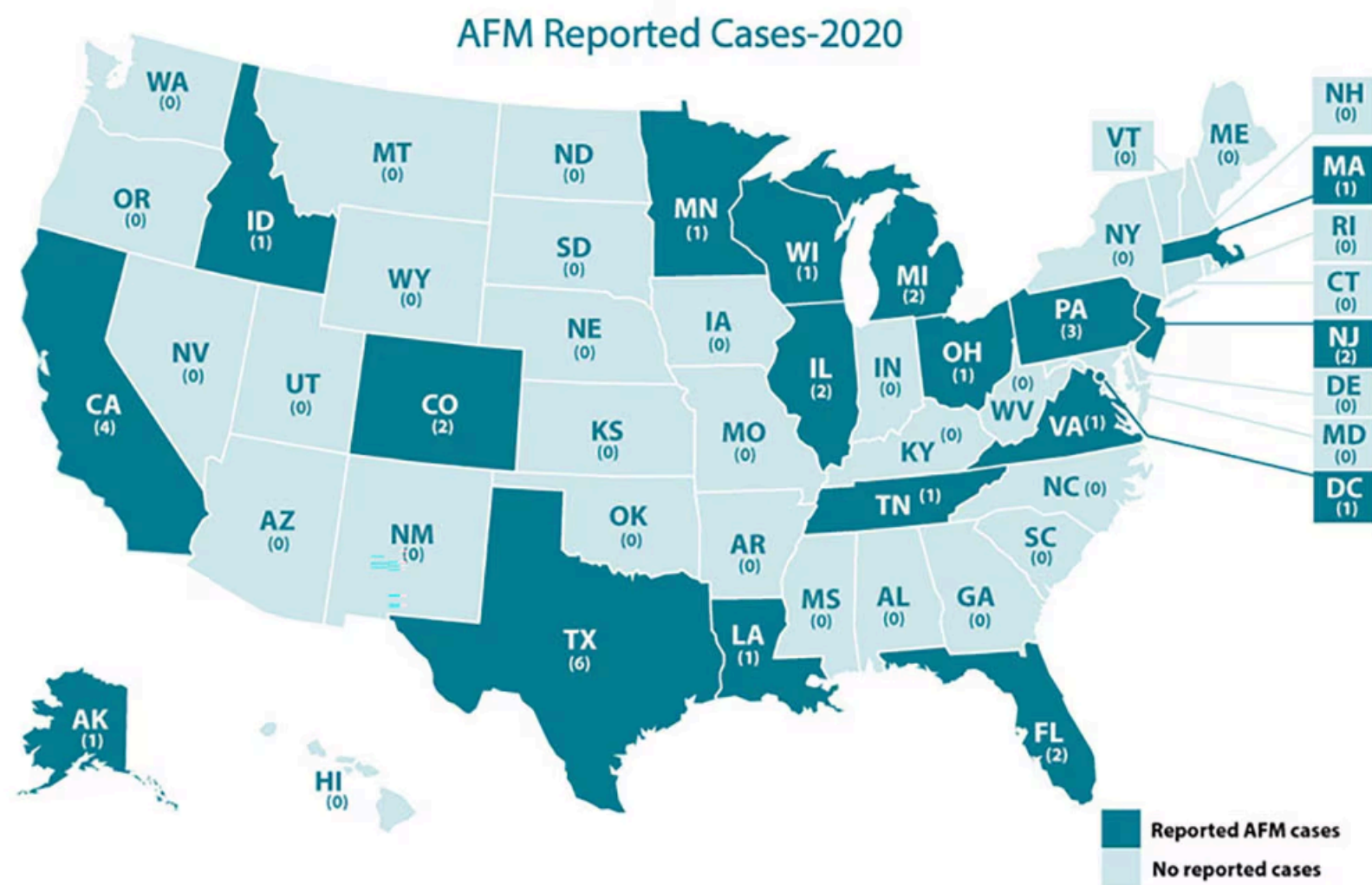
2021

AFM Reported Cases-2021




In 2021, there were 28 total confirmed cases in 15 states.

2020



In 2020, there were 33 confirmed cases in 18 states and the District of Columbia.

2019



In 2019, there were 47 total confirmed cases in 18 states.

2018

Reported AFM cases

No reported cases

State	Reported AFM cases
WA	11
OR	0
ID	0
MT	3
ND	1
SD	1
WY	2
NE	5
KS	1
OK	4
TX	31
NM	1
AZ	5
CA	15
NV	1
UT	1
CO	16
WV	0
VA	8
NC	2
SC	2
GA	4
AL	4
MS	1
LA	2
AR	3
MO	4
IA	2
MN	11
WI	10
MI	5
IN	2
OH	14
PA	11
NY	12
VT	0
ME	0
NH	1
MA	5
RI	1
CT	0
NJ	11
DE	0
MD	5
DC	0
AK	0
HI	1

2017

Reported AFM cases

No reported cases

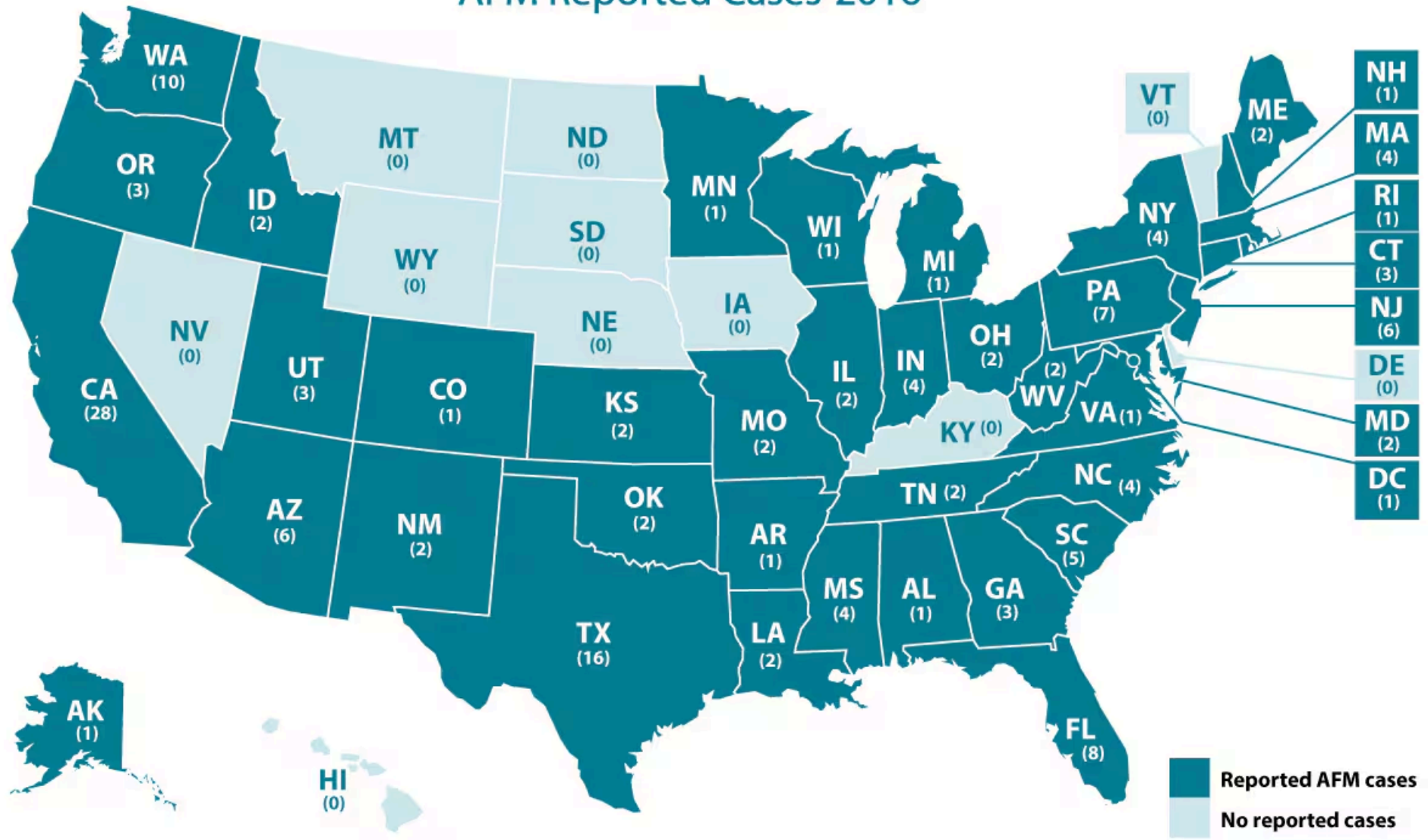
State	Reported AFM cases
WA	3
OR	0
CA	10
NV	0
UT	2
AZ	2
NM	0
TX	7
MT	0
WY	0
ND	0
SD	0
NE	0
KS	0
OK	0
IA	1
MO	0
AR	1
LA	0
MS	0
AL	1
GA	0
SC	0
NC	0
VA	1
WV	0
OH	2
IN	2
MI	0
WI	0
MN	0
NY	0
PA	1
ME	0
NH	1
MA	0
RI	0
CT	0
NJ	1
DE	0
MD	1
DC	0
AK	0
HI	0

In 2017, there were 38 total confirmed cases in 17 states.

2016



AFM Reported Cases-2016

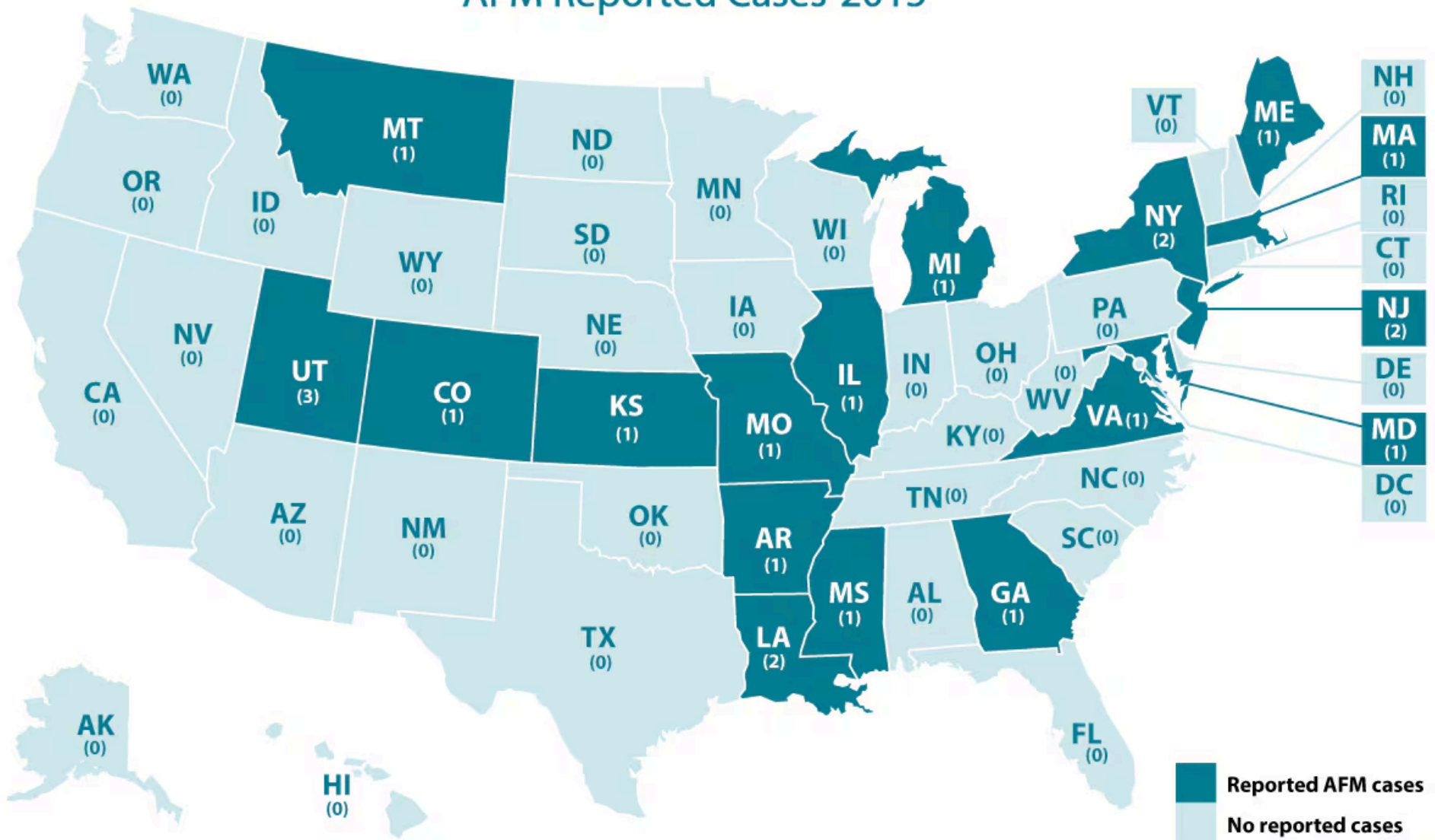


In 2016, there were 153 total confirmed cases in 39 states and the District of Columbia.

2015



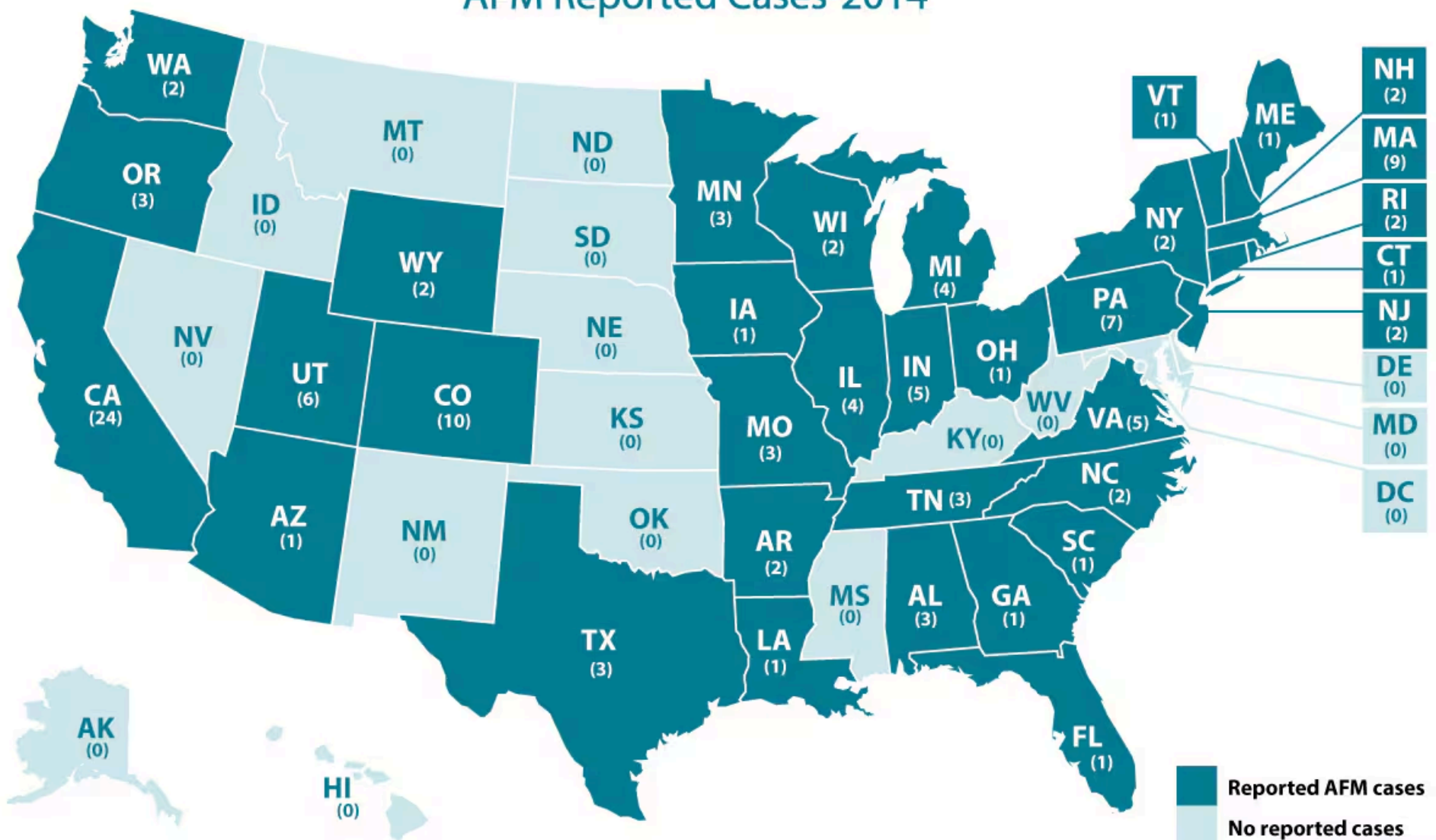
AFM Reported Cases-2015



In 2015, there were 22 total confirmed cases in 17 states.

2014

AFM Reported Cases-2014



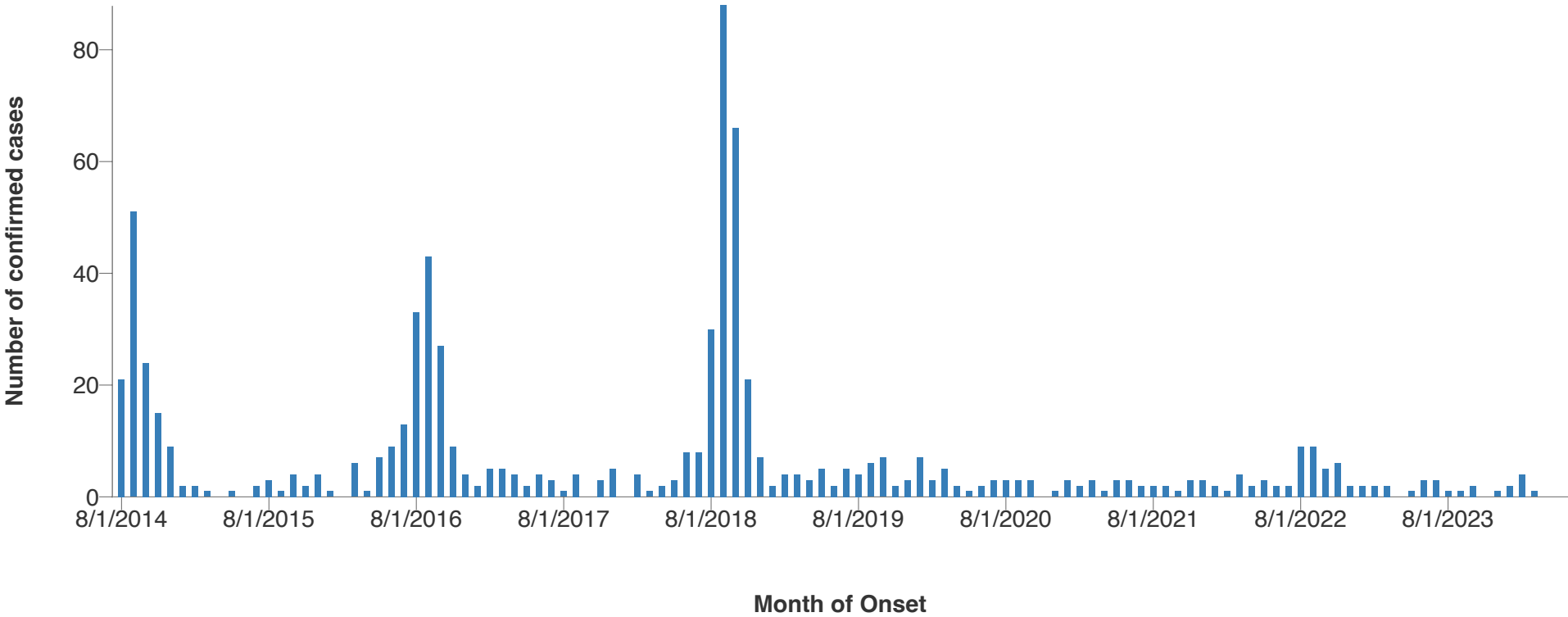
In 2014, there were 120 total confirmed cases in 34 states between the months of August and December. These case counts include only pediatric patients younger than 22 years of age.

We defer to the states to release additional information on cases as they choose.

Cases by Month, 2014–2023

Most patients developed AFM between August and November, with increases in AFM cases in 2014, 2016, and 2018. Many viruses commonly circulate at this same time of year, including enteroviruses, which are likely responsible for the increase in cases in peak years.

Confirmed AFM cases by CDC



^ Confirmed AFM cases by CDC from August 2014 through June 3, 2024. Case counts are subject to change.

* The data shown from August 2014 to July 2015 are based on the AFM investigation case definition: onset of acute limb weakness on or after August 1, 2014, and a magnetic resonance image (MRI) showing a spinal cord lesion largely restricted to gray matter in a patient age ≤ 21 years.

† The data shown from August 2015 to present are based on the AFM case definition adopted by the Council of State and Territorial Epidemiologists (CSTE): acute onset of focal or flaccid limb weakness and an MRI showing spinal cord lesion largely restricted to gray matter and spanning one or more spinal segments, regardless of age.

For more information, visit the [Case Definitions](#) page.



Case Definitions



For Parents of Children with AFM



About AFM

Last Reviewed: June 4, 2024

Was this page helpful?

Yes

Partly

No