

# COVID Data Tracker

Maps, charts, and data provided by CDC, updates Mondays and Fridays by 8 p.m. ET

[COVID-19 Home](#) >

## COVID-19 Update for the United States

### Early Indicators

#### Test Positivity >

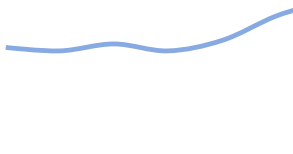
% Test Positivity

5.4%

(June 2 to June 8, 2024)

Trend in % Test Positivity

**+0.8%** in most recent week



Apr 20, 2024

#### Emergency Department Visits >


% Diagnosed as COVID-19

0.6%

(June 2 to June 8, 2024)

Trend in % Emergency Department Visits

**+12.6%** in most recent week



Apr 20, 2024

Jun 8

### Severity Indicators

#### Hospitalizations >

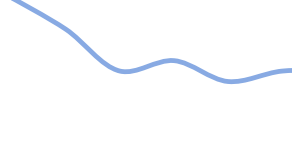
Hospitalization Rate per 100,000 population

1.1

(May 19 to May 25, 2024)

Trend in Hospitalization Rate

**No change** in most recent week



Apr 6, 2024

M

#### Deaths >


% of All Deaths in U.S. Due to COVID-19

0.6%

(June 2 to June 8, 2024)

Trend in % COVID-19 Deaths

**No change** in most recent week



Apr 20, 2024

Jun 8,

These early indicators represent a portion of national COVID-19 tests and emergency department visits. [Wastewater](#) information also provides early indicators of spread.

CDC | Test Positivity data through: June 8, 2024; Emergency Department Visit data through: June 8, 2024; Hospitalization data through: May 25, 2024; Death data through: June 8, 2024. Posted: June 14, 2024 12:01 PM ET



#### View Trends >

in Deaths, Emergency Department Visits, and Test Positivity



#### View Maps >

of Deaths, Emergency Department Visits, and Test Positivity

## COVID-19 Data Basics

Stay up to date on the most recent and detailed data for hospitalizations, deaths, emergency department visits, and vaccinations.

Hospitalizations

Deaths

Emergency Department Visits

Vaccination Distribution & Coverage

Vaccine Effectiveness

## Additional COVID-19 Data Topics

Health Equity

Pediatric

## Variants, Wastewater, and More

Explore COVID-19 data focused on variants, wastewater surveillance, and post-COVID conditions.

Variants & Genomic Surveillance

Traveler-Based Genomic Surveillance

Wastewater Surveillance

Post-COVID Conditions

Pregnancy

Seroprevalence



### Other COVID-19 Data

Links to supplemental CDC and Federal COVID data



### Communications Resources

Social media toolkits and graphics available to the public



### COVID-19 Home

All COVID-19 topics including prevention, travel, work, and school

## Recent Updates to COVID Data Tracker

Updated on May 10, 2024

- Effective May 1, 2024, hospitals are no longer required to report COVID-19 hospital admissions, hospital capacity, or hospital occupancy data to HHS through CDC’s National Healthcare Safety Network (NHSN). CDC encourages ongoing, voluntary reporting of hospitalization data. Data voluntarily reported to NHSN after May 1, 2024, is available at [Trends in Hospital Utilization, Capacity, and Reporting - NHSN](#).

### Cite COVID Data Tracker

Centers for Disease Control and Prevention. COVID Data Tracker. Atlanta, GA: U.S. Department of Health and Human Services, CDC; 2024, June 15. <https://covid.cdc.gov/covid-data-tracker>

### COVID-19 Home >

All COVID-19 topics including prevention, travel, work, and school

#### HAVE QUESTIONS?

Visit CDC-INFO

Call 800-232-4636

Email CDC-INFO

Open 24/7

#### CDC INFORMATION

About CDC

Jobs

Funding

Policies

File Viewers & Players

Privacy

FOIA

No Fear Act

OIG

Nondiscrimination

Accessibility

#### CONNECT WITH CDC

