



Native Hawaiians and Other Pacific Islanders With HIV


When compared to all people with HIV, Native Hawaiians and Other Pacific Islanders (NHOPI) have lower viral suppression rates. For **every 100 NHOPI with HIV in 2018**:*



59
received
some
HIV care



42
were
retained
in care



52
were virally
suppressed

For comparison, for every **100 people overall** with HIV,
65 received some HIV care, **50 were retained in care**, and **56 were virally suppressed**.

* Includes people with diagnosed or undiagnosed HIV.

www.cdc.gov/hiv | 1-800-CDC-INFO

Get Tested. Get in Care. Stay in Care. Stay Healthy.

Source: CDC. Selected national HIV prevention and care outcomes (slides).
Based on the most recent data available in December 2020.

