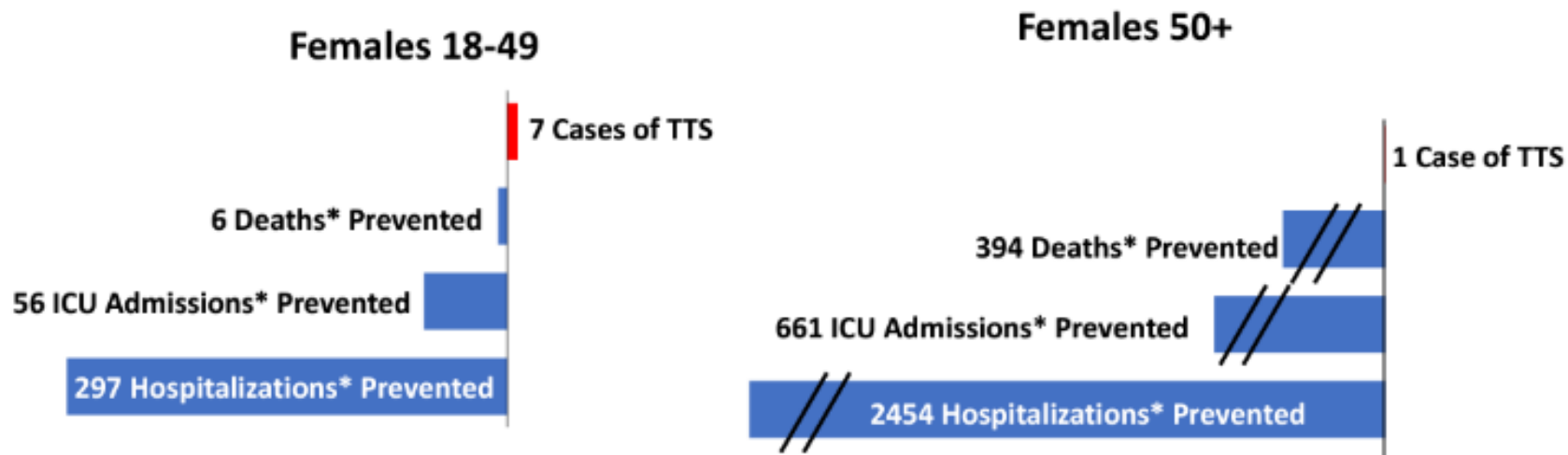


Supplemental Figure 1. Example of benefit-risk assessment estimate visualization from the April 23, 2021 Advisory Committee on Immunization Practices meeting presentation on thrombosis with thrombocytopenia (TTS) following Janssen COVID-19 vaccination. Figure depicts the predicted prevented COVID-19-associated hospitalizations, ICU admissions and deaths, compared to potential TTS cases caused per 1 million doses of Janssen vaccination among females aged 18-49 and 50+. A complete version of the slide presentation from the public ACIP meeting is available at: <https://www.cdc.gov/vaccines/acip/meetings/downloads/slides-2021-04-23/06-COVID-Oliver-508.pdf>

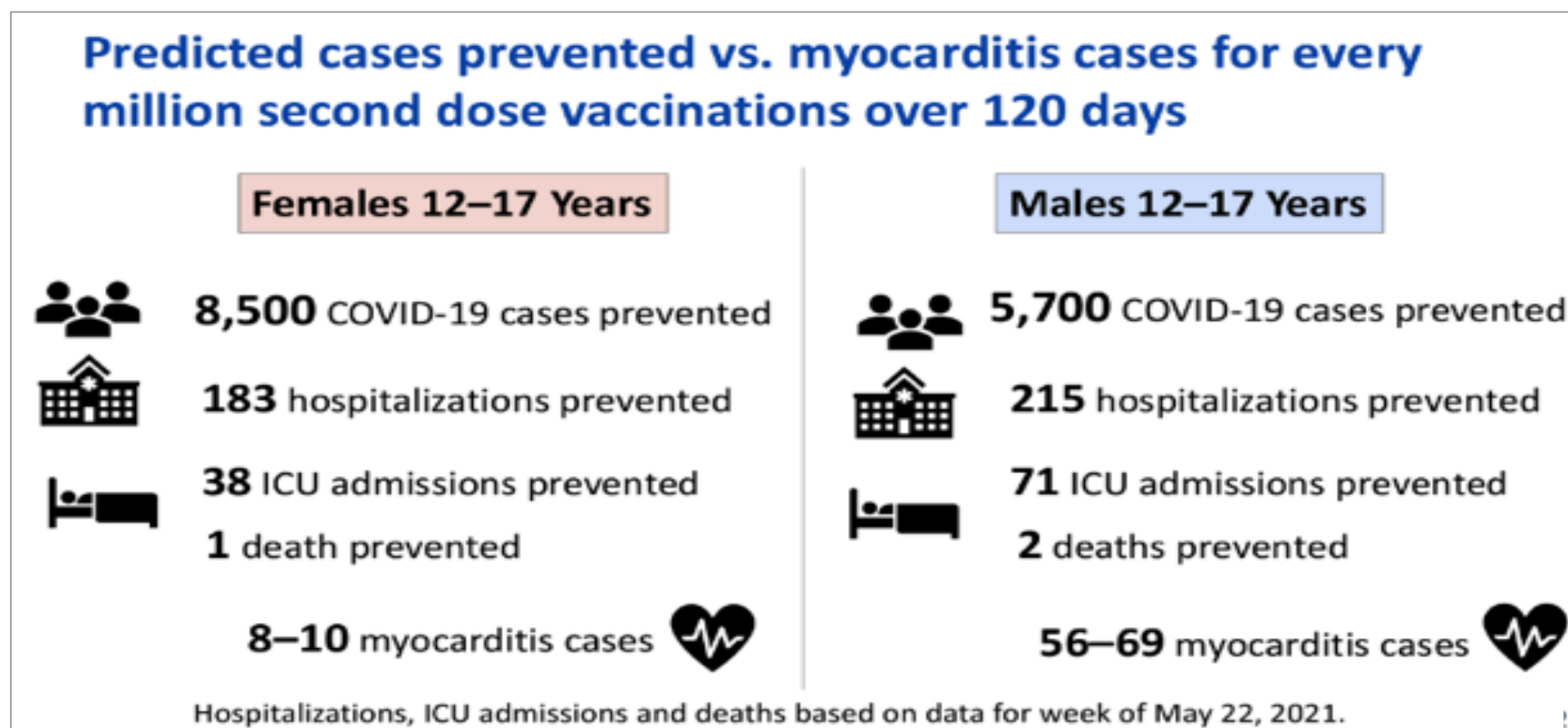
Risks and benefits females, by age group

For every 1 million doses of vaccine given with current US exposure risk



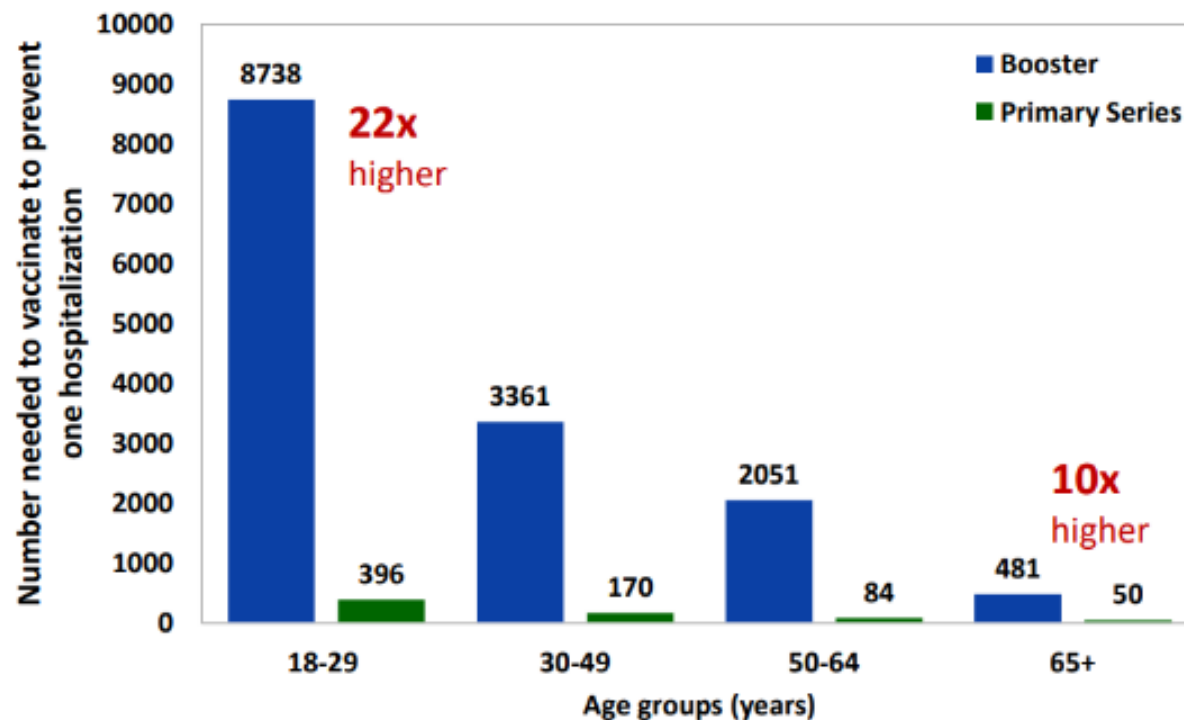
* Deaths, ICU admissions, and deaths due to COVID-19
Acronyms: Thrombosis with Thrombocytopenia Syndrome (TTS)

Supplemental Figure 2. Example of benefit-risk assessment estimate visualization from the June 23, 2021 Advisory Committee for Immunization Practices meeting presentation on myocarditis following mRNA COVID-19 vaccine. Figure depicts predicted prevented cases, hospitalizations, ICU admissions and deaths, compared to potential myocarditis cases caused per million second doses of mRNA COVID-19 vaccination, among females and males aged 12-17 years. A complete version of the slide presentation from the public ACIP meeting is available at: <https://www.cdc.gov/vaccines/acip/meetings/downloads/slides-2021-06/05-COVID-Wallace-508.pdf>



Supplemental Figure 3. Example of benefit-risk assessment estimate visualization from the September 23, 2021 Advisory Committee for Immunization Practices meeting presentation on COVID-19 vaccine booster doses. Number needed to vaccinate to prevent one hospitalization over six months, comparing booster vs. primary series mRNA COVID-19 vaccination. A complete version of the slide presentation from the public ACIP meeting is available at: <https://www.cdc.gov/vaccines/acip/meetings/downloads/slides-2021-9-23/02-COVID-Wallace-508.pdf>

Number needed to vaccinate to prevent one hospitalization over 6 months, booster versus primary series



Supplemental Figure 4. Example of benefit-risk assessment estimate visualization from the December 16, 2021 Advisory Committee for Immunization Practices meeting presentation on Janssen COVID-19 vaccine safety. Figure depicts the direct benefits and risks after Janssen and mRNA COVID-19 vaccination, per million doses, among males aged 18-49, 50-64, >=65. A complete version of the slide presentation from the public ACIP meeting is available at: <https://www.cdc.gov/vaccines/acip/meetings/downloads/slides-2021-9-23/02-COVID-Wallace-508.pdf>

