

COVID Data Tracker

Maps, charts, and data provided by CDC, updates Mondays and Fridays by 8 p.m. ET

[COVID-19 Home >](#)



Effective May 1, 2024, hospitals are no longer required to report COVID-19 hospital admissions, hospital capacity, or hospital occupancy data to HHS through CDC's National Healthcare Safety Network (NHSN). CDC encourages ongoing, voluntary reporting of hospitalization data. Data voluntarily reported to NHSN after May 1, 2024, will be available starting May 10, 2024, at [COVID Data Tracker Hospitalizations](#).

The source of hospital information on the COVID Data Tracker home page will change from the National Healthcare Safety Network (NHSN) to COVID-NET. Instead of displaying national counts of new hospital admissions, it will show COVID-19 hospitalization rates per 100,000 people. More information on COVID-Net is available on [COVID-NET Laboratory-confirmed COVID-19 Hospitalizations](#).

COVID-19 Update for the United States

Early Indicators

Test Positivity >


% Test Positivity

3.0%

(April 21 to April 27, 2024)

Trend in % Test Positivity

-0.1% in most recent week



Mar 9, 2024

A

Emergency Department Visits >


% Diagnosed as COVID-19

0.3%

(April 21 to April 27, 2024)

Trend in % Emergency Department Visits

-11% in most recent week



Mar 9, 2024

Apr 27

Severity Indicators

Hospitalizations >

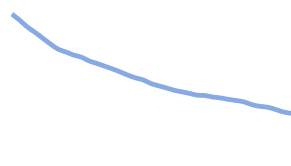
Hospital Admissions

5,098

(April 21 to April 27, 2024)

Trend in Hospital Admissions

-11.1% in most recent week



Mar 9, 2024

A

Deaths >


% of All Deaths in U.S. Due to COVID-19

0.8%

(April 21 to April 27, 2024)

Trend in % COVID-19 Deaths

No change in most recent week



Mar 9, 2024

Apr 27

These early indicators represent a portion of national COVID-19 tests and emergency department visits. [Wastewater](#) information also provides early indicators of spread.

Total Hospitalizations

6,935,240

Total Deaths

1,190,122



View Trends >

in Hospitalizations,
Deaths, Emergency
Department Visits, and
Test Positivity



View Maps >

of Hospitalizations,
Deaths, Emergency
Department Visits, and
Test Positivity

COVID-19 Data Basics

Stay up to date on the most recent and detailed data for hospitalizations, deaths, emergency department visits, and vaccinations.

[Hospitalizations](#)

[Deaths](#)

[Emergency Department Visits](#)

[Vaccination Distribution & Coverage](#)

[Vaccine Effectiveness](#)

Variants, Wastewater, and More

Explore COVID-19 data focused on variants, wastewater surveillance, and post-COVID conditions.

[Variants & Genomic Surveillance](#)

[Traveler-Based Genomic Surveillance](#)

[Wastewater Surveillance](#)

[Post-COVID Conditions](#)

Additional COVID-19 Data Topics

[Health Equity](#)

[Pediatric](#)

[Pregnancy](#)

[Seroprevalence](#)



Other COVID-19 Data

Links to supplemental CDC and Federal COVID data



Communications Resources

Social media toolkits and graphics available to the public



COVID-19 Home

All COVID-19 topics including prevention, travel, work, and school

Recent Updates to COVID Data Tracker

Updated on February 23, 2024

- The [Demographics over Time](#) page was updated to show trends of COVID-19 deaths categorized by both race and ethnicity and age group.

Cite COVID Data Tracker

Centers for Disease Control and Prevention. COVID Data Tracker. Atlanta, GA: U.S. Department of Health and Human Services, CDC; 2024, May 04. <https://covid.cdc.gov/covid-data-tracker>

COVID-19 Home >

All COVID-19 topics including prevention, travel, work, and school

HAVE QUESTIONS?

Visit CDC-INFO

Call 800-232-4636

Email CDC-INFO

Open 24/7

CDC INFORMATION

About CDC

Jobs

Funding

Policies

File Viewers & Players

Privacy

FOIA

No Fear Act

OIG

Nondiscrimination

Accessibility

CONNECT WITH CDC

