

COVID Data Tracker

Maps, charts, and data provided by CDC, updates Mondays and Fridays by 8 p.m. ET

COVID-19
[Home >](#)

United States

At a Glance

Trend in %
Test
Positivity **-0.1% in most recent week**

Trend in %
Emergency
Department
Visits **-19.9% in most recent week**

Trend in
Hospital
Admissions **-13.8% in most recent week**

Total Hospitalizations 6,924,128

Trend in % COVID-19 Deaths **-9.1% in most recent week**

Total Deaths

1,188,991

Trends in United States COVID-19 Hospitalizations, Deaths, Emergency Department (ED) Visits, and Test Positivity by Geographic Area

Maps, charts, and data provided by CDC, updates weekly for the previous MMWR week (Sunday-Saturday) on Fridays by 8 pm ET[†]

[View Footnotes and Download Data](#)

Select a geographic area: **View (left axis):**

The United States

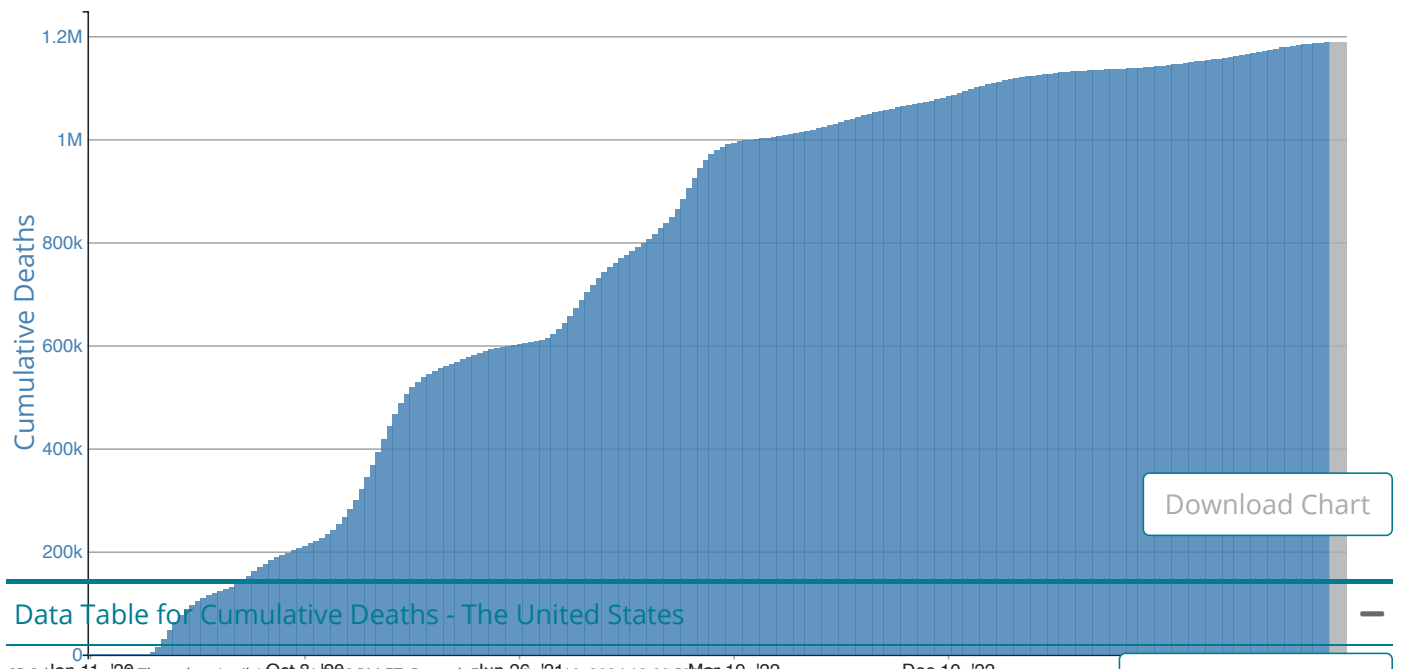
Cumulative Deaths

View (right axis):

select one

The blue bars show cumulative provisional deaths due to COVID-19.

Cumulative Provisional COVID-19 Deaths, by Week, in The United States, Reported to CDC



Data Table for Cumulative Deaths - The United States

COVID-19 Data as of Thursday, April 18, 2024 7:56 PM ET. Posted: Thursday, April 19, 2024 12:00 PM. Mar 19, '22 Dec 10, '22

Download Data 

Geography	Date	Cumulative Deaths	Death Data As Of
United States	Apr 13, 2024	1,188,991	Apr 18, 2024
United States	Apr 6, 2024	1,188,748	Apr 18, 2024
United States	Mar 30, 2024	1,188,293	Apr 18, 2024
United States	Mar 23, 2024	1,187,692	Apr 18, 2024
United States	Mar 16, 2024	1,186,913	Apr 18, 2024
United States	Mar 9, 2024	1,185,931	Apr 18, 2024
United States	Mar 2, 2024	1,184,884	Apr 18, 2024
United States	Feb 24, 2024	1,183,663	Apr 18, 2024
United States	Feb 17, 2024	1,182,392	Apr 18, 2024
United States	Feb 10, 2024	1,181,041	Apr 18, 2024
United States	Feb 3, 2024	1,179,471	Apr 18, 2024
United States	Jan 27, 2024	1,177,755	Apr 18, 2024
United States	Jan 20, 2024	1,175,653	Apr 18, 2024
United States	Jan 13, 2024	1,173,317	Apr 18, 2024
United States	Jan 6, 2024	1,170,759	Apr 18, 2024
United States	Dec 30, 2023	1,168,286	Apr 18, 2024
United States	Dec 23, 2023	1,166,073	Apr 18, 2024
United States	Dec 16, 2023	1,164,146	Apr 18, 2024
United States	Dec 9, 2023	1,162,309	Apr 18, 2024
United States	Dec 2, 2023	1,160,524	Apr 18, 2024
United States	Nov 25, 2023	1,158,801	Apr 18, 2024
United States	Nov 18, 2023	1,157,384	Apr 18, 2024
United States	Nov 11, 2023	1,155,957	Apr 18, 2024
United States	Nov 4, 2023	1,154,568	Apr 18, 2024
United States	Oct 28, 2023	1,153,323	Apr 18, 2024

United States	Oct 21, 2023	1,152,035	Apr 18, 2024
United States	Oct 14, 2023	1,150,644	Apr 18, 2024
United States	Oct 7, 2023	1,149,333	Apr 18, 2024
United States	Sep 30, 2023	1,147,935	Apr 18, 2024
United States	Sep 23, 2023	1,146,483	Apr 18, 2024
United States	Sep 16, 2023	1,145,068	Apr 18, 2024
United States	Sep 9, 2023	1,143,661	Apr 18, 2024
United States	Sep 2, 2023	1,142,352	Apr 18, 2024
United States	Aug 26, 2023	1,141,164	Apr 18, 2024
United States	Aug 19, 2023	1,140,102	Apr 18, 2024
United States	Aug 12, 2023	1,139,184	Apr 18, 2024
United States	Aug 5, 2023	1,138,433	Apr 18, 2024
United States	Jul 29, 2023	1,137,763	Apr 18, 2024
United States	Jul 22, 2023	1,137,216	Apr 18, 2024
United States	Jul 15, 2023	1,136,676	Apr 18, 2024
United States	Jul 8, 2023	1,136,169	Apr 18, 2024
United States	Jul 1, 2023	1,135,679	Apr 18, 2024
United States	Jun 24, 2023	1,135,136	Apr 18, 2024
United States	Jun 17, 2023	1,134,555	Apr 18, 2024
United States	Jun 10, 2023	1,133,943	Apr 18, 2024
United States	Jun 3, 2023	1,133,310	Apr 18, 2024
United States	May 27, 2023	1,132,617	Apr 18, 2024
United States	May 20, 2023	1,131,876	Apr 18, 2024
United States	May 13, 2023	1,131,119	Apr 18, 2024
United States	May 6, 2023	1,130,282	Apr 18, 2024
United States	Apr 29, 2023	1,129,339	Apr 18, 2024
United States	Apr 22, 2023	1,128,313	Apr 18, 2024
United States	Apr 15, 2023	1,127,120	Apr 18, 2024
United States	Apr 8, 2023	1,125,902	Apr 18, 2024
United States	Apr 1, 2023	1,124,530	Apr 18, 2024
United States	Mar 25, 2023	1,123,081	Apr 18, 2024
United States	Mar 18, 2023	1,121,413	Apr 18, 2024
United States	Mar 11, 2023	1,119,648	Apr 18, 2024
United States	Mar 4, 2023	1,117,796	Apr 18, 2024
United States	Feb 25, 2023	1,115,802	Apr 18, 2024
United States	Feb 18, 2023	1,113,644	Apr 18, 2024
United States	Feb 11, 2023	1,111,544	Apr 18, 2024
United States	Feb 4, 2023	1,109,196	Apr 18, 2024
United States	Jan 28, 2023	1,106,554	Apr 18, 2024
United States	Jan 21, 2023	1,103,643	Apr 18, 2024
United States	Jan 14, 2023	1,100,396	Apr 18, 2024
United States	Jan 7, 2023	1,096,706	Apr 18, 2024
United States	Dec 31, 2022	1,092,837	Apr 18, 2024

United States	Dec 24, 2022	1,089,179	Apr 18, 2024
United States	Dec 17, 2022	1,085,860	Apr 18, 2024
United States	Dec 10, 2022	1,082,673	Apr 18, 2024
United States	Dec 3, 2022	1,079,638	Apr 18, 2024
United States	Nov 26, 2022	1,077,046	Apr 18, 2024
United States	Nov 19, 2022	1,074,549	Apr 18, 2024
United States	Nov 12, 2022	1,072,293	Apr 18, 2024
United States	Nov 5, 2022	1,070,092	Apr 18, 2024
United States	Oct 29, 2022	1,067,844	Apr 18, 2024
United States	Oct 22, 2022	1,065,602	Apr 18, 2024
United States	Oct 15, 2022	1,063,406	Apr 18, 2024
United States	Oct 8, 2022	1,061,259	Apr 18, 2024
United States	Oct 1, 2022	1,059,065	Apr 18, 2024
United States	Sep 24, 2022	1,056,688	Apr 18, 2024
United States	Sep 17, 2022	1,054,142	Apr 18, 2024
United States	Sep 10, 2022	1,051,629	Apr 18, 2024
United States	Sep 3, 2022	1,048,822	Apr 18, 2024
United States	Aug 27, 2022	1,045,896	Apr 18, 2024
United States	Aug 20, 2022	1,042,846	Apr 18, 2024
United States	Aug 13, 2022	1,039,680	Apr 18, 2024
United States	Aug 6, 2022	1,036,396	Apr 18, 2024
United States	Jul 30, 2022	1,033,024	Apr 18, 2024
United States	Jul 23, 2022	1,029,623	Apr 18, 2024
United States	Jul 16, 2022	1,026,397	Apr 18, 2024
United States	Jul 9, 2022	1,023,468	Apr 18, 2024
United States	Jul 2, 2022	1,020,880	Apr 18, 2024
United States	Jun 25, 2022	1,018,460	Apr 18, 2024
United States	Jun 18, 2022	1,016,131	Apr 18, 2024
United States	Jun 11, 2022	1,013,937	Apr 18, 2024
United States	Jun 4, 2022	1,011,798	Apr 18, 2024
United States	May 28, 2022	1,009,792	Apr 18, 2024
United States	May 21, 2022	1,007,852	Apr 18, 2024
United States	May 14, 2022	1,006,110	Apr 18, 2024
United States	May 7, 2022	1,004,434	Apr 18, 2024
United States	Apr 30, 2022	1,003,001	Apr 18, 2024
United States	Apr 23, 2022	1,001,575	Apr 18, 2024
United States	Apr 16, 2022	1,000,230	Apr 18, 2024
United States	Apr 9, 2022	998,820	Apr 18, 2024
United States	Apr 2, 2022	997,268	Apr 18, 2024
United States	Mar 26, 2022	995,360	Apr 18, 2024
United States	Mar 19, 2022	992,855	Apr 18, 2024
United States	Mar 12, 2022	989,730	Apr 18, 2024
United States	Mar 5, 2022	985,326	Apr 18, 2024

United States	Feb 26, 2022	979,285	Apr 18, 2024
United States	Feb 19, 2022	970,995	Apr 18, 2024
United States	Feb 12, 2022	959,429	Apr 18, 2024
United States	Feb 5, 2022	944,112	Apr 18, 2024
United States	Jan 29, 2022	925,356	Apr 18, 2024
United States	Jan 22, 2022	904,390	Apr 18, 2024
United States	Jan 15, 2022	883,055	Apr 18, 2024
United States	Jan 8, 2022	863,977	Apr 18, 2024
United States	Jan 1, 2022	848,852	Apr 18, 2024
United States	Dec 25, 2021	837,175	Apr 18, 2024
United States	Dec 18, 2021	826,717	Apr 18, 2024
United States	Dec 11, 2021	816,467	Apr 18, 2024
United States	Dec 4, 2021	806,733	Apr 18, 2024
United States	Nov 27, 2021	797,952	Apr 18, 2024
United States	Nov 20, 2021	790,066	Apr 18, 2024
United States	Nov 13, 2021	782,756	Apr 18, 2024
United States	Nov 6, 2021	775,597	Apr 18, 2024
United States	Oct 30, 2021	768,310	Apr 18, 2024
United States	Oct 23, 2021	760,350	Apr 18, 2024
United States	Oct 16, 2021	751,409	Apr 18, 2024
United States	Oct 9, 2021	741,531	Apr 18, 2024
United States	Oct 2, 2021	730,351	Apr 18, 2024
United States	Sep 25, 2021	717,521	Apr 18, 2024
United States	Sep 18, 2021	703,174	Apr 18, 2024
United States	Sep 11, 2021	687,963	Apr 18, 2024
United States	Sep 4, 2021	672,546	Apr 18, 2024
United States	Aug 28, 2021	657,053	Apr 18, 2024
United States	Aug 21, 2021	642,879	Apr 18, 2024
United States	Aug 14, 2021	630,698	Apr 18, 2024
United States	Aug 7, 2021	621,292	Apr 18, 2024
United States	Jul 31, 2021	614,808	Apr 18, 2024
United States	Jul 24, 2021	610,703	Apr 18, 2024
United States	Jul 17, 2021	607,943	Apr 18, 2024
United States	Jul 10, 2021	605,952	Apr 18, 2024
United States	Jul 3, 2021	604,307	Apr 18, 2024
United States	Jun 26, 2021	602,764	Apr 18, 2024
United States	Jun 19, 2021	601,129	Apr 18, 2024
United States	Jun 12, 2021	599,353	Apr 18, 2024
United States	Jun 5, 2021	597,318	Apr 18, 2024
United States	May 29, 2021	594,971	Apr 18, 2024
United States	May 22, 2021	592,201	Apr 18, 2024
United States	May 15, 2021	588,963	Apr 18, 2024

United States	May 8, 2021	585,285	Apr 18, 2024
United States	May 1, 2021	581,279	Apr 18, 2024
United States	Apr 24, 2021	577,114	Apr 18, 2024
United States	Apr 17, 2021	572,513	Apr 18, 2024
United States	Apr 10, 2021	568,063	Apr 18, 2024
United States	Apr 3, 2021	563,750	Apr 18, 2024
United States	Mar 27, 2021	559,553	Apr 18, 2024
United States	Mar 20, 2021	555,092	Apr 18, 2024
United States	Mar 13, 2021	550,199	Apr 18, 2024
United States	Mar 6, 2021	544,474	Apr 18, 2024
United States	Feb 27, 2021	537,743	Apr 18, 2024
United States	Feb 20, 2021	529,089	Apr 18, 2024
United States	Feb 13, 2021	518,282	Apr 18, 2024
United States	Feb 6, 2021	504,763	Apr 18, 2024
United States	Jan 30, 2021	487,729	Apr 18, 2024
United States	Jan 23, 2021	467,407	Apr 18, 2024
United States	Jan 16, 2021	443,720	Apr 18, 2024
United States	Jan 9, 2021	418,028	Apr 18, 2024
United States	Jan 2, 2021	392,054	Apr 18, 2024
United States	Dec 26, 2020	367,209	Apr 18, 2024
United States	Dec 19, 2020	343,845	Apr 18, 2024
United States	Dec 12, 2020	321,531	Apr 18, 2024
United States	Dec 5, 2020	300,618	Apr 18, 2024
United States	Nov 28, 2020	282,073	Apr 18, 2024
United States	Nov 21, 2020	266,458	Apr 18, 2024
United States	Nov 14, 2020	253,115	Apr 18, 2024
United States	Nov 7, 2020	242,471	Apr 18, 2024
United States	Oct 31, 2020	233,717	Apr 18, 2024
United States	Oct 24, 2020	226,698	Apr 18, 2024
United States	Oct 17, 2020	220,708	Apr 18, 2024
United States	Oct 10, 2020	215,513	Apr 18, 2024
United States	Oct 3, 2020	210,700	Apr 18, 2024
United States	Sep 26, 2020	206,460	Apr 18, 2024
United States	Sep 19, 2020	202,164	Apr 18, 2024
United States	Sep 12, 2020	197,891	Apr 18, 2024
United States	Sep 5, 2020	193,273	Apr 18, 2024
United States	Aug 29, 2020	188,263	Apr 18, 2024
United States	Aug 22, 2020	182,524	Apr 18, 2024
United States	Aug 15, 2020	176,150	Apr 18, 2024
United States	Aug 8, 2020	168,902	Apr 18, 2024
United States	Aug 1, 2020	161,054	Apr 18, 2024
United States	Jul 25, 2020	152,769	Apr 18, 2024
United States	Jul 18, 2020	144,540	Apr 18, 2024

United States	Jul 11, 2020	137,374	Apr 18, 2024
United States	Jul 4, 2020	131,604	Apr 18, 2024
United States	Jun 27, 2020	127,064	Apr 18, 2024
United States	Jun 20, 2020	123,229	Apr 18, 2024
United States	Jun 13, 2020	119,385	Apr 18, 2024
United States	Jun 6, 2020	115,158	Apr 18, 2024
United States	May 30, 2020	110,112	Apr 18, 2024
United States	May 23, 2020	103,952	Apr 18, 2024
United States	May 16, 2020	96,723	Apr 18, 2024
United States	May 9, 2020	87,494	Apr 18, 2024
United States	May 2, 2020	76,271	Apr 18, 2024
United States	Apr 25, 2020	63,071	Apr 18, 2024
United States	Apr 18, 2020	47,546	Apr 18, 2024
United States	Apr 11, 2020	30,345	Apr 18, 2024
United States	Apr 4, 2020	14,039	Apr 18, 2024
United States	Mar 28, 2020	3,926	Apr 18, 2024
United States	Mar 21, 2020	715	Apr 18, 2024
United States	Mar 14, 2020	129	Apr 18, 2024
United States	Mar 7, 2020	69	Apr 18, 2024
United States	Feb 29, 2020	31	Apr 18, 2024
United States	Feb 22, 2020	22	Apr 18, 2024
United States	Feb 15, 2020	16	Apr 18, 2024
United States	Feb 8, 2020	10	Apr 18, 2024
United States	Feb 1, 2020	6	Apr 18, 2024
United States	Jan 25, 2020	6	Apr 18, 2024
United States	Jan 18, 2020	3	Apr 18, 2024
United States	Jan 11, 2020	1	Apr 18, 2024

Footnotes



Want to see maps of COVID-19 Data?

View maps [here](#)

Cite COVID Data Tracker


Centers for Disease Control and Prevention. COVID Data Tracker. Atlanta, GA: U.S. Department of Health and Human Services, CDC; 2024, April 22. <https://covid.cdc.gov/covid-data-tracker>

COVID-19 Home >


All COVID-19 topics including prevention, travel, work, and school

HAVE QUESTIONS?

 Visit CDC-INFO

 Call 800-232-4636

 Email CDC-INFO

 Open 24/7

CDC INFORMATION

About CDC

Jobs

Funding

Policies

File Viewers & Players

Privacy

FOIA

No Fear Act

OIG

Nondiscrimination

Accessibility

CONNECT WITH CDC



U.S. Department of Health & Human Services

USA.gov

CDC Website Exit Disclaimer 