

Topic 8: Ppe part 2 – gowns



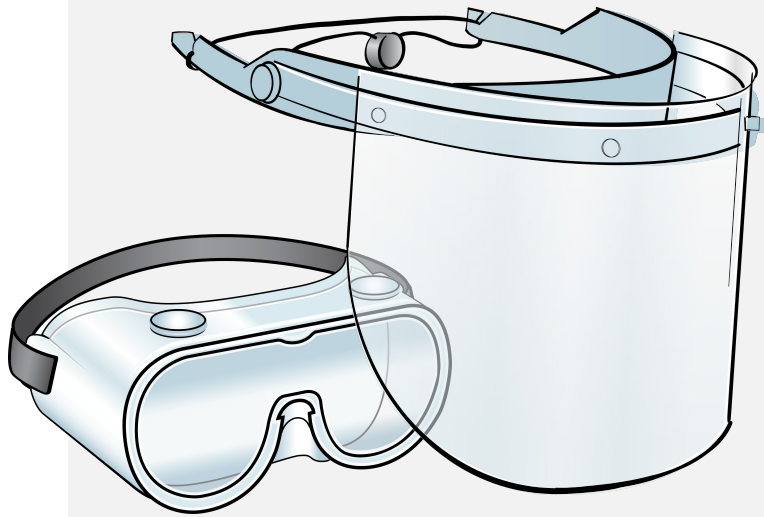
Agenda

- Objectives
- Discussion
 - Role of Gowns in Infection Control
 - “Dos and Don’ts” for Using Gowns at Work
- Next Steps

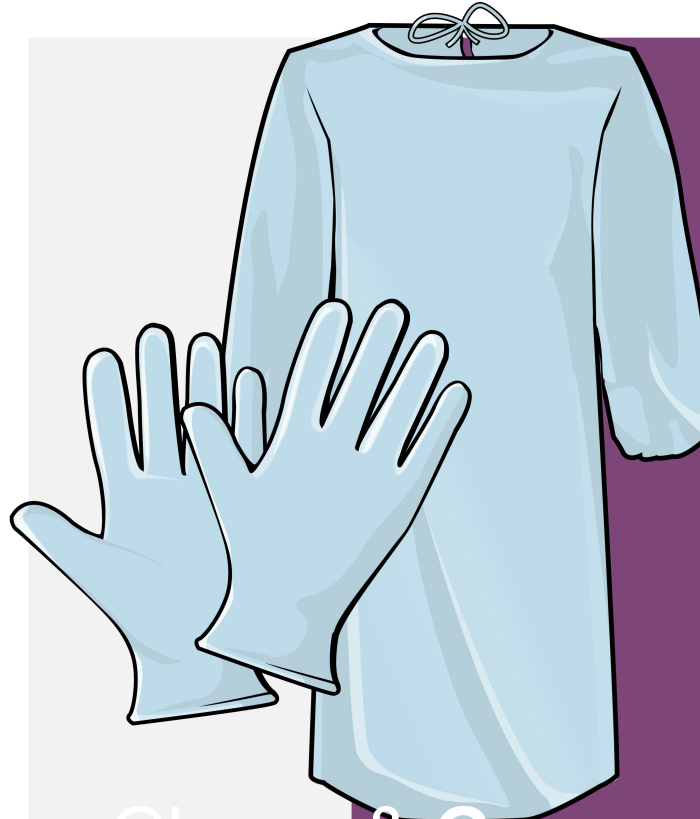
Learning Objectives

- Describe two (2) reasons why wearing gowns is important for infection control.
- Discuss three (3) reasons why wearing more than one gown at once is not recommended for routine care.

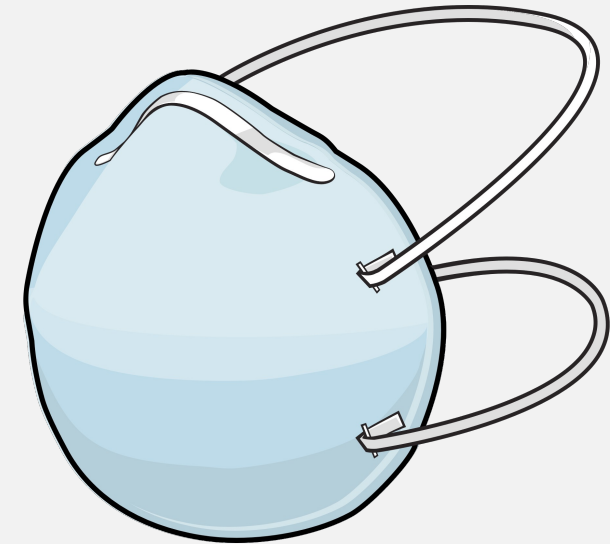
Recommended PPE for COVID-19



Eye Protection



Gloves & Gown



Respirator

Gowns protect you and keep germs from spreading

- Gowns protect you from germs.
 - Gowns protect others by keeping germs out of the environment.
- How?
 - Gowns make it easier to remove things, such as germs and body fluids, that might get on you while you work, so you don't have to change clothes every time your clothes get dirty.
 - When you remove and dispose of your gown properly, you keep germs from spreading in the environment.

Gowns MUST be worn properly to be effective

- Remove your gown:
 - When it gets dirty.
 - Before moving to the next patient or task.
- Make sure that your gown fits properly and that it doesn't touch other surfaces while you're wearing it.
- Gowns designed for use as PPE are intended to be worn as a single gown.

What **questions**
do you still have
about gowns?



Key takeaways

- Wearing gowns is an important strategy for infection control.
- They protect you and keep you from accidentally spreading germs into your environment.
- Gowns must be worn properly to be effective.
- Wearing more than one gown at once is not recommended for routine care and can be an infection control risk.

Feedback Form

