

COVID Data Tracker

Maps, charts, and data provided by CDC, updates Mondays and Fridays by 8 p.m. ET

COVID-19 Home >

COVID-19 Update for the United States

Early Indicators

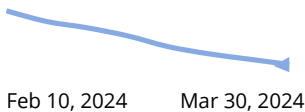
Test Positivity >

% Test Positivity

3.5%
 (March 24 to March 30, 2024)

Trend in % Test Positivity

-0.6% in most recent week



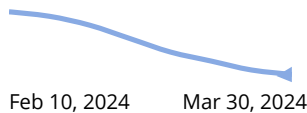
Emergency Department Visits >

% Diagnosed as COVID-19

0.5%
 (March 24 to March 30, 2024)

Trend in % Emergency Department Visits

-14.5% in most recent week



These early indicators represent a portion of national COVID-19 tests and emergency department visits. [Wastewater](#) information also provides early indicators of spread.

Severity Indicators

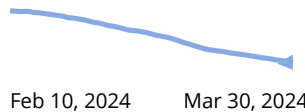
Hospitalizations >

Hospital Admissions

8,015
 (March 24 to March 30, 2024)

Trend in Hospital Admissions

-15.3% in most recent week



Total Hospitalizations

6,909,932

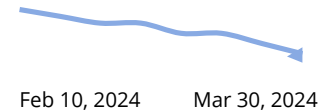
Deaths >

% of All Deaths in U.S. Due to COVID-19

1.2%
 (March 24 to March 30, 2024)

Trend in % COVID-19 Deaths

-20% in most recent week



Total Deaths

1,187,509



View Trends >
in Hospitalizations,
Deaths, Emergency
Department Visits,
and Test Positivity



View Maps >
of Hospitalizations,
Deaths, Emergency
Department Visits,
and Test Positivity

COVID-19 Data Basics

Stay up to date on the most recent and detailed data for hospitalizations, deaths, emergency department visits, and vaccinations.

[Hospitalizations](#)

[Deaths](#)

[Emergency Department Visits](#)

[Vaccination Distribution & Coverage](#)

[Vaccine Effectiveness](#)

Variants, Wastewater, and More

Explore COVID-19 data focused on variants, wastewater surveillance, and post-COVID conditions.

[Variants & Genomic Surveillance](#)

[Traveler-Based Genomic Surveillance](#)

[Wastewater Surveillance](#)

[Post-COVID Conditions](#)

Additional COVID-19 Data Topics

[Health Equity](#)

[Pediatric](#)

[Pregnancy](#)

[Seroprevalence](#)



Other COVID-19 Data

Links to supplemental CDC and Federal COVID data



Communications Resources

Social media toolkits and graphics available to the public



COVID-19 Home

All COVID-19 topics including prevention, travel, work, and school

Recent Updates to COVID Data Tracker

Updated on February 23, 2024

- The [Demographics over Time](#) page was updated to show trends of COVID-19 deaths categorized by both race and ethnicity and age group.

Cite COVID Data Tracker

Centers for Disease Control and Prevention. COVID Data Tracker. Atlanta, GA: U.S. Department of Health and Human Services, CDC; 2024, April 09. <https://covid.cdc.gov/covid-data-tracker>

COVID-19 Home >

All COVID-19 topics including prevention, travel, work, and school

HAVE QUESTIONS?

- Visit CDC-INFO
- Call 800-232-4636
- Email CDC-INFO
- Open 24/7

CDC INFORMATION

- About CDC
- Jobs
- Funding
- Policies
- File Viewers & Players

- Privacy
- FOIA
- No Fear Act
- OIG
- Nondiscrimination
- Accessibility

CONNECT WITH CDC



