



Dengue

Current Year Data (2024)



ArboNET is a national arboviral surveillance system managed by CDC and state health departments. ArboNET collects data on arboviral infections among people, veterinary animals, mosquitoes, dead birds, and sentinel animals.

Limitations of ArboNET Data ^

Surveillance data have several limitations that should be considered when using and interpreting the data.

- 1. Under-reporting is a limitation common to all surveillance systems that rely on healthcare providers to consider the disease as a possible diagnosis in a patient, obtain the appropriate laboratory test, and report confirmed to public health authorities.
- 2. Cases of mild illness are more likely to be underreported compared to more severe disease cases. The degree of underreporting varies by disease awareness and healthcare-seeking behavior in any area. Surveillance data for non-neuroinvasive disease should not be used to make comparisons of disease activity between different locations or over time.
- 3. Surveillance data are reported by county of residence, not the location (county or state) of exposure.
- 4. There is a lag in case reporting to CDC and states and territories may publish surveillance data on different schedules than CDC.

**i** These data are provisional and subject to change. Data are current as of March 26 2024. Due to delays in reporting, state, territorial, and local health departments may have more up-to-date information than what is presented here. This page displays data regarding human cases only.

**Jurisdictions** include 50 states, District of Columbia, five United States territories and three freely associated states.

**Travel associated:** Travel to a dengue-endemic region or presence at a location with an ongoing dengue outbreak during the two weeks before symptom onset.

**Locally acquired:** No history of travel to a dengue-endemic region in the two weeks before illness onset.

Current Data for 2024

Travel status

All

Cases

642

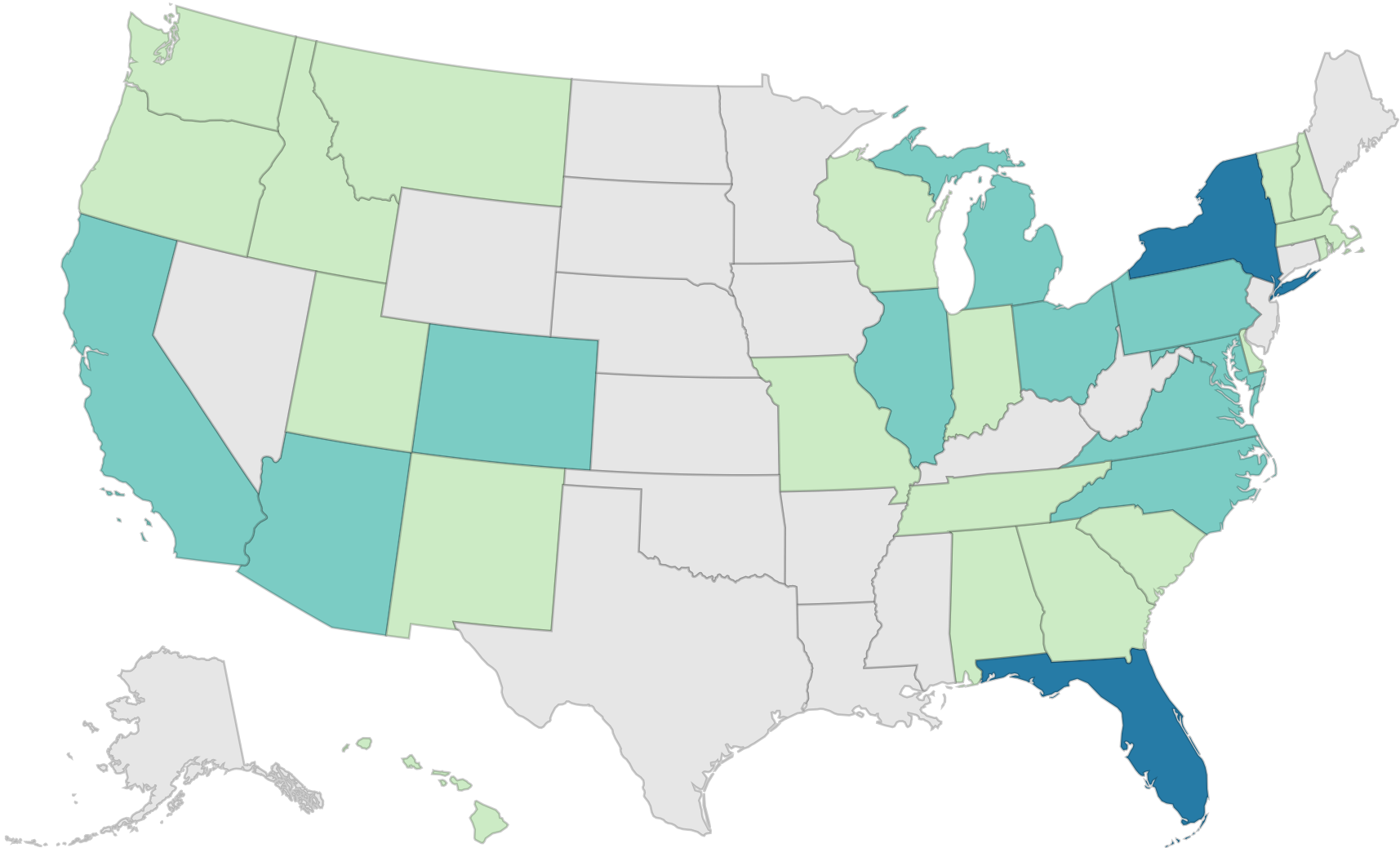
Dengue cases in 2023 for travel status selected above

Jurisdictions

35

Jurisdicitons reporting cases in 2023 for travel status selected above

All dengue cases by jurisdiction of residence in US states and territories, 2024



Territories and freely associated states

AS

GU

PR

VI

MP

FM

PW

MH

Legend

No reported cases 1 to 4 5 to 49 50 to 249 250+

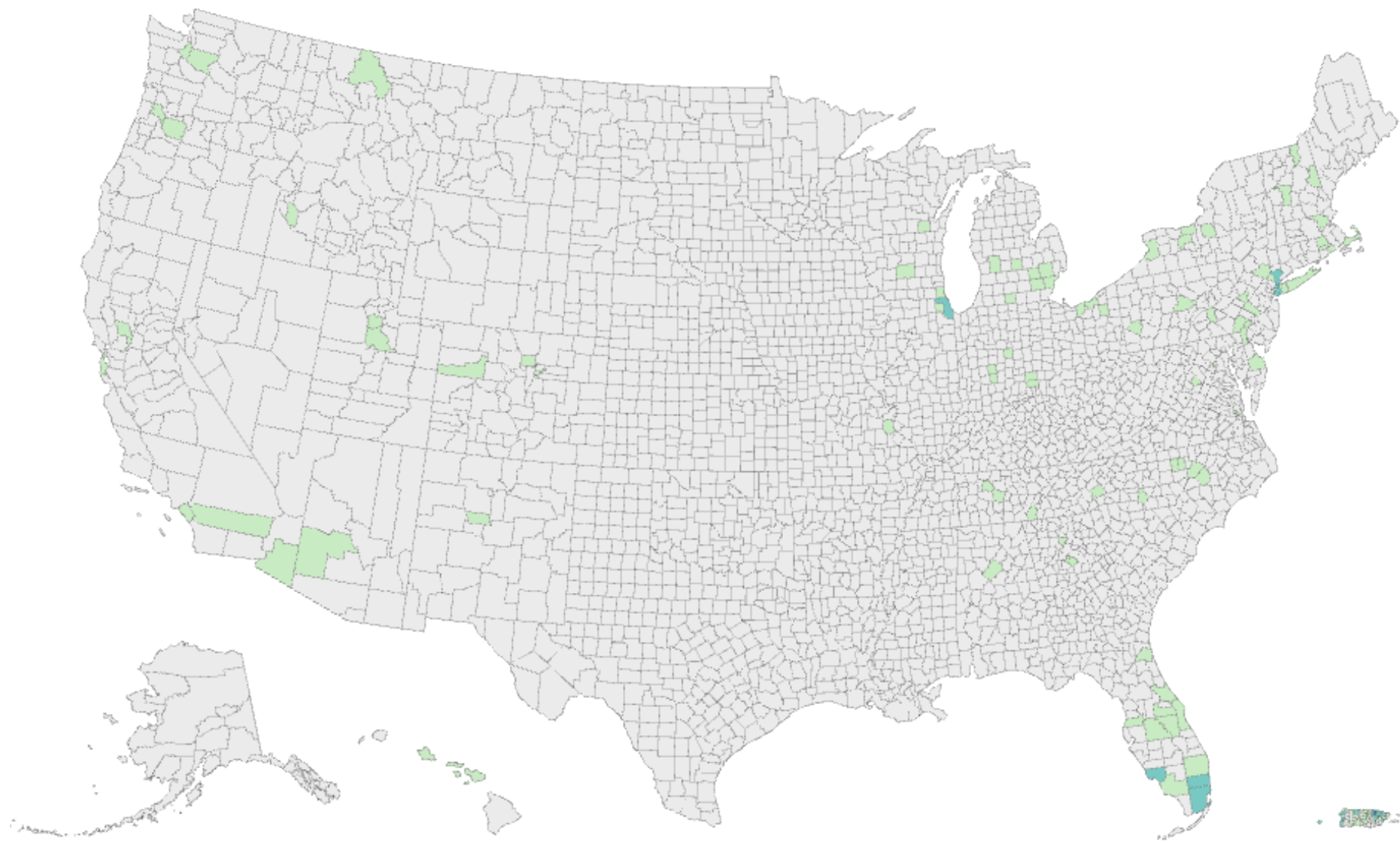
[Download Data \(CSV\)](#)

Data Table - Dengue cases by jurisdiction based on travel status selected above, 2024

| Jurisdiction         | Legend    | Reported cases | Notes |
|----------------------|-----------|----------------|-------|
| Alabama              | 1 to 4    | 1              |       |
| Arizona              | 5 to 49   | 5              |       |
| California           | 5 to 49   | 9              |       |
| Colorado             | 5 to 49   | 5              |       |
| Delaware             | 1 to 4    | 3              |       |
| District Of Columbia | 1 to 4    | 3              |       |
| Florida              | 50 to 249 | 65             |       |
| Georgia              | 1 to 4    | 3              |       |

| Jurisdiction ▲   | Legend    | Reported cases | Notes |
|------------------|-----------|----------------|-------|
| ● Hawaii         | 1 to 4    | 2              |       |
| ● Idaho          | 1 to 4    | 1              |       |
| ● Illinois       | 5 to 49   | 15             |       |
| ● Indiana        | 1 to 4    | 3              |       |
| ● Maryland       | 5 to 49   | 8              |       |
| ● Massachusetts  | 1 to 4    | 2              |       |
| ● Michigan       | 5 to 49   | 10             |       |
| ● Missouri       | 1 to 4    | 1              |       |
| ● Montana        | 1 to 4    | 1              |       |
| ● New Hampshire  | 1 to 4    | 1              |       |
| ● New Mexico     | 1 to 4    | 1              |       |
| ● New York       | 50 to 249 | 54             |       |
| ● North Carolina | 5 to 49   | 10             |       |
| ● Ohio           | 5 to 49   | 7              |       |
| ● Oregon         | 1 to 4    | 2              |       |
| ● Pennsylvania   | 5 to 49   | 11             |       |
| ● Puerto Rico    | 250+      | 397            |       |
| ● Rhode Island   | 1 to 4    | 3              |       |
| ● South Carolina | 1 to 4    | 2              |       |
| ● Tennessee      | 1 to 4    | 3              |       |
| ● Utah           | 1 to 4    | 2              |       |
| ● Vermont        | 1 to 4    | 2              |       |
| ● Virginia       | 5 to 49   | 6              |       |
| ● Washington     | 1 to 4    | 2              |       |
| ● Wisconsin      | 1 to 4    | 2              |       |

All dengue cases by county of residence in US states and territories, 2024



## Legend

● No reported cases
 ● 1 to 4
 ● 5 to 49
 ● 50 to 249
 ● 250+

**Notice - please download the .csv file linked to see the full list of territories and associated states that have reported cases.**

[Download Data \(CSV\)](#)

Data Table - Dengue cases by county based on travel status selected above, 2024

| Location ▲  | Legend  | Reported cases | Notes                                 |
|---|---------|----------------|---------------------------------------|
| <span style="color: lightgreen;">●</span> AL, Jefferson     | 1 to 4  | 1 to 4         | AL, Jefferson County                  |
| <span style="color: lightgreen;">●</span> AZ, Maricopa      | 1 to 4  | 1 to 4         | AZ, Maricopa County                   |
| <span style="color: lightgreen;">●</span> AZ, Yuma          | 1 to 4  | 1 to 4         | AZ, Yuma County                       |
| <span style="color: lightgreen;">●</span> CA, Orange        | 1 to 4  | 1 to 4         | CA, Orange County                     |
| <span style="color: lightgreen;">●</span> CA, Riverside     | 1 to 4  | 1 to 4         | CA, Riverside County                  |
| <span style="color: lightgreen;">●</span> CA, San Francisco | 1 to 4  | 1 to 4         | CA, San Francisco, City and County of |
| <span style="color: lightgreen;">●</span> CA, San Mateo     | 1 to 4  | 1 to 4         | CA, San Mateo County                  |
| <span style="color: lightgreen;">●</span> CA, Yolo          | 1 to 4  | 1 to 4         | CA, Yolo County                       |
| <span style="color: lightgreen;">●</span> CO, Boulder       | 1 to 4  | 1 to 4         | CO, Boulder County                    |
| <span style="color: lightgreen;">●</span> CO, Denver        | 1 to 4  | 1 to 4         | CO, Denver, City and County of        |
| <span style="color: lightgreen;">●</span> CO, Garfield      | 1 to 4  | 1 to 4         | CO, Garfield County                   |
| <span style="color: lightgreen;">●</span> DE, New Castle    | 1 to 4  | 1 to 4         | DE, New Castle County                 |
| <span style="color: lightgreen;">●</span> DE, Sussex        | 1 to 4  | 1 to 4         | DE, Sussex County                     |
| <span style="color: lightgreen;">●</span> DC, Washington    | 1 to 4  | 1 to 4         | DC, District of Columbia              |
| <span style="color: lightgreen;">●</span> FL, Brevard       | 1 to 4  | 1 to 4         | FL, Brevard County                    |
| <span style="color: teal;">●</span> FL, Broward             | 5 to 49 | 7              | FL, Broward County                    |
| <span style="color: lightgreen;">●</span> FL, Collier       | 1 to 4  | 1 to 4         | FL, Collier County                    |
| <span style="color: lightgreen;">●</span> FL, Duval         | 1 to 4  | 1 to 4         | FL, Duval County                      |
| <span style="color: blue;">●</span> FL, Lee                 | 5 to 49 | 5              | FL, Lee County                        |

| Location ▲     | Legend  | Reported cases | Notes                            |
|----------------|---------|----------------|----------------------------------|
| FL, Miami-Dade | 5 to 49 | 39             | FL, Miami-Dade County            |
| FL, Orange     | 1 to 4  | 1 to 4         | FL, Orange County                |
| FL, Osceola    | 1 to 4  | 1 to 4         | FL, Osceola County               |
| FL, Palm Beach | 1 to 4  | 1 to 4         | FL, Palm Beach County            |
| FL, Pasco      | 1 to 4  | 1 to 4         | FL, Pasco County                 |
| FL, Polk       | 1 to 4  | 1 to 4         | FL, Polk County                  |
| FL, Volusia    | 1 to 4  | 1 to 4         | FL, Volusia County               |
| GA, Forsyth    | 1 to 4  | 1 to 4         | GA, Forsyth County               |
| GA, Newton     | 1 to 4  | 1 to 4         | GA, Newton County                |
| GA, Rockdale   | 1 to 4  | 1 to 4         | GA, Rockdale County              |
| HI, Honolulu   | 1 to 4  | 1 to 4         | HI, Honolulu, City and County of |
| HI, Maui       | 1 to 4  | 1 to 4         | HI, Maui County                  |
| ID, Ada        | 1 to 4  | 1 to 4         | ID, Ada County                   |
| IL, Cook       | 5 to 49 | 10             | IL, Cook County                  |
| IL, Du Page    | 1 to 4  | 1 to 4         | IL, DuPage County                |
| IL, Lake       | 1 to 4  | 1 to 4         | IL, Lake County                  |
| IN, Delaware   | 1 to 4  | 1 to 4         | IN, Delaware County              |
| IN, Johnson    | 1 to 4  | 1 to 4         | IN, Johnson County               |
| IN, Marion     | 1 to 4  | 1 to 4         | IN, Marion County                |
| MA, Barnstable | 1 to 4  | 1 to 4         | MA, Barnstable County            |
| MA, Middlesex  | 1 to 4  | 1 to 4         | MA, Middlesex County             |
| MI, Branch     | 1 to 4  | 1 to 4         | MI, Branch County                |
| MI, Clinton    | 1 to 4  | 1 to 4         | MI, Clinton County               |
| MI, Kent       | 1 to 4  | 1 to 4         | MI, Kent County                  |
| MI, Livingston | 1 to 4  | 1 to 4         | MI, Livingston County            |
| MI, Oakland    | 1 to 4  | 1 to 4         | MI, Oakland County               |
| MI, Washtenaw  | 1 to 4  | 1 to 4         | MI, Washtenaw County             |
| MI, Wayne      | 1 to 4  | 1 to 4         | MI, Wayne County                 |
| MO, Jefferson  | 1 to 4  | 1 to 4         | MO, Jefferson County             |
| MT, Flathead   | 1 to 4  | 1 to 4         | MT, Flathead County              |
| NH, Carroll    | 1 to 4  | 1 to 4         | NH, Carroll County               |
| NM, Bernalillo | 1 to 4  | 1 to 4         | NM, Bernalillo County            |
| NY, Bronx      | 5 to 49 | 8              | NY, Bronx County                 |
| NY, Erie       | 1 to 4  | 1 to 4         | NY, Erie County                  |
| NY, Kings      | 5 to 49 | 10             | NY, Kings County                 |
| NY, Nassau     | 1 to 4  | 1 to 4         | NY, Nassau County                |
| NY, New York   | 5 to 49 | 13             | NY, New York County              |
| NY, Onondaga   | 1 to 4  | 1 to 4         | NY, Onondaga County              |
| NY, Ontario    | 1 to 4  | 1 to 4         | NY, Ontario County               |
| NY, Orange     | 1 to 4  | 1 to 4         | NY, Orange County                |
| NY, Queens     | 5 to 49 | 5              | NY, Queens County                |
| NY, Rockland   | 1 to 4  | 1 to 4         | NY, Rockland County              |
| NY, Suffolk    | 1 to 4  | 1 to 4         | NY, Suffolk County               |
| NY, Wayne      | 1 to 4  | 1 to 4         | NY, Wayne County                 |

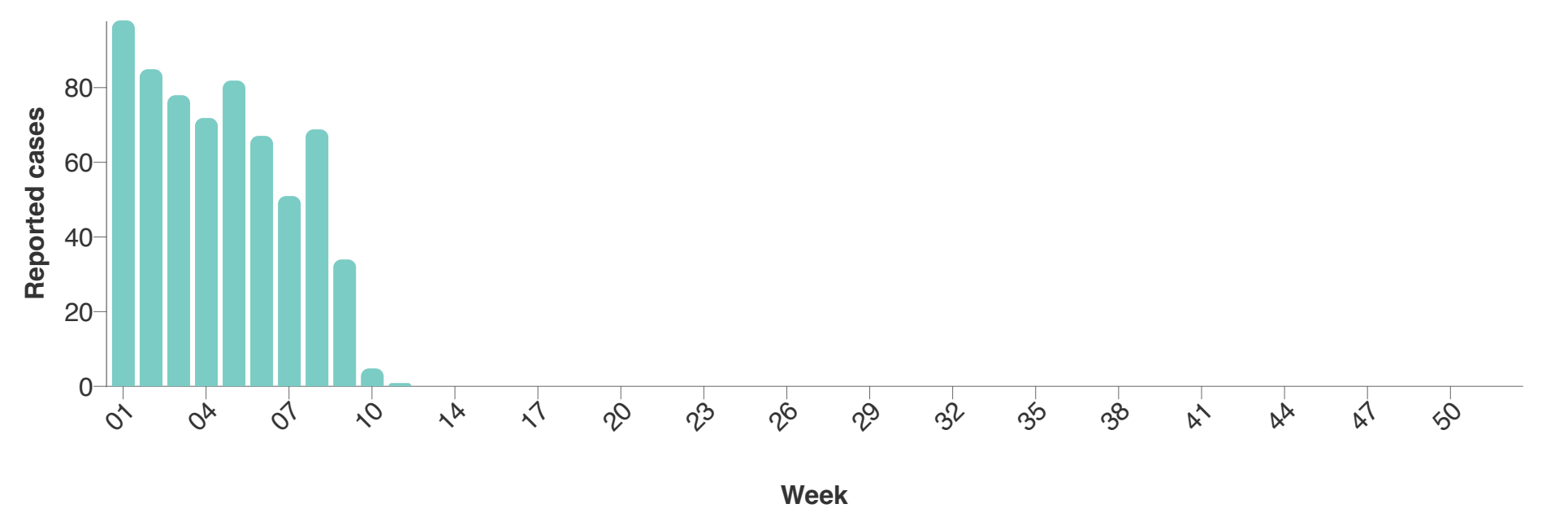
| Location ▲   | Legend  | Reported cases | Notes                        |
|--|---------|----------------|------------------------------|
|  NY, Westchester            | 5 to 49 | 8              | NY, Westchester County       |
|  NC, Alamance               | 1 to 4  | 1 to 4         | NC, Alamance County          |
|  NC, Buncombe               | 1 to 4  | 1 to 4         | NC, Buncombe County          |
|  NC, Johnston               | 1 to 4  | 1 to 4         | NC, Johnston County          |
|  NC, Mecklenburg            | 1 to 4  | 1 to 4         | NC, Mecklenburg County       |
|  NC, Orange                 | 1 to 4  | 1 to 4         | NC, Orange County            |
|  NC, Wake                   | 1 to 4  | 1 to 4         | NC, Wake County              |
|  OH, Butler                 | 1 to 4  | 1 to 4         | OH, Butler County            |
|  OH, Cuyahoga               | 1 to 4  | 1 to 4         | OH, Cuyahoga County          |
|  OH, Hamilton               | 1 to 4  | 1 to 4         | OH, Hamilton County          |
|  OH, Lorain                 | 1 to 4  | 1 to 4         | OH, Lorain County            |
|  OH, Portage                | 1 to 4  | 1 to 4         | OH, Portage County           |
|  OR, Clackamas              | 1 to 4  | 1 to 4         | OR, Clackamas County         |
|  OR, Washington             | 1 to 4  | 1 to 4         | OR, Washington County        |
|  PA, Allegheny             | 1 to 4  | 1 to 4         | PA, Allegheny County         |
|  PA, Bucks                | 1 to 4  | 1 to 4         | PA, Bucks County             |
|  PA, Centre               | 1 to 4  | 1 to 4         | PA, Centre County            |
|  PA, Chester              | 1 to 4  | 1 to 4         | PA, Chester County           |
|  PA, Dauphin              | 1 to 4  | 1 to 4         | PA, Dauphin County           |
|  PA, Delaware             | 1 to 4  | 1 to 4         | PA, Delaware County          |
|  PA, Northampton          | 1 to 4  | 1 to 4         | PA, Northampton County       |
|  RI, Kent                 | 1 to 4  | 1 to 4         | RI, Kent County              |
|  RI, Newport              | 1 to 4  | 1 to 4         | RI, Newport County           |
|  RI, Providence           | 1 to 4  | 1 to 4         | RI, Providence County        |
|  TN, Davidson             | 1 to 4  | 1 to 4         | TN, Davidson County          |
|  TN, Hamilton             | 1 to 4  | 1 to 4         | TN, Hamilton County          |
|  TN, Rutherford           | 1 to 4  | 1 to 4         | TN, Rutherford County        |
|  UT, Salt Lake            | 1 to 4  | 1 to 4         | UT, Salt Lake County         |
|  UT, Utah                 | 1 to 4  | 1 to 4         | UT, Utah County              |
|  VT, Essex                | 1 to 4  | 1 to 4         | VT, Essex County             |
|  VT, Windsor              | 1 to 4  | 1 to 4         | VT, Windsor County           |
|  VA, Arlington            | 1 to 4  | 1 to 4         | VA, Arlington County         |
|  VA, Culpeper             | 1 to 4  | 1 to 4         | VA, Culpeper County          |
|  VA, York                 | 1 to 4  | 1 to 4         | VA, York County              |
|  VA, Charlottesville City | 1 to 4  | 1 to 4         | VA, Charlottesville, City of |
|  WA, King                 | 1 to 4  | 1 to 4         | WA, King County              |
|  WA, Kitsap               | 1 to 4  | 1 to 4         | WA, Kitsap County            |
|  WI, Dane                 | 1 to 4  | 1 to 4         | WI, Dane County              |
|  WI, Outagamie            | 1 to 4  | 1 to 4         | WI, Outagamie County         |
|  PR, Aguada               | 5 to 49 | 19             | PR, Aguada Municipality      |
|  PR, Aguadilla            | 1 to 4  | 1 to 4         | PR, Aguadilla Municipality   |
|  PR, Anasco               | 1 to 4  | 1 to 4         | PR, Anasco Municipality      |
|  PR, Arecibo              | 5 to 49 | 9              | PR, Arecibo Municipality     |
|  PR, Bayamon              | 5 to 49 | 25             | PR, Bayamon Municipality     |



| Location ▲               | Legend    | Reported cases | Notes                          |
|--------------------------|-----------|----------------|--------------------------------|
| PR, Cabo Rojo            | 5 to 49   | 5              | PR, Cabo Rojo Municipality     |
| PR, Caguas               | 5 to 49   | 7              | PR, Caguas Municipality        |
| PR, Canovanas            | 5 to 49   | 23             | PR, Canovanas Municipality     |
| PR, Carolina             | 5 to 49   | 42             | PR, Carolina Municipality      |
| PR, Cayey                | 1 to 4    | 1 to 4         | PR, Cayey Municipality         |
| PR, Ceiba                | 1 to 4    | 1 to 4         | PR, Ceiba Municipality         |
| PR, Coamo                | 1 to 4    | 1 to 4         | PR, Coamo Municipality         |
| PR, Comerio              | 1 to 4    | 1 to 4         | PR, Comerio Municipality       |
| PR, Corozal              | 5 to 49   | 9              | PR, Corozal Municipality       |
| PR, Dorado               | 1 to 4    | 1 to 4         | PR, Dorado Municipality        |
| PR, Fajardo              | 1 to 4    | 1 to 4         | PR, Fajardo Municipality       |
| PR, Guanica              | 1 to 4    | 1 to 4         | PR, Guanica Municipality       |
| PR, Guaynabo             | 5 to 49   | 8              | PR, Guaynabo Municipality      |
| PR, Gurabo               | 5 to 49   | 6              | PR, Gurabo Municipality        |
| PR, Hatillo              | 1 to 4    | 1 to 4         | PR, Hatillo Municipality       |
| PR, Hormigueros          | 1 to 4    | 1 to 4         | PR, Hormigueros Municipality   |
| PR, Humacao Municipality | 5 to 49   | 6              | PR, Humacao Municipality       |
| PR, Isabela              | 1 to 4    | 1 to 4         | PR, Isabela Municipality       |
| PR, Juana Diaz           | 1 to 4    | 1 to 4         | PR, Juana Diaz Municipality    |
| PR, Juncos               | 1 to 4    | 1 to 4         | PR, Juncos Municipality        |
| PR, Las Piedras          | 1 to 4    | 1 to 4         | PR, Las Piedras Municipality   |
| PR, Loiza                | 1 to 4    | 1 to 4         | PR, Loiza Municipality         |
| PR, Luquillo             | 1 to 4    | 1 to 4         | PR, Luquillo Municipality      |
| PR, Manati               | 1 to 4    | 1 to 4         | PR, Manati Municipality        |
| PR, Mayaguez             | 5 to 49   | 5              | PR, Mayaguez Municipality      |
| PR, Moca                 | 5 to 49   | 8              | PR, Moca Municipality          |
| PR, Morovis              | 1 to 4    | 1 to 4         | PR, Morovis Municipality       |
| PR, Nabuabo              | 1 to 4    | 1 to 4         | PR, Naguabo Municipality       |
| PR, Naranjito            | 1 to 4    | 1 to 4         | PR, Naranjito Municipality     |
| PR, Orocovis             | 1 to 4    | 1 to 4         | PR, Orocovis Municipality      |
| PR, Penuelas             | 1 to 4    | 1 to 4         | PR, Penuelas Municipality      |
| PR, Ponce                | 1 to 4    | 1 to 4         | PR, Ponce Municipality         |
| PR, Quebradillas         | 1 to 4    | 1 to 4         | PR, Quebradillas Municipality  |
| PR, Rincon               | 5 to 49   | 18             | PR, Rincon Municipality        |
| PR, Rio Grande           | 5 to 49   | 12             | PR, Rio Grande Municipality    |
| PR, Sabana Grande        | 1 to 4    | 1 to 4         | PR, Sabana Grande Municipality |
| PR, San Juan             | 50 to 249 | 111            | PR, San Juan Municipality      |
| PR, San Lorenzo          | 1 to 4    | 1 to 4         | PR, San Lorenzo Municipality   |
| PR, Toa Alta             | 1 to 4    | 1 to 4         | PR, Toa Alta Municipality      |
| PR, Toa Baja             | 1 to 4    | 1 to 4         | PR, Toa Baja Municipality      |
| PR, Trujillo Alto        | 5 to 49   | 19             | PR, Trujillo Alto Municipality |
| PR, Utuado               | 1 to 4    | 1 to 4         | PR, Utuado Municipality        |
| PR, Vega Alta            | 1 to 4    | 1 to 4         | PR, Vega Alta Municipality     |
| PR, Vega Baja            | 1 to 4    | 1 to 4         | PR, Vega Baja Municipality     |

| Location     | Legend | Reported cases | Notes                     |
|--------------|--------|----------------|---------------------------|
| PR, Villalba | 1 to 4 | 1 to 4         | PR, Villalba Municipality |
| PR, Yauco    | 1 to 4 | 1 to 4         | PR, Yauco Municipality    |

All dengue cases by week in US states and territories, 2024



All data are provisional and subject to change, and case numbers for recent weeks may be incomplete due to delays in reporting and data processing.

[Download Data \(CSV\)](#)

| Data Table - Dengue cases by week based on travel status selected above, 2024 |                |
|---|----------------|
| Week of illness onset   | Reported cases |
| 01  | 98             |
| 02  | 85             |
| 03  | 78             |
| 04  | 72             |
| 05  | 82             |
| 06  | 67             |
| 07  | 51             |
| 08  | 69             |
| 09  | 34             |
| 10  | 5              |
| 12  | 1              |
| 13  | 0              |
| 14  | 0              |
| 15  | 0              |
| 16  | 0              |
| 17  | 0              |
| 18  | 0              |
| 19  | 0              |
| 20  | 0              |
| 21  | 0              |
| 22  | 0              |
| 23  | 0              |
| 24  | 0              |



| Week of illness onset | Reported cases |
|-----------------------|----------------|
| 25                    | 0              |
| 26                    | 0              |
| 27                    | 0              |
| 28                    | 0              |
| 29                    | 0              |
| 30                    | 0              |
| 31                    | 0              |
| 32                    | 0              |
| 33                    | 0              |
| 34                    | 0              |
| 35                    | 0              |
| 36                    | 0              |
| 37                    | 0              |
| 38                    | 0              |
| 39                    | 0              |
| 40                    | 0              |
| 41                    | 0              |
| 42                    | 0              |
| 43                    | 0              |
| 44                    | 0              |
| 45                    | 0              |
| 46                    | 0              |
| 47                    | 0              |
| 48                    | 0              |
| 49                    | 0              |
| 50                    | 0              |
| 51                    | 0              |
| 52                    | 0              |