

COVID Data Tracker

Maps, charts, and data provided by CDC, updates Mondays and Fridays by 8 p.m. ET

[COVID-19](#)
[Home >](#)

COVID-19 Update for the United States

Early Indicators

Test Positivity >

% Test Positivity

4.6%

(March 10 to March 16, 2024)

Trend in % Test Positivity

-0.8% in most recent week



Jan 27, 2024

M

Emergency Department Visits >


% Diagnosed as COVID-19

0.7%

(March 10 to March 16, 2024)

Trend in % Emergency Department Visits

-25.6% in most recent week



Jan 27, 2024

Mar 16

Severity Indicators

Hospitalizations >

Hospital Admissions

10,719

(March 10 to March 16, 2024)

Trend in Hospital Admissions

-20.9% in most recent week



Jan 27, 2024

M

Deaths >


% of All Deaths in U.S. Due to COVID-19

1.8%

(March 10 to March 16, 2024)

Trend in % COVID-19 Deaths

No change in most recent week



Jan 27, 2024

Mar 16

These early indicators represent a portion of national COVID-19 tests and emergency department visits. [Wastewater](#) information also provides early indicators of spread.

Total Hospitalizations

6,891,605

Total Deaths

1,185,413

CDC | Test Positivity data through: March 16, 2024; Emergency Department Visit data through: March 16, 2024; Hospitalization data through: March 16, 2024; Death data through: March 16, 2024.
Posted: March 22, 2024 12:01 PM ET



View Trends >

in Hospitalizations, Deaths, Emergency Department Visits, and Test Positivity



View Maps >

of Hospitalizations, Deaths, Emergency Department Visits, and Test Positivity

COVID-19 Data Basics

Stay up to date on the most recent and detailed data for hospitalizations, deaths, emergency department visits, and vaccinations.

[Hospitalizations](#)[Deaths](#)[Emergency Department Visits](#)[Vaccination Distribution & Coverage](#)[Vaccine Effectiveness](#)

Variants, Wastewater, and More

Explore COVID-19 data focused on variants, wastewater surveillance, and post-COVID conditions.

[Variants & Genomic Surveillance](#)[Traveler-Based Genomic Surveillance](#)[Wastewater Surveillance](#)[Post-COVID Conditions](#)

Additional COVID-19 Data Topics

[Health Equity](#)[Pediatric](#)[Pregnancy](#)[Seroprevalence](#)



Other COVID-19 Data

Links to supplemental CDC and Federal COVID data



Communications Resources

Social media toolkits and graphics available to the public



COVID-19 Home

All COVID-19 topics including prevention, travel, work, and school

Recent Updates to COVID Data Tracker

Updated on February 23, 2024

- The [Demographics over Time](#) page was updated to show trends of COVID-19 deaths categorized by both race and ethnicity and age group.

Cite COVID Data Tracker

Centers for Disease Control and Prevention. COVID Data Tracker. Atlanta, GA: U.S. Department of Health and Human Services, CDC; 2024, March 25. <https://covid.cdc.gov/covid-data-tracker>

COVID-19 Home >


All COVID-19 topics including prevention, travel, work, and school

HAVE QUESTIONS?

 Visit CDC-INFO

 Call 800-232-4636

 Email CDC-INFO

 Open 24/7

CDC INFORMATION

About CDC

Jobs

Funding

Policies

File Viewers & Players

Privacy

FOIA

No Fear Act

OIG

Nondiscrimination

Accessibility

CONNECT WITH CDC

