


Influenza (Flu)



Influenza (Flu)



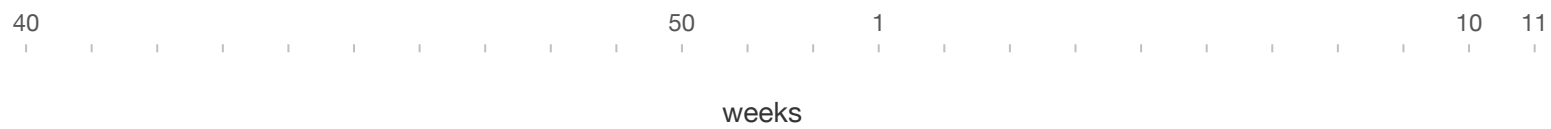
Weekly US Map: Influenza Summary Update

Updated March 22, 2024

A Weekly Influenza Surveillance Report Prepared by the Influenza Division Outpatient Respiratory Illness Activity Map Determined by Data Reported to ILINet

This system monitors visits for respiratory illness that includes fever plus a cough or sore throat, also referred to as ILI, not laboratory confirmed influenza and may capture patient visits due to other respiratory pathogens that cause similar symptoms.

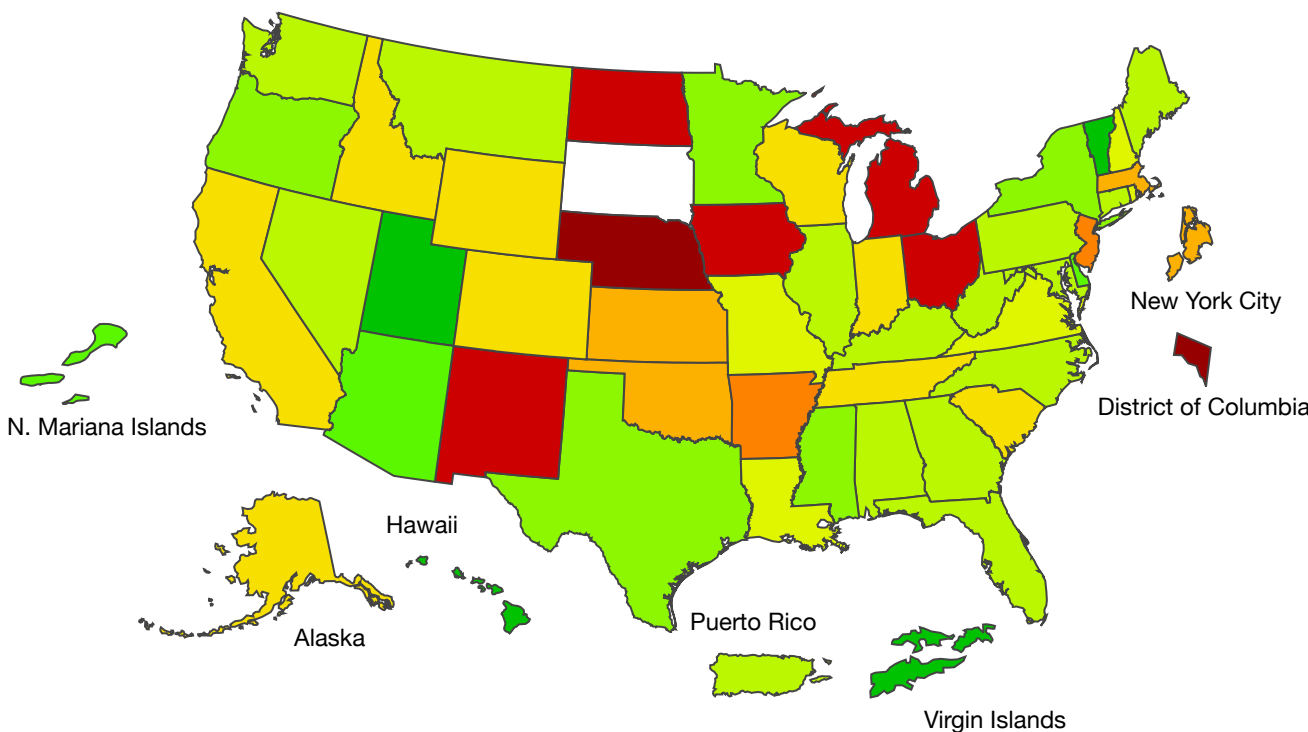
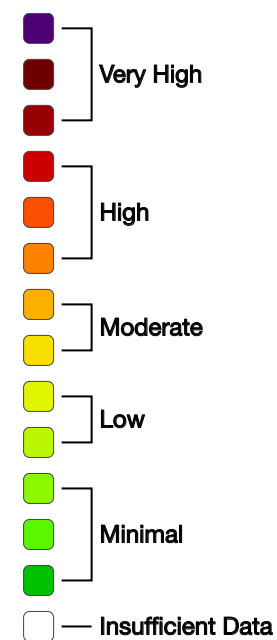
prev Play Pause next



State CBSA

2023-24 Influenza Season Week 11 ending Mar 16, 2024

ILI Activity Level



Season: 2023-24

Download Image

Download Data

(<https://www.cdc.gov/flu/weekly/flureport.xml>)View Full Screen (<http://gis.cdc.gov/grasp/fluview/main.html>)