

COVID Data Tracker

Maps, charts, and data provided by CDC, updates Mondays and Fridays by 8 p.m. ET

COVID-19 Home >

COVID-19 Update for the United States

Early Indicators

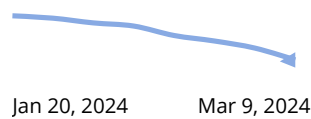
Test Positivity >

% Test Positivity

5.2%
 (March 3 to March 9, 2024)

Trend in % Test Positivity

-1.5% in most recent week



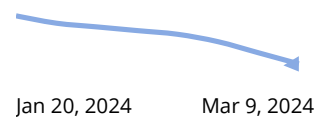
Emergency Department Visits >

% Diagnosed as COVID-19

1.0%
 (March 3 to March 9, 2024)

Trend in % Emergency Department Visits

-24.8% in most recent week



These early indicators represent a portion of national COVID-19 tests and emergency department visits. [Wastewater](#) information also provides early indicators of spread.

Severity Indicators

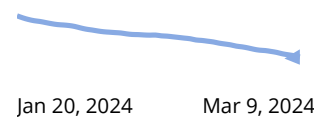
Hospitalizations >

Hospital Admissions

13,391
 (March 3 to March 9, 2024)

Trend in Hospital Admissions

-13.5% in most recent week



Total Hospitalizations

6,880,585

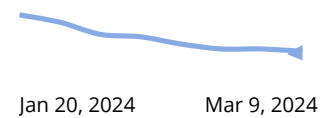
Deaths >

% of All Deaths in U.S. Due to COVID-19

2.0%
 (March 3 to March 9, 2024)

Trend in % COVID-19 Deaths

-4.8% in most recent week



Total Deaths

1,184,376



Find the COVID-19 hospital admission level in your county >



View Trends >
in Hospitalizations, Deaths, Emergency Department Visits, and Test Positivity



View Maps >
of Hospitalizations, Deaths, Emergency Department Visits, and Test Positivity

COVID-19 Data Basics

Stay up to date on the most recent and detailed data for hospitalizations, deaths, emergency department visits, and vaccinations.

[Hospitalizations](#)

[Deaths](#)

[Emergency Department Visits](#)

[Vaccination Distribution & Coverage](#)

[Vaccine Effectiveness](#)

Variants, Wastewater, and More

Explore COVID-19 data focused on variants, wastewater surveillance, and post-COVID conditions.

[Variants & Genomic Surveillance](#)

[Traveler-Based Genomic Surveillance](#)

[Wastewater Surveillance](#)

[Post-COVID Conditions](#)

Additional COVID-19 Data Topics

Health Equity

Pregnancy

Pediatric

Seroprevalence



Other COVID-19 Data

Links to supplemental CDC and Federal COVID data



Communications Resources

Social media toolkits and graphics available to the public



COVID-19 Home

All COVID-19 topics including prevention, travel, work, and school

Recent Updates to COVID Data Tracker

Updated on February 23, 2024

- The [Demographics over Time](#) page was updated to show trends of COVID-19 deaths categorized by both race and ethnicity and age group.

Cite COVID Data Tracker

Centers for Disease Control and Prevention. COVID Data Tracker. Atlanta, GA: U.S. Department of Health and Human Services, CDC; 2024, March 19. <https://covid.cdc.gov/covid-data-tracker>

[COVID-19 Home >](#)


All COVID-19 topics including prevention, travel, work, and school

HAVE QUESTIONS?

 Visit CDC-INFO

 Call 800-232-4636

 Email CDC-INFO

 Open 24/7

CDC INFORMATION

About CDC

Jobs

Funding

Policies

File Viewers & Players

Privacy

FOIA

No Fear Act

OIG

Nondiscrimination

Accessibility

CONNECT WITH CDC



U.S. Department of Health & Human Services

USA.gov

CDC Website Exit Disclaimer

