



Respiratory Illnesses

Respiratory Virus Data Channel Weekly Snapshot

Provides a summary of the key viral respiratory illness findings for COVID-19, influenza, and RSV from the past week and access to additional information and figures.

Note: data summaries are based on CDC subject matter expert interpretation of publicly available findings across multiple data systems, some of which are not included in the data visualizations on these web pages.

The amount of respiratory illness (fever plus cough or sore throat) causing people to seek healthcare is **elevated** in many areas of the country. This week, 16 jurisdictions experienced high or very high activity compared to 22 jurisdictions the previous week.

Reported on Friday, March 15th, 2024.

Summary

Seasonal influenza activity remains elevated and is increasing in some areas of the country. COVID-19 activity is decreasing in many areas of the country. RSV activity is decreasing in all areas of the country. Hospital bed occupancy for all patients, including within ICUs, remains stable nationally.

Influenza

Seasonal influenza activity remains elevated nationally with increases in some parts of the country. Additional information about current influenza activity can be found at: [Weekly U.S. Influenza Surveillance Report | CDC](#).

COVID-19

Most key indicators, including [wastewater viral activity](#), are showing decreasing levels of activity nationally.

RSV

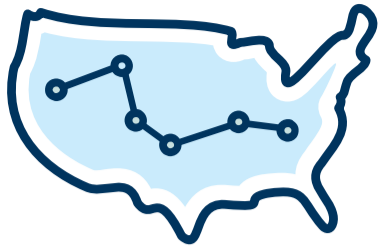
Decreases in RSV activity have been observed in all areas of the country. Six regions in the eastern, southern, and southwestern parts of the country are below the 3% percent positivity epidemic threshold indicating that the RSV season is ending in those areas. Hospitalization rates are decreasing in all age groups.

Vaccination

National vaccination coverage for COVID-19, influenza, and RSV vaccines [remains low for children and adults](#). There is [still time to get vaccinated](#), as many people are missing out on this layer of protection.

Discover data stories

[Activity Levels](#)[Illness Severity](#)[Groups Most Impacted](#)[Hospital Occupancy](#)[Vaccination Trends](#)



Activity Levels

Provides an update on how COVID-19, influenza, and RSV may be spreading nationally and in your state.

[Activity Level >](#)



Illness Severity

Provides an update on how respiratory viruses are contributing to serious health outcomes, like hospitalizations and deaths, both nationally and in your state.

[Illness Severity >](#)



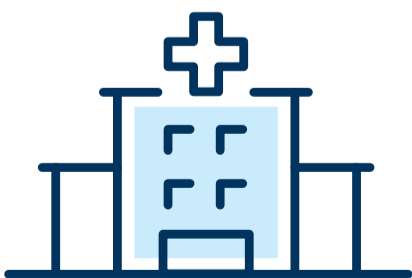
Groups Most Impacted

Provides an update on how COVID-19, influenza, and RSV illness, hospitalizations, and deaths are affecting different groups.

[Emergency Department Visits >](#)

[Hospitalizations >](#)

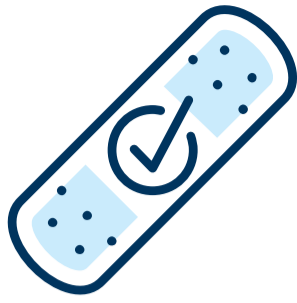
[Deaths >](#)



Hospital Occupancy

Provides an update on current overall hospital occupancy levels and how patients hospitalized with COVID-19 or influenza are contributing to inpatient and intensive care unit bed use.

[Hospital Occupancy >](#)



Vaccination Trends

Provides an update on receipt of vaccination and intent for vaccination for COVID-19 (children and adults), influenza (children and adults), and RSV (adults) based on weekly updated National Immunization Survey (NIS) survey responses.

[Vaccination Trends—Children >](#)

[Vaccination Trends—Adults >](#)

Explore deeper data

Wastewater

Wastewater (sewage) data specific to SARS-CoV-2, the virus that causes COVID-19, are displayed at the national, regional, and state levels. These data can provide an early signal of changes in infection levels.

Nursing Homes

Data on COVID-19 cases and deaths among residents and staff of nursing homes are displayed at the national and state levels.

Forward Outlook

Estimated trends for COVID-19 and influenza infections and hospitalizations, based on modeling and forecasting, are displayed at the national and state levels.



PREVIOUS
Respiratory Illness

NEXT

Respiratory Virus Activity Levels

